



Count on it.

Parts Catalog

Toro® Illustrated Parts Breakout Book

Model No. Parts Breakout Book



Ordering Replacement Parts

To order replacement parts, please supply the part number, the quantity, and the description of each part desired.

Understanding Reference Numbers

Each identified part in an illustration has a reference number. The reference number for a part also appears in the parts list, along with other information about the part.

This catalog uses two special reference number formats, one to indicate parts in a service assembly and another to indicate the quantity of a given part in an illustration.

Service Assembly Reference Numbers

Parts in service assemblies have reference numbers in the form a:b. The a represents the reference number of the entire service assembly and the b represents a sequential number unique to each part within the service assembly.

For example, a wheel assembly might be identified by reference number 6, the tire by 6:1, the valve by 6:2, and the wheel by 6:3. When you order the assembly identified by reference number 6, you receive all parts identified by reference numbers 6:1, 6:2, and 6:3. However, you may also order any part individually. Reference numbers of this type appear in illustration and in parts lists.

Reference Numbers Indicating Quantity

In an illustration, if a reference number indicates more than one part, the reference number has the form nX y. The n represents the quantity of the part, the X is the multiplication symbol, and the y represents the reference number.

For example, in an illustration, the reference number 2X 37 means that two of the parts identified by reference number 37 are indicated.

List of Abbreviations

AR: as required

ASM: assembly

BBC: blade brake control

BHTF: button head thread forming

CARR: carriage

CCW: counter clockwise

CW: clockwise

DEG: degrees

DPA: Dual Point Adjustment

ECM: electronic control module

EXT: external

FH: flat head

GA: gauge

HD: heavy-duty

HF: hex flange

HH: hex head

HHF: hex head flange

HHFTF: hex head flange thread forming

HJ: hex jam

HLH: hex lag head

HOC: height-of-cut

HP: high pressure

HSBH: hex socket button head

HSFH: hex socket flat head

HSH: hex socket head

HWH: hex washer head

HWHTF: hex washer head thread forming

HYD: hydraulic

LH: left hand

LP: low pressure

LPG: Liquefied Petroleum Gas

NI: nylon insert

NPTF: national pipe thread fine

PFH: phillips flat head

PPH: phillips pan head

PPHTF: phillips pan head thread forming

PRH: phillips round head

PTH: phillips truss head

PTO: power-take-off

RH: right hand

ROPS: roll-over protection system

RRB: rear roller brush

SFH: slotted fillister head

SHH: slotted hex head

SHWH: slotted hex washer head

SPH: slotted pan head

SQH: square head

SRH: slotted round head

STD: standard

TAP: self tapping

TTH: torx truss head

Contents

570Z 2-4	7
570Z-6	8
570Z-12	9
T5 Shrub	10
T5 and T5 RapidSet, Lawn	12
T5, High-Pop	14
T7	16
300 Shrub	18
300 Lawn	20
300 High-pop	22
300 and 340 Series Nozzles	24
340 Shrub	26
340 Lawn	28
340 High-pop	30
300 and 340 Series Nozzles	32
S700 Shrub	34
S700 Lawn	36
S700 Commercial	38
S700 High Pop	40
S700 Nozzles	42
V-1550-Shrub	43
V-1550-4 components	44
V-1550-12	46
TR50 Shrub	48
TR50 Lawn	50
TR50 High-pop	52
TR50XT Shrub	54
TR50XT Lawn	56
TR50XT High-pop	58
TR70P and TR70XT	60
640	62
2001	66
S2001	68
590GF-4 and 590GF-6	70
590GF-12	71
720 Series Sprinkler	72
720 Series Conversion Assembly	74
720G Series	75
810G and 810GL	76
DT34 Series Sprinkler	78
DT34B Series Sprinkler	80
DT35 Series Sprinkler	82
DT35B Series Sprinkler	84
DT54 Series Sprinkler	86
DT55	88
DT55 Ribless Body Conversion	92
FLX34 Series Golf Sprinkler w/ Dual Trajectory	94
FLX34B Series Sprinkler w/ Dual Trajectory	96
FLX35 Series Golf Sprinkler w/ Dual Trajectory	98
FLX35-6 Series Golf Sprinkler w/ 24-Pos TruJectory	100
FLX35B Series Sprinkler w/ Dual Trajectory	102
FLX35-6B Series Sprinkler w/ 24-Pos TruJectory	104
FLX54 Series Golf Sprinkler w/ Dual Trajectory	106
FLX54RB R Series Conversion w/ Dual Trajectory	108

Contents (continued)

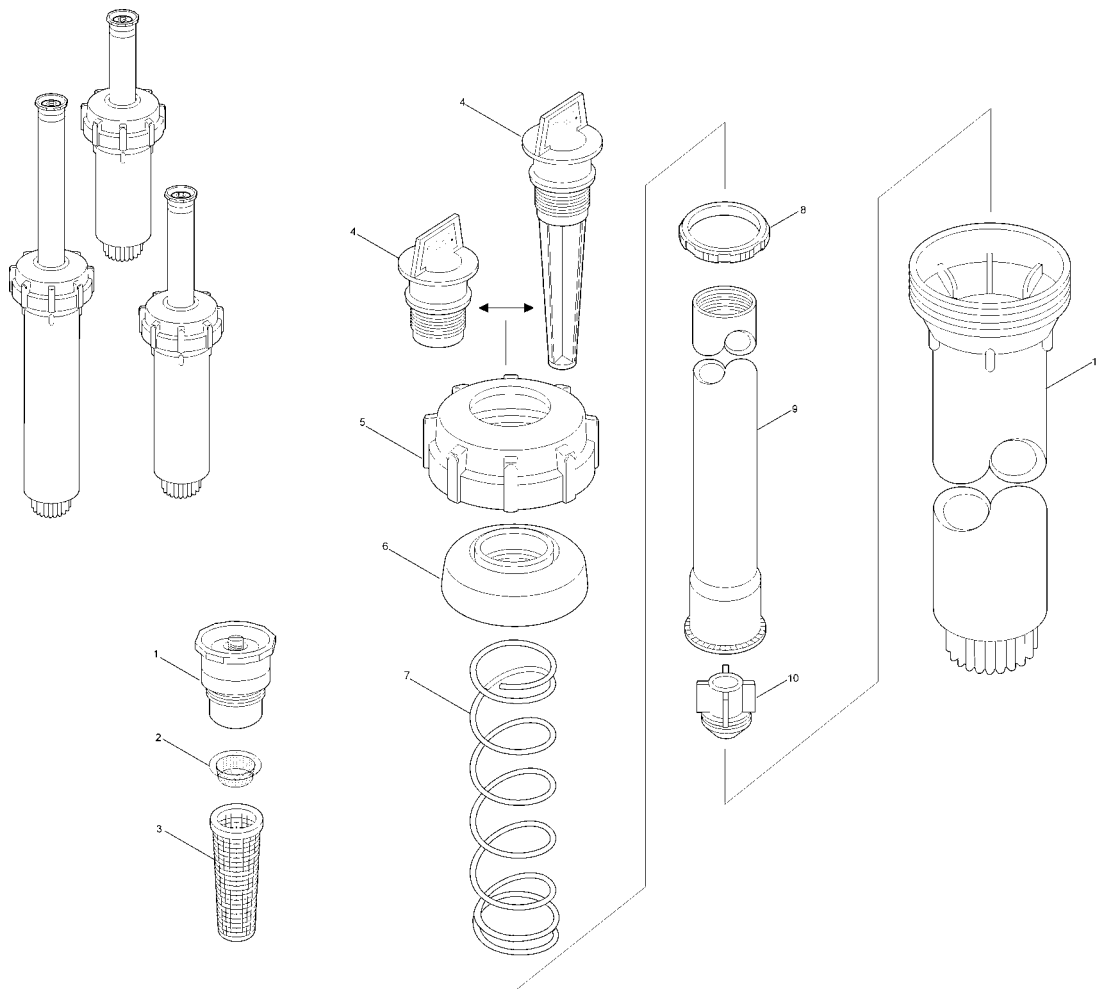
FLX55 Ribless Body Conversion w/ Dual Trajectory	110
FLX55 Series Golf Sprinkler w/ Dual Trajectory	112
FLX55RB R Series Conversion w/ Dual Trajectory	114
FLX55-6 Ribless Body Conv w/ 24-Pos TruJectory	116
FLX55-6 Series Golf Sprinkler w/ 24-Pos TruJectory	118
FLX55-6RB R Series Conv w/ 24-Pos TruJectory	120
INF54 Series Golf Sprinkler w/ Dual Trajectory	122
INF55 Series Golf Sprinkler w/ Dual Trajectory	124
INF55-6 Series Golf Sprinkler w/ 24-Pos TruJectory	126
INF34 Series Golf Sprinkler w/ Dual Trajectory	128
INF35 Series Golf Sprinkler w/ Dual Trajectory	130
INF35-6 Series Golf Sprinkler w/ 24-Pos TruJectory	132
INFINITY Series 1 Inch Golf Sprinkler Body	134
INFINITY Series 1.5 Inch Golf Sprinkler Body	136
834S Series Sprinkler - Pre-August 2007	138
834S Series Sprinkler - August 2007-Present	140
835S Series Sprinklers	142
835B Series Sprinkler	144
854S Series Sprinkler - Pre-2007	146
854S Series Sprinkler - August 2007 - Present	148
855S Series Sprinkler	150
855S Series Ribless Body, Conversion Assembly	152
860S Series Sprinkler	154
880S Series Sprinkler	156
730 Series	158
760 Series Golf Sprinkler	160
650 Series	162
750 Series Golf Sprinklers	166
780 Series Golf Sprinklers	168
780 Series Ribless Body Conversion Assembly	170
670 Series Golf Sprinkler	172
690 Series Golf Sprinkler	174
Golf Sprinkler Body - 1 Inch	178
Golf Sprinkler Body - 1 Inch - 800S and DT Series	180
Golf Sprinkler Body - 1.5 Inch	182
Golf Sprinkler Body - 1.5 Inch - 800S and DT Series	184
Pilot Valve	186
Pilot Valve, Adjustable Pressure	188
TPV Series Valve, 1 Inch Female	190
TPV Series Valve, 1 Inch Male	192
EZ-Flo Plus Series, 1 Inch Male	194
EZ-Flo Plus Series, 1 Inch Female	196
EZ-Flo Plus Series, 1 Inch Angle	198
EZ-Flo Plus AVB Series, 3/4 Inch and 1 Inch	200
264 Series, 3/4 Inch Valves	202
264 Series, 1 Inch Valve	204
254 Series, 1 Inch Valves	206
250 Series, 1 Inch Valve	208
260 Series, 1 Inch Valve	210
252 Series, 1 Inch Valves	212
252 Series, 1.5 Inch (Sheet 1 of 2)	214
252 Series, 1.5 Inch Valve (Sheet 2 of 2)	216
252 Series, 2 Inch Valve (Sheet 1 of 2)	218
252 Series, 2 Inch Valve (Sheet 2 of 2)	220

Contents (continued)

P-220 and P-220G Series, 1 Inch Valve	222
P-220 and P-220G Series, 1.5 Inch Valve	224
P-220, P-220G and Scrubber Series - 2 Inch Valve	226
P-220, P-220G and Scrubber Series - 3 Inch	228
220, 220G Series, 1 In Valves, Pressure Reg.	230
220, 220G Series, 1.25 and 1.5 In, Pressure Reg.	232
220, 220G Series, 2 Inch, Pressure Reg.	234
220 Series, 2.5 and 3 Inch	236
2-Way Pilot Valve	238
Manual Valve Actuator	239
3-Way Actuator	240
3-Way Actuator, (NC)	241
Electric-Hydraulic Converter Module Assembly	242
Flow Gauge, 995-01	243
EVOLUTION Controller	244
TIS-612 - Indoor Controller	246
TIS-612 - Outdoor Controller	248
TIS-240 - Outdoor Controller	250
TIS-360/480 Outdoor Controller, Metal Cabinet	252
TMC-424E - 4 through 24 Stations, Modular	254
TMC-212 - Indoor Controller	256
TMC-212 Outdoor and Outdoor High Surge Cntrlr	258
GreenKeeper 212 - Indoor Controller	260
GreenKeeper 212 - Outdoor Controller	262
TDC 2-Wire Decoder System	264
TDC 2-Wire Decoder System, Post Aug-2012	266
Sentinel Central Control System	268
Sentinel Satellite - Wall Mount	270
Sentinel Satellite - Pedestal Mount	272
Sentinel Map To Assy - Sm Metal Wall Mt	274
Sentinel Map To Assy - Plastic Pedestal Cabinet	276
Sentinel Remote Transceiver	278
Custom Command 9 through 24 Station - Plastic	280
Custom Command 12-24 Station - Metal Cabinet	282
Custom Command 36 and 48 Stn - Metal Cabinet	284
Custom Command 48 Station	286
SitePro Field Interface Unit (FIU)	288
TouchNet For OSMAC	290
Touch Net For Network LTC Plus Satellite	292
GDC - Stand-Alone, PC Models, 2-Wire Decoder Sys	294
Network VP and VPE - Plastic Cabinet	296
Network VP and VPe - 2013 and Later	298
Network VP and VPE - Internal Components	300
Network VP and VPE - Power Supply	302
Network 8000 Sat., Plastic Cabinet, Int. Components	304
Network 8000 Sat., Plastic Cabinet, 24V Output	306
Network 8000 Sat., Plastic Cabinet, AC/DC PS	308
Network 8000 Sat., Plastic Cabinet, Power Supply	310
Network 8000 Sat., Small, Green Stainless Pedestal	312
Network 8000 Sat., Lrg. Stainless Pedestal (1 of 2)	316
Network 8000 Sat., Lrg. Stainless Pedestal (2 of 2)	318
Network 8000 Satellite Control Panel Assembly	320
Network DR2 Satellite (Early Model)	322
Network DR2 Satellite - Plastic Cabinet	324

Contents (continued)

Network DR2 Satellite - Metal Cabinet (Late Model).....	326
Network LTC 1.0 Satellite - Wall Mount Cabinet	328
Network LTC Satellite 1.0 - Taper-top Cabinet.....	330
Network LTC Satellite 2.0 - Metal Cabinet (1 of 3).....	332
Network LTC Sat. 2.0, Network DR2 PS Assy (3 of 3).....	334
Network LTC Satellite 2.0 - Plastic Cabinet (2 of 3).....	336
Network LTC Plus Sat. - Internal Components	338
Network LTC Plus Satellite 4.0, Metal Cabinet.....	342
N. LTC Plus, Power Supply, Early Model	344
Power Supply, N. LTC Plus and E-Series OSMAC	346
Network LTC Plus Radio Assembly	348
E-Series OSMAC Sat., Narrow, Plastic Cab. (1 Of 3).....	350
E-Series OSMAC Sat., Narrow, Metal Cab. (2 of 3)	352
E-Series OSMAC Sat., Narrow (3 Of 3)	354
E-Series OSMAC Sat., Wide, Plastic Cab. (1 of 3).....	356
E-Series OSMAC Sat., Wide Metal Cab. (2 of 3)	358
E-Series OSMAC Sat., Wide (3 of 3).....	360
Power Supply, N. LTC Plus and E-Series OSMAC	362
OSMAC Satellite - 8 x 13 Metal Ped., Electric	364
OSMAC Satellite - 8 x 13 Metal Ped., Hydraulic	366
OSMAC Satellite - 13 x 13 Metal Ped, Electric.....	368
OSMAC Satellite - 13 x 13 Metal Ped, Hydraulic.....	370
OSMAC Satellite - Plastic Pedestal, Electric	372
OSMAC Satellite - Plastic Pedestal, Hydraulic	374
OSMAC RDR - Model RDR0160LVNO.....	376
OSMAC RDR - Model RDR0160LVCE	377
OSMAC RDR Unit - Power Supply Assembly	378
Plastic Satellite Pedestal 2006 And Earlier Models.....	380
Plastic Satellite Pedestal 2007-2010 Models.....	382
Plastic Satellite Pedestal 2011 and Later	384

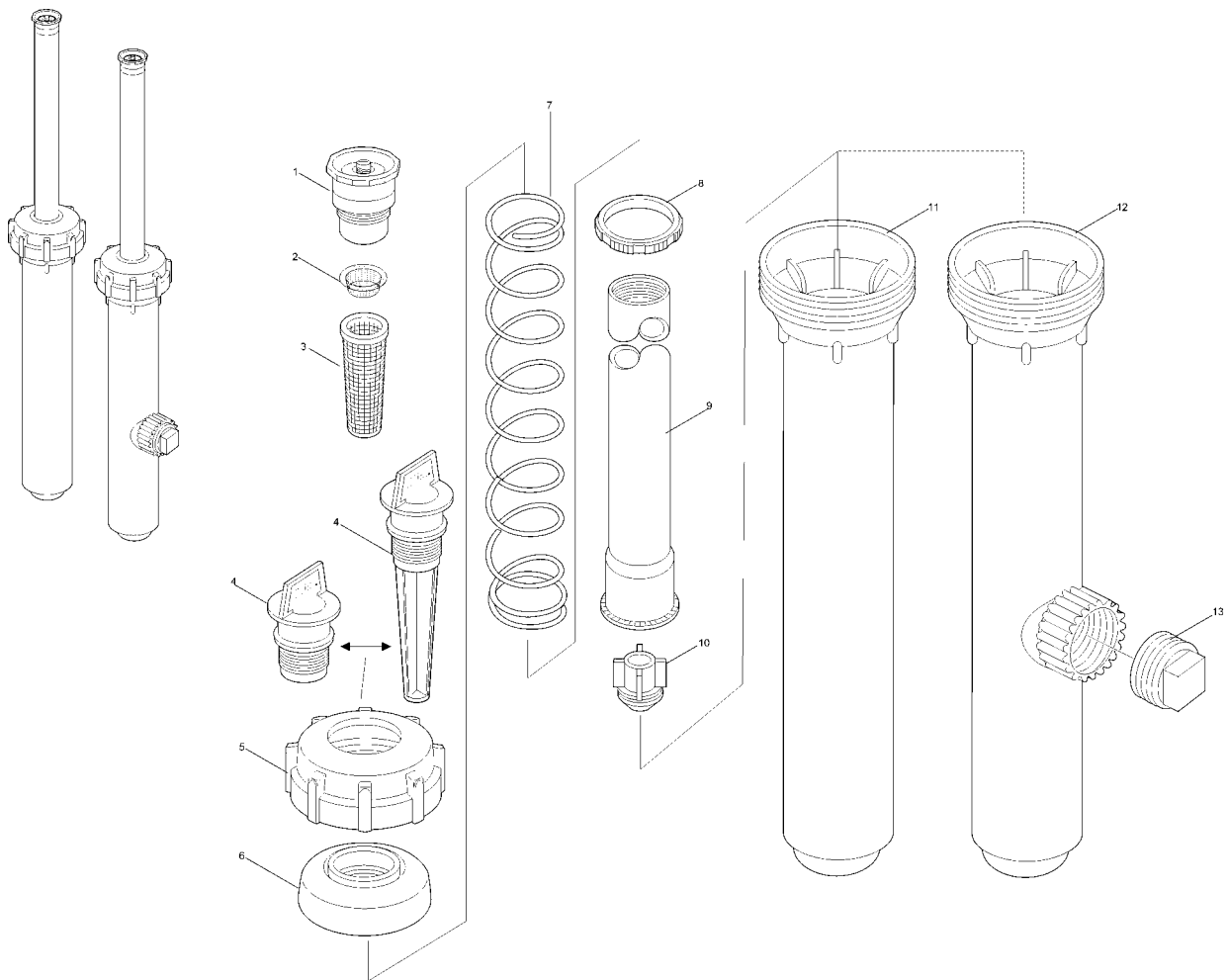


570Z 2-4

Ref.	Part Number	Qty.	Description	Ref.	Part Number	Qty.	Description
1		1	Nozzle ▲ ◆	9	89-0969	1	Riser, 4"
2	89-5548	1	Screen, Filter, Sst	10	570CV	1	One Piece Check Valve, White
3	9-5112	1	Screen, Riser, White, Plastic, Regular Mesh	11	89-5641	1	Body, 2P
3	89-8738	1	Screen, Riser, Red, Plastic, Fine Mesh	11	89-0966	1	Body, 3P
4	102-2178	1	Flush Cap	11	89-0968	1	Body, 4"
4	102-0621	1	Flush Plug, Prx & Xf		89-3997		Cap Assy. (Includes Items 5 & 6) ● ■
5	89-3747	1	Cap, 570		102-1211		Cap, Lavender (Includes Items 5 & 6) ● ■
5	102-1211	1	Cap And Seal, Lavender (Includes Items 5 And 6)		102-0971		Prx Riser Assy., 4P (Includes Items 4 & 9) ● ■
6	570SEAL	1	Seal, Cap, White		102-0973		Prx Riser Assy., 4P, Com (Includes Items 4, 9 & 10) ● ■
7	89-5640	1	Spring, 570-2LP		102-3994		Xf Riser Assy., 4P (Includes Items 4 & 9) ● ■
7	89-5920	1	Spring, 570-2P, Com		102-3995		Xf Riser Assy., 4P, Com (Includes Items 4, 9 & 10) ● ■
7	35-4879	1	Spring, 570-3LP				
7	35-9631	1	Spring, 570-3P, Com				
7	35-3077	1	Spring, 570-4LP				
7	35-9632	1	Spring, 570-4P, Com				
8	89-0463	1	Ring, Ratchet				
9	89-5642	1	Riser, 2P				
9	89-0967	1	Riser, 3P				

● SERVICE ITEMS
▲ See 570 Nozzles

■ Not illustrated
◆ Not serviced separately

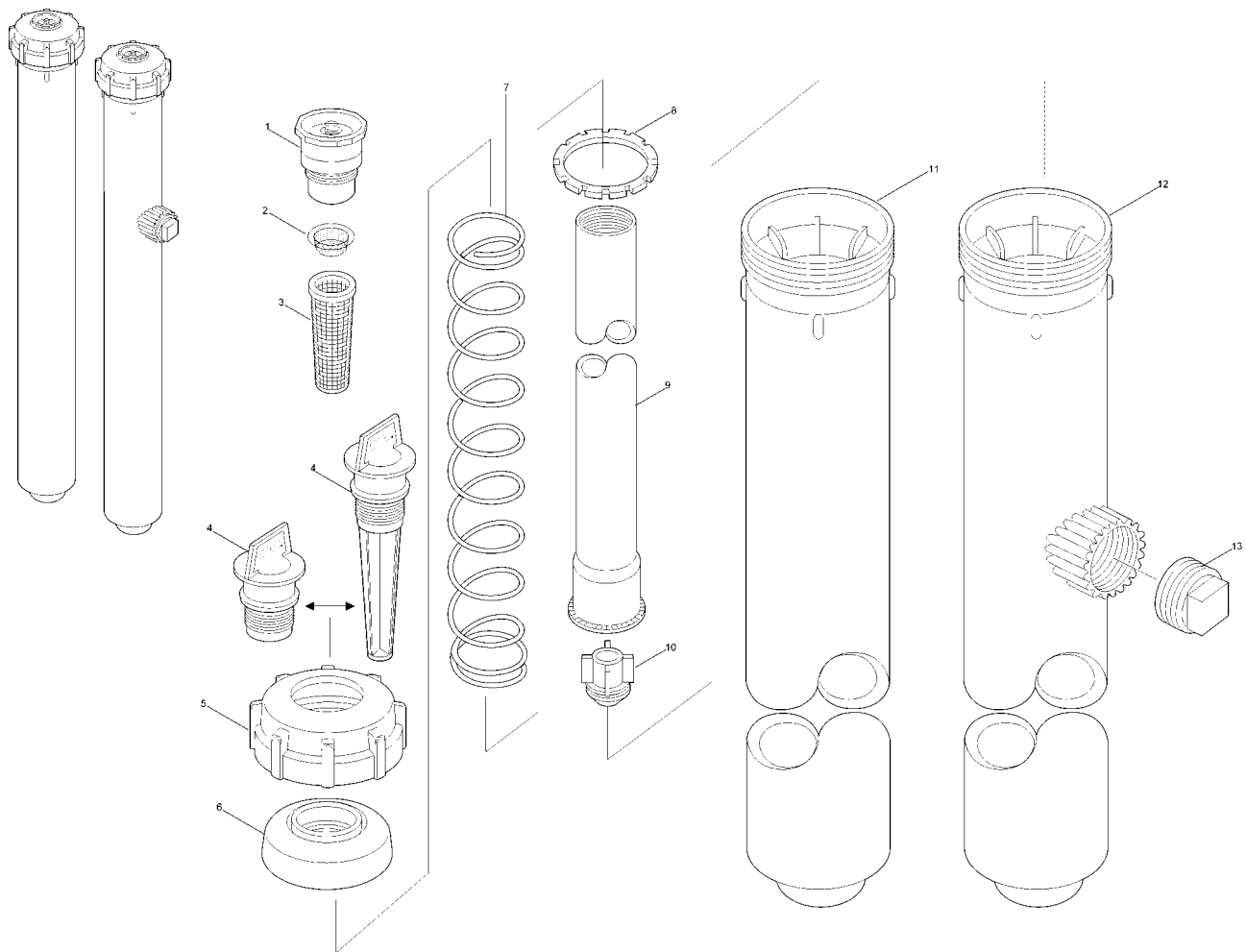


570Z-6

Ref.	Part Number	Qty.	Description	Ref.	Part Number	Qty.	Description
1		1	Nozzle ▲ ◆	13	363-3125	1	Plug
2	89-5548	1	Screen, Filter, Sst		89-1245		Body Assy., 6P, Si W/Plug (Includes Item 12 & 13) ● ■
3	9-5112	1	Screen, Riser, White, Plastic, Regular Mesh		89-3997		Cap Assy. (Includes Items 5 & 6) ● ■
3	89-8738	1	Screen, Riser, Red, Plastic, Fine Mesh		89-8256		Cap Assy., Com (Includes Items 5 & 6) ● ■
4	102-2178	1	Flush Cap		102-1211		Cap, Lavender (Includes Items 5 & 6) ● ■
4	102-0621		Flush Plug, Prx & Xf		102-0972		Prx Riser Assy., 6P (Includes Items 4 & 9) ● ■
5	89-3747	1	Cap, 570		102-0974		Prx Riser Assy., 6P, Com (Includes Items 4, 9 & 10) ● ■
5	102-1211	1	Cap And Seal, Lavender (Includes Items 5 And 6)		102-3996		Xf Riser Assy., 6P (Includes Items 4 & 9) ● ■
6	570SEAL	1	Seal, Cap, White		102-3997		Xf Riser Assy., 6P, Com (Includes Items 4, 9 & 10) ● ■
7	35-4874	1	Spring, Return, 570-6LP				
7	35-9633	1	Spring, Return, 570-6P Com				
8	89-0463	1	Ring, Ratchet				
9	89-0856	1	Riser, 6"				
10	570CV	1	One Piece Check Valve, White				
11	89-0970	1	Body, 6"				
12	89-0857	1	Body, 6P ,Si				

● SERVICE ITEMS
▲ See 570 Nozzles

■ Not illustrated
◆ Not serviced separately



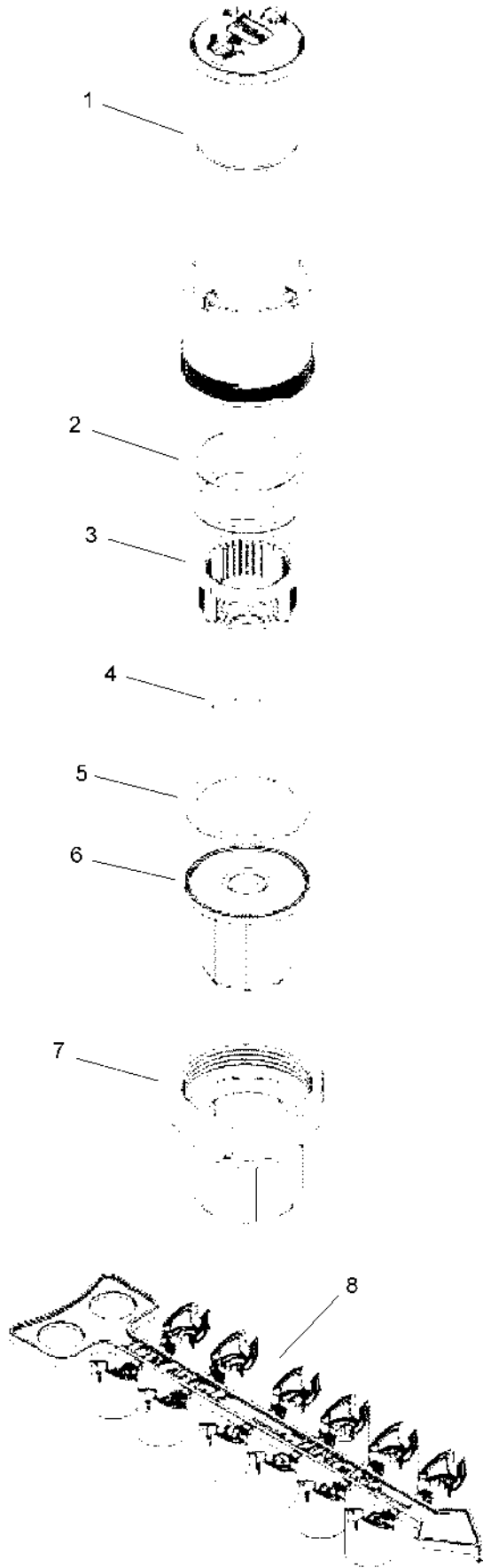
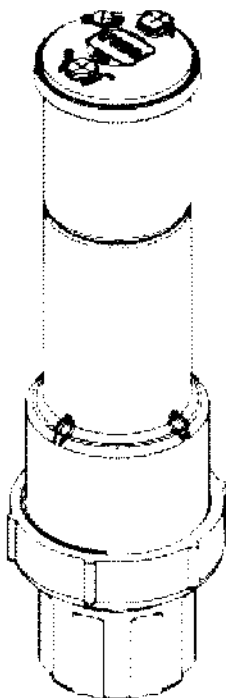
570Z-12

Ref.	Part Number	Qty.	Description	Ref.	Part Number	Qty.	Description
1		1	Nozzle ▲ ◆	11	9-7236	1	Body, 12"
2	89-5548	1	Screen, Filter, Sst	12	35-9322	1	Body, 12P, Si
3	9-5112	1	Screen, Riser, White, Plastic, Regular Mesh	13	363-3125	1	Plug
3	89-8738	1	Screen, Riser, Red, Plastic, Fine Mesh	89-3997			Cap Assy. ● ■
4	102-2178	1	Flush Cap	102-1211			Cap, Lavender (Includes Items 5 & 6) ● ■
4	102-0621	1	Flush Plug, Prx & Xf	102-2917			Prx Riser Assy., 12P (Includes Items 4 & 9) ● ■
5	89-3747	1	Cap, 570	102-2918			Prx Riser Assy., 12P Com (Includes Items 4, 9 & 10) ● ■
5	102-1211	1	Cap And Seal, Lavender (Includes Items 5 And 6)	102-3998			Xf Riser Assy., 12P (Includes Items 4 & 9) ● ■
6	570SEAL	1	Seal, Cap, White	102-3999			Xf Riser Assy., 12P Com (Includes Items 4, 9 & 10) ● ■
7	35-6872	1	Spring, Return, 570-12LP	102-4545			Cap & Riser Kit, 570-12P ● ■
7	35-9634	1	Spring, Return, 590G-12 Com	102-4546			Cap & Riser Kit, 570 Side Inlet-12P ● ■
8	89-0855	1	Ring, Ratchet				
8	89-0433	1	Ring, Ratchet, Si				
9	102-1246	1	Riser, 12"				
10	570CV	1	One Piece Check Valve, White				

● SERVICE ITEMS
▲ See 570 Nozzles

■ Not illustrated
◆ Not serviced separately

T5 Shrub



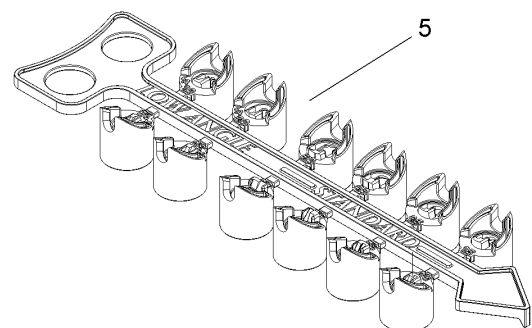
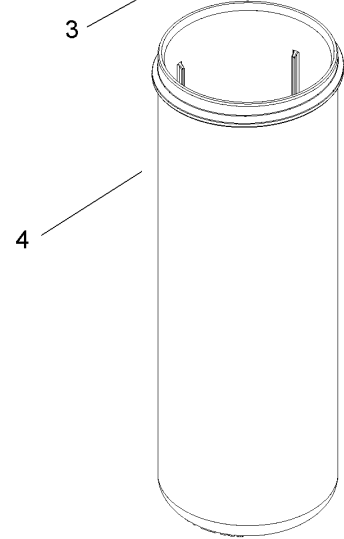
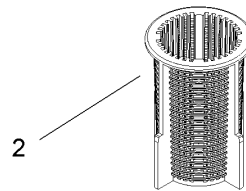
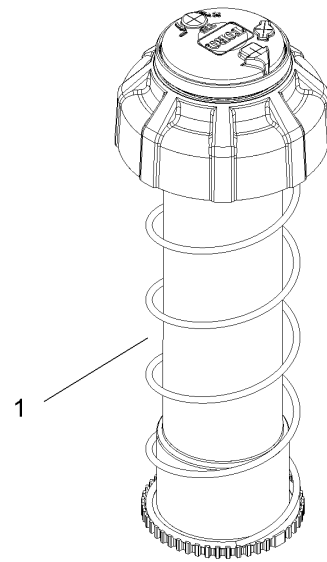
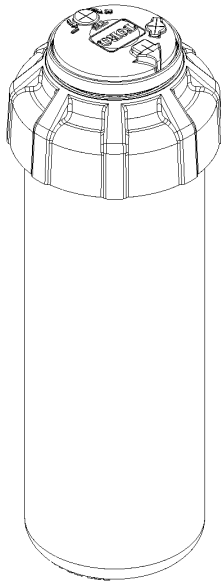
T5 Shrub (continued)

<i>Ref.</i>	<i>Part Number</i>	<i>Qty.</i>	<i>Description</i>	<i>Ref.</i>	<i>Part Number</i>	<i>Qty.</i>	<i>Description</i>
1		1	Shrub Body Assembly (Order Finished Good T5S) ▲	5	9-5211	1	Seal
				6	102-0577	1	Threaded Insert, 3/4" & 1/2", Com
2	102-0579	1	Check, Spring	7	89-8305	1	Base, Shrub
3	102-0575	1	Screen	8	102-6499	1	Nozzle Tree
4	89-7561	1	Seal, Check, Com		102-7194		Adjustment Tool ●■

● SERVICE ITEMS
▲ Not serviced separately

■ Not illustrated

T5 and T5 RapidSet, Lawn



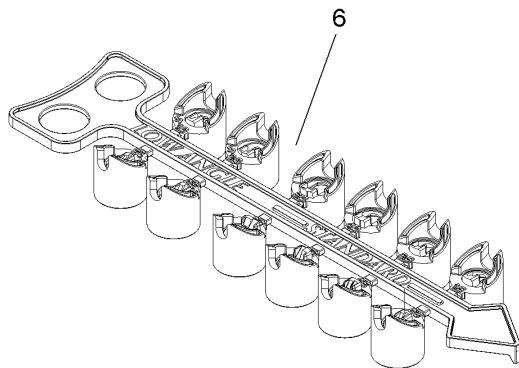
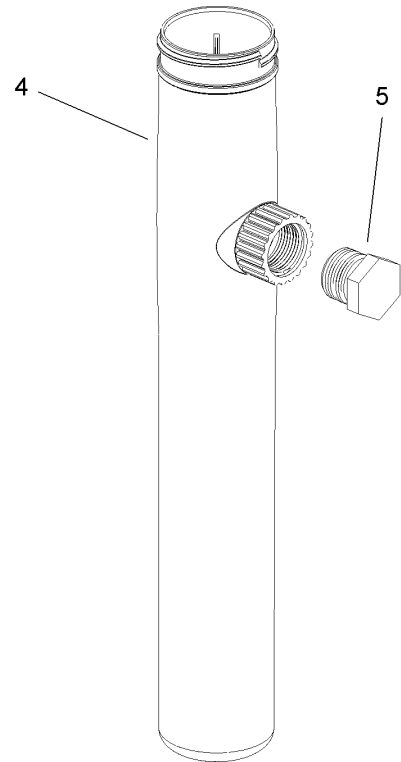
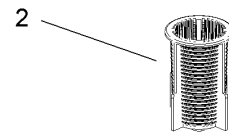
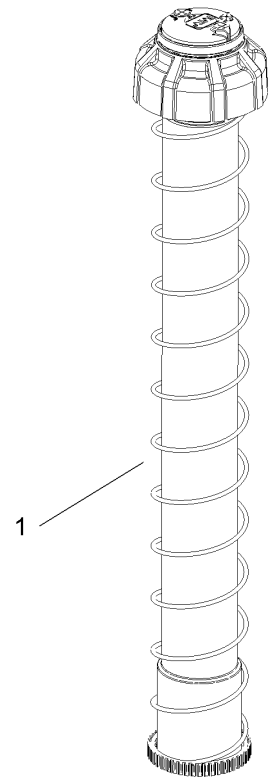
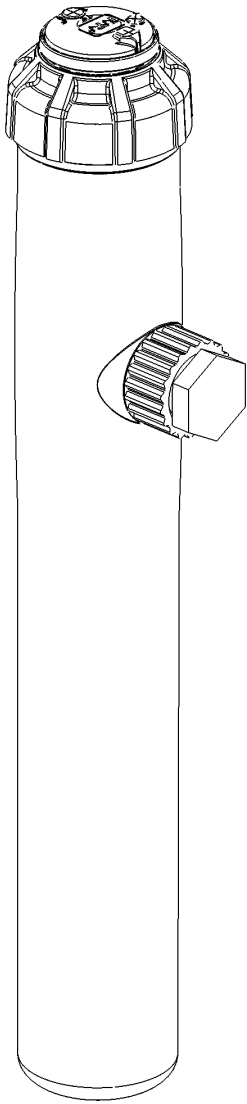
T5 and T5 RapidSet, Lawn (continued)

<i>Ref.</i>	<i>Part Number</i>	<i>Qty.</i>	<i>Description</i>	<i>Ref.</i>	<i>Part Number</i>	<i>Qty.</i>	<i>Description</i>
1		1	Riser Assembly (Order Finished Good T5P Or T5-Rs [rapidset]) ▲	4	102-6349	1	Body
2	102-6358	1	Screen	5	102-6499	1	Nozzle Tree
3	89-7561	1	Check Seal (Optional, Not Included With The Riser Assembly)		102-7194		Adjustment Tool ●■

● SERVICE ITEMS
▲ Not serviced separately

■ Not illustrated

T5, High-Pop

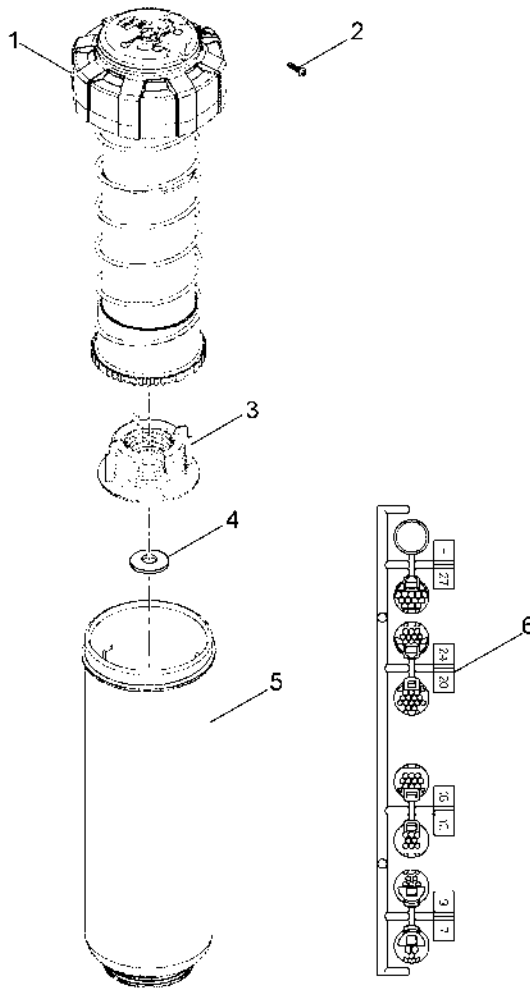


T5, High-Pop (continued)

<i>Ref.</i>	<i>Part Number</i>	<i>Qty.</i>	<i>Description</i>	<i>Ref.</i>	<i>Part Number</i>	<i>Qty.</i>	<i>Description</i>
1		1	Riser Assembly (Order Finished Good T5HP)▲	4	102-6501	1	Body
2	102-6358	1	Screen	5	363-3779	1	Plug, 3/4" Npt Male
3	89-7561	1	Check Seal (Optional, Not Included With The Riser Assembly)	6	102-6499	1	Nozzle Tree
					102-7194		Adjustment Tool ●■

● SERVICE ITEMS
▲ Not serviced separately

■ Not illustrated

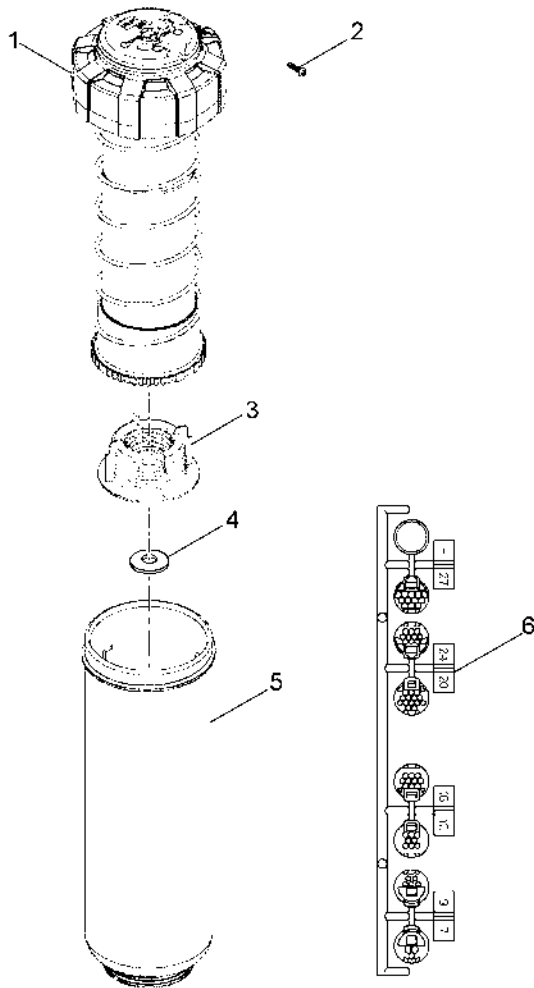


T7

<i>Ref.</i>	<i>Part Number</i>	<i>Qty.</i>	<i>Description</i>
1	T7P-02	1	Riser Assembly, T7 ■
1	T7PSS-02	1	Riser Assembly, T7, Stainless ■
2	102-2406	1	Set Screw, Cap
3	102-3857	1	Screen
4	89-9183	1	Seal, Check
5	102-4465	1	Body Assembly, 1", Npt
5	102-3851	1	Body Assembly, 1", Bsp
6	102-2633	1	Tree, Nozzle, T7, Stamped, High Flow ■
	102-7194	1	Adjustment Tool ●

● Not illustrated

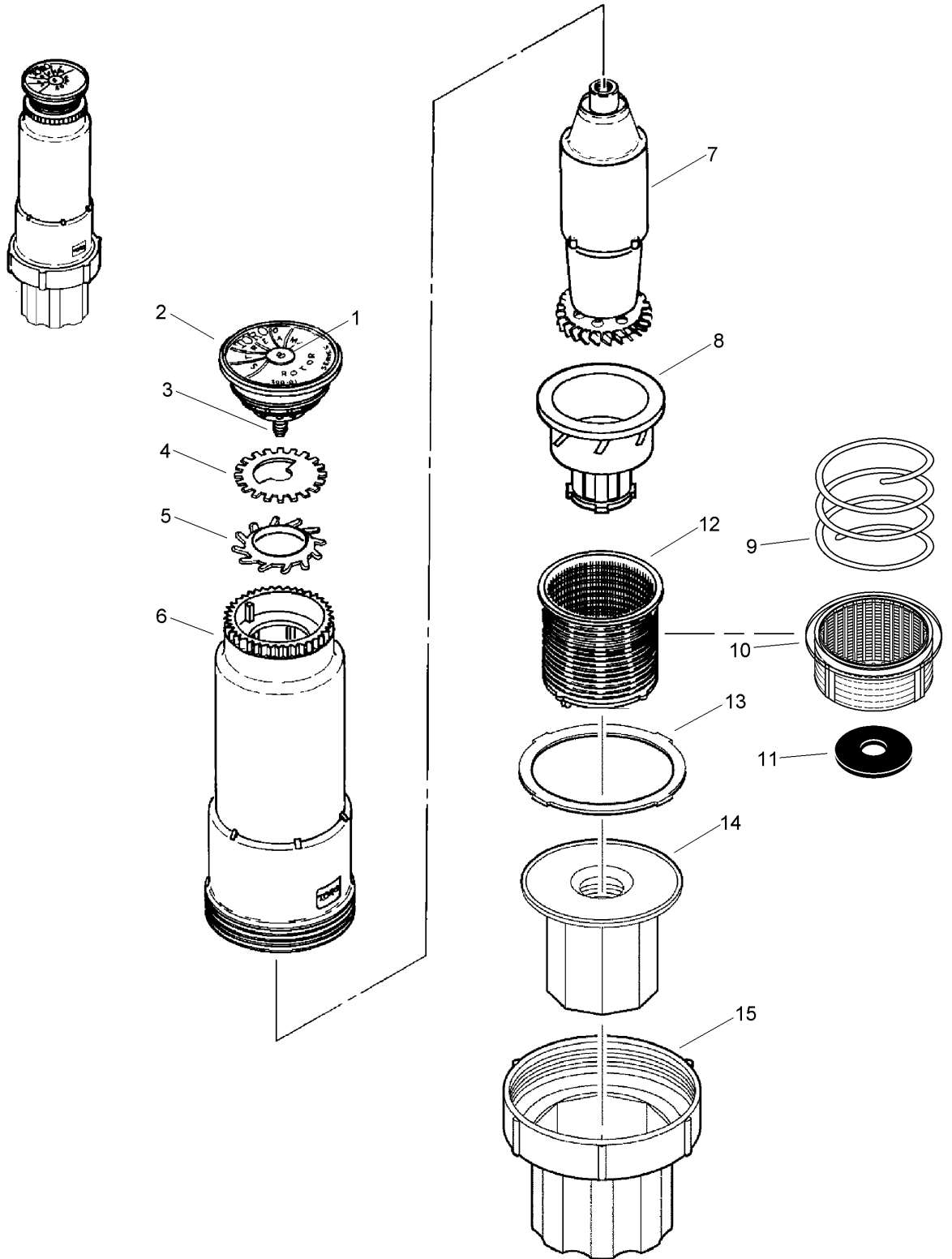
■ Order Through Finished Goods Distribution System - Minneapolis



T7 (continued)

- Not illustrated
- Order Through Finished Goods Distribution System - Minneapolis

300 Shrub



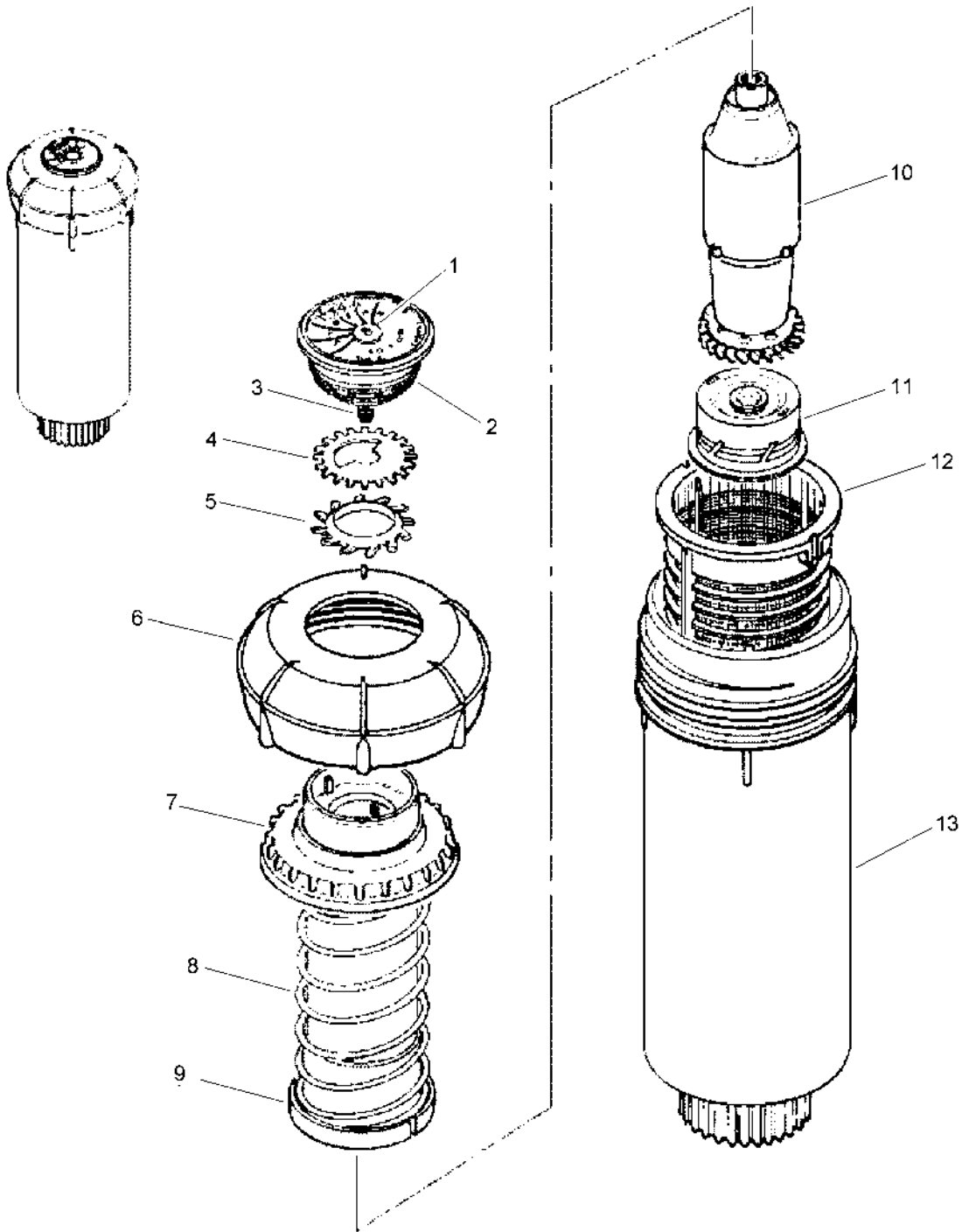
300 Shrub (continued)

<i>Ref.</i>	<i>Part Number</i>	<i>Qty.</i>	<i>Description</i>	<i>Ref.</i>	<i>Part Number</i>	<i>Qty.</i>	<i>Description</i>
1		1	Plug, Cap, Nozzle ▲	8	89-6929	1	Stator Assy., Shrub
2		1	Nozzle Assy. (Includes Items 1 And 3) ▲	9	102-0579	1	Check, Spring
3	360-0272	1	Screw, Machine, Nozzle, 8-32 X 7/8"	10	102-0575	1	Screen
4		1	Disc, Arc ▲	11	89-7561	1	Seal, Check, Com
5	9-2825	1	Seal, Nozzle	12	9-5212	1	Screen, Basket
6	9-5210	1	Body, Shrub	13	9-5211	1	Seal
7	9-2829	1	Drive Assy., 300 Series	14	89-6094	1	Threaded Insert, 3/4" & 1/2"
				15	9-5699	1	Base, Shrub ▲ Insert, 3/4" ●■

● SERVICE ITEMS
▲ Not serviced separately

■ Not illustrated

300 Lawn



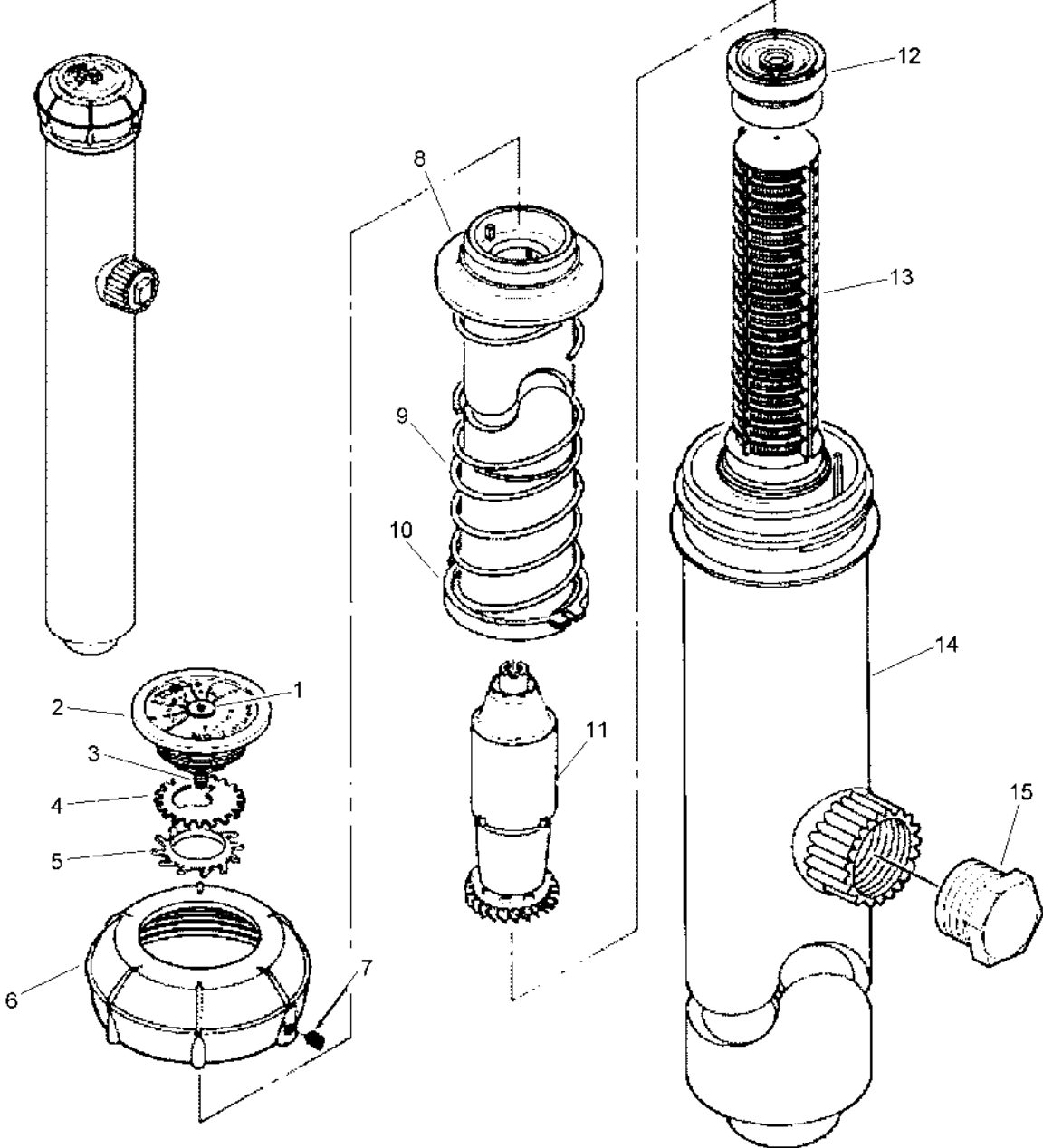
300 Lawn (continued)

<i>Ref.</i>	<i>Part Number</i>	<i>Qty.</i>	<i>Description</i>	<i>Ref.</i>	<i>Part Number</i>	<i>Qty.</i>	<i>Description</i>
1		1	Plug, Cap, Nozzle ▲	8	9-2137	1	Spring, Retraction
2		1	Nozzle Assy. (Includes Items 1 & 3) ▲	9	9-2836	1	Riser
3	360-0272	1	Screw, Machine, Nozzle, 8-32 X 7/8"	10	9-2829	1	Drive Assy., 300 Series
4		1	Disc, Arc ▲	11	9-5181	1	Stator Assy.
5	9-2825	1	Seal, Nozzle	12	9-2131	1	Screen, Basket
6	9-4394	1	Cap	13	9-1661	1	Body
7	9-4449	1	Seal, Riser		9-6472	1	Riser Assy. (Includes Items 9, 10 & 11) ■ ●

● SERVICE ITEMS
▲ Not serviced separately

■ Not illustrated

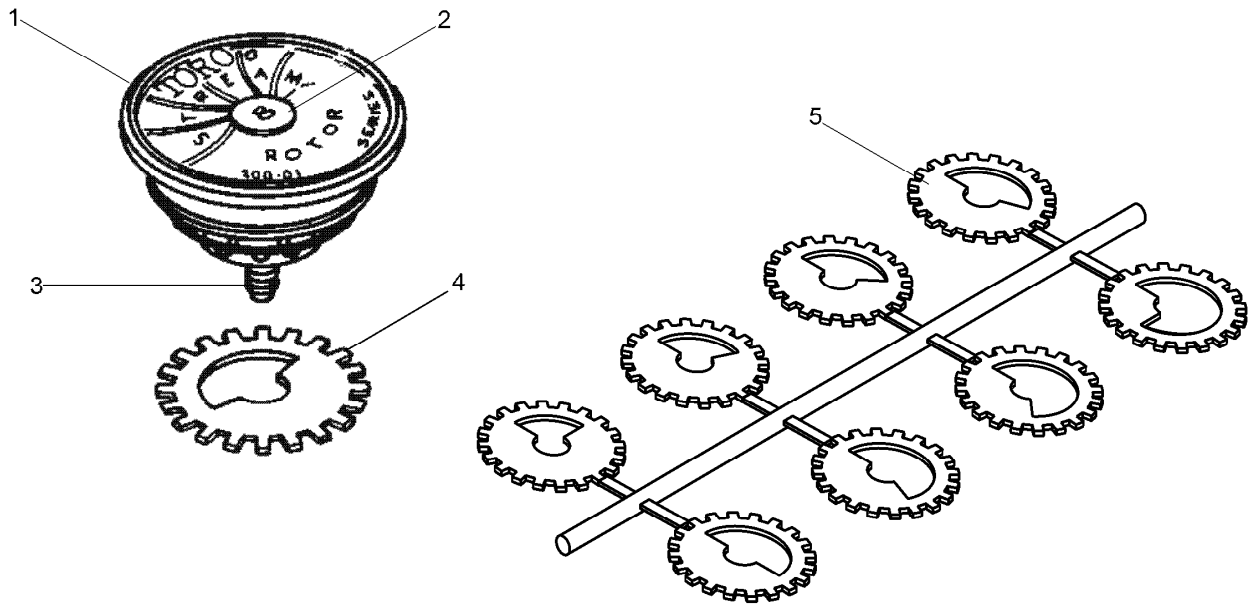
300 High-pop



300 High-pop (continued)

<i>Ref.</i>	<i>Part Number</i>	<i>Qty.</i>	<i>Description</i>	<i>Ref.</i>	<i>Part Number</i>	<i>Qty.</i>	<i>Description</i>
1		1	Plug, Cap, Nozzle ●	8	9-4572	1	Seal, Riser
2		1	Nozzle Assy. (Includes Items 1 & 3) ●	9	35-7579	1	Spring, Retraction
3	360-0272	1	Screw, Machine, Nozzle, 8-32 X 7/8"	10	9-4570	1	Riser
4		1	Disc, Arc ●	11	9-2829	1	Drive Assy., 300 Series
5	9-2825	1	Seal, Nozzle	12	9-5683	1	Stator Assy.
6	35-0481	1	Cap Assy., High-Pop (Includes Item 7)	13	9-4571	1	Screen, Basket
7	360-0223	1	Screw-Set, Half-Dog Point, 6-32 X 1/4"	14	89-1960	1	Body
				15	363-3779	1	Plug, 3/4" Npt Male

● Not serviced separately

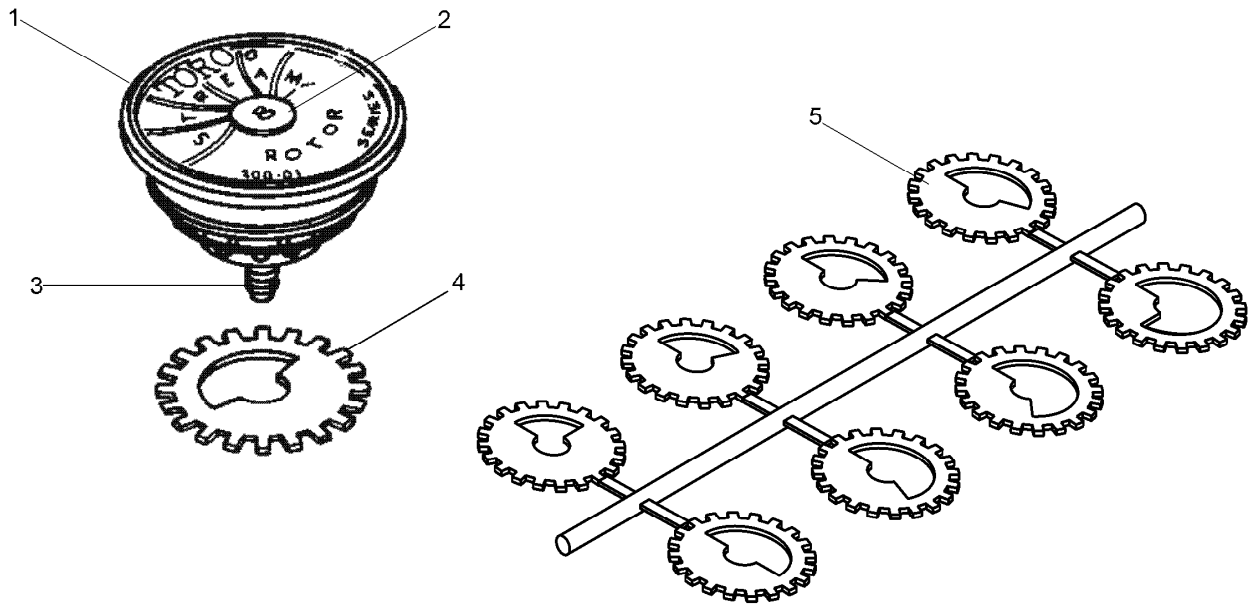


300 and 340 Series Nozzles

<i>Ref.</i>	<i>Part Number</i>	<i>Qty.</i>	<i>Description</i>	<i>Ref.</i>	<i>Part Number</i>	<i>Qty.</i>	<i>Description</i>
1	300-11	1	Nozzle Assy., 01 W/Blank Cap Plug, Bag Of 50 (Includes Items 1-3) ■	1	300-63-12	1	Nozzle Assy., 63 W/Blank Cap Plug, Bag Of 50 (Includes Items 1-3) ■
1	300-12	1	Nozzle Assy., 02 W/Blank Cap Plug, Bag Of 50 (Includes Items 1-3) ■	1	300-93-12	1	Nozzle Assy., 93 W/Blank Cap Plug, Bag Of 50 (Includes Items 1-3) ■
1	300-13	1	Nozzle Assy., 03 W/Blank Cap Plug, Bag Of 50 (Includes Items 1-3) ■	1	300-15	1	Adjustable Stream Rotor Omni Nozzle, Bag Of 25 (Adjustable) ■
1	300-63-1	1	Nozzle Assy., 63 W/Blank Cap Plug, Bag Of 50 (Includes Items 1-3) ■	1	300-25	1	Adjustable Stream Rotor Omni Nozzles Nozzle, Bag Of 25 (Adjustable) ■
1	300-93-1	1	Nozzle Assy., 93 W/Blank Cap Plug, Bag Of 50 (Includes Items 1-3) ■	1	89-1309	1	Cover, Cap, Omni Nozzle Nozzle (Adjustable)
1	300-21	1	Nozzle Assy., 01 W/Blank Cap Plug, Bag Of 50 (Includes Items 1-3) ■	2	9-7048	1	Plug, Cap, Nozzle, Blank
1	300-22	1	Nozzle Assy., 02 W/Blank Cap Plug Nozzle, Bag Of 50 (Adjustable) (Includes Items 1-3) ■	2	89-7889	1	Plug, Cap, Nozzle, Effluent, Lavender
1	300-23	1	Nozzle Assy., 03 W/Blank Cap Plug Nozzle, Bag Of 50 (Includes Items 1-3) ■	3	360-0272	1	Screw, Machine, Nozzle, 8-32 X 7/8
				4	304-00	1	Disc, Arc, 90°, Bag Of 25 ■
				4	305-00	1	Disc, Arc, 112°, Bag Of 10 ■
				4	306-00	1	Disc, Arc, 135°, Bag Of 10 ■
				4	307-00	1	Disc, Arc, 157°, Bag Of 10 ■
				4	308-00	1	Disc, Arc, 180°, Bag Of 25 ■
				4	309-00	1	Disc, Arc, 202°, Bag Of 10 ■

● Not illustrated

■ Order Through Finished Goods Distribution System - Minneapolis



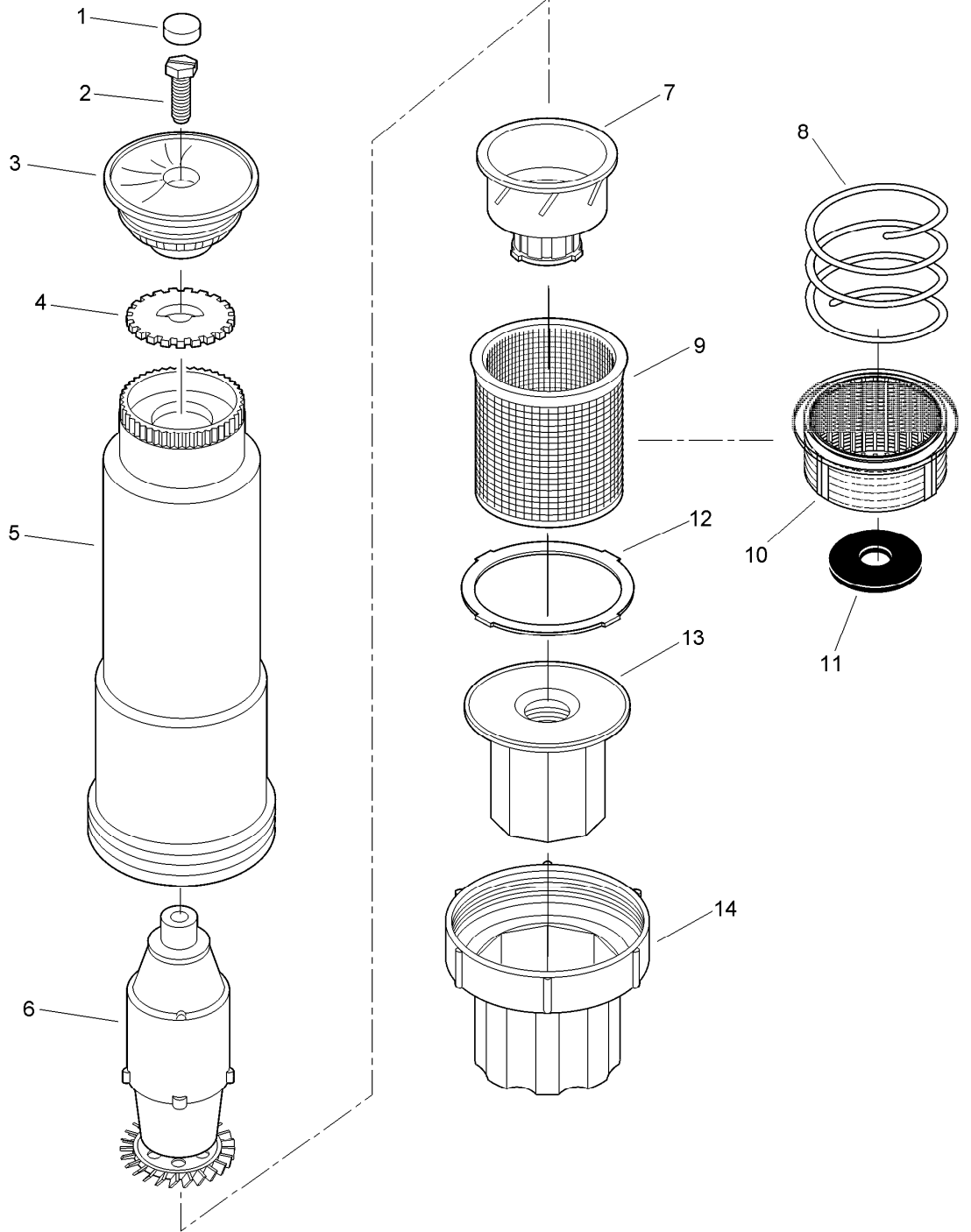
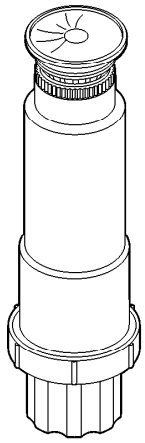
300 and 340 Series Nozzles (continued)

Ref.	Part Number	Qty.	Description
4	310-00	1	Disc, Arc, 225°, Bag Of 10 ■
4	312-00	1	Disc, Arc, 270°, Bag Of 10 ■
4	316-00	1	Disc, Arc, 360°, Bag Of 25 ■
5	340-09-SK	1	Tree, Plastic Arc Disc (Includes All Disc) ■
	89-7853	1	Omni Nozzle Cover (Use With 300-15) ■●

Ref.	Part Number	Qty.	Description
	89-7854	1	Omni Nozzle Cover (Use With 300-25) ■●
	89-7889	1	Plug, Cap, Nozzle, Effluent, Lavender ■●

● Not illustrated
 ■ Order Through Finished Goods Distribution System - Minneapolis

340 Shrub

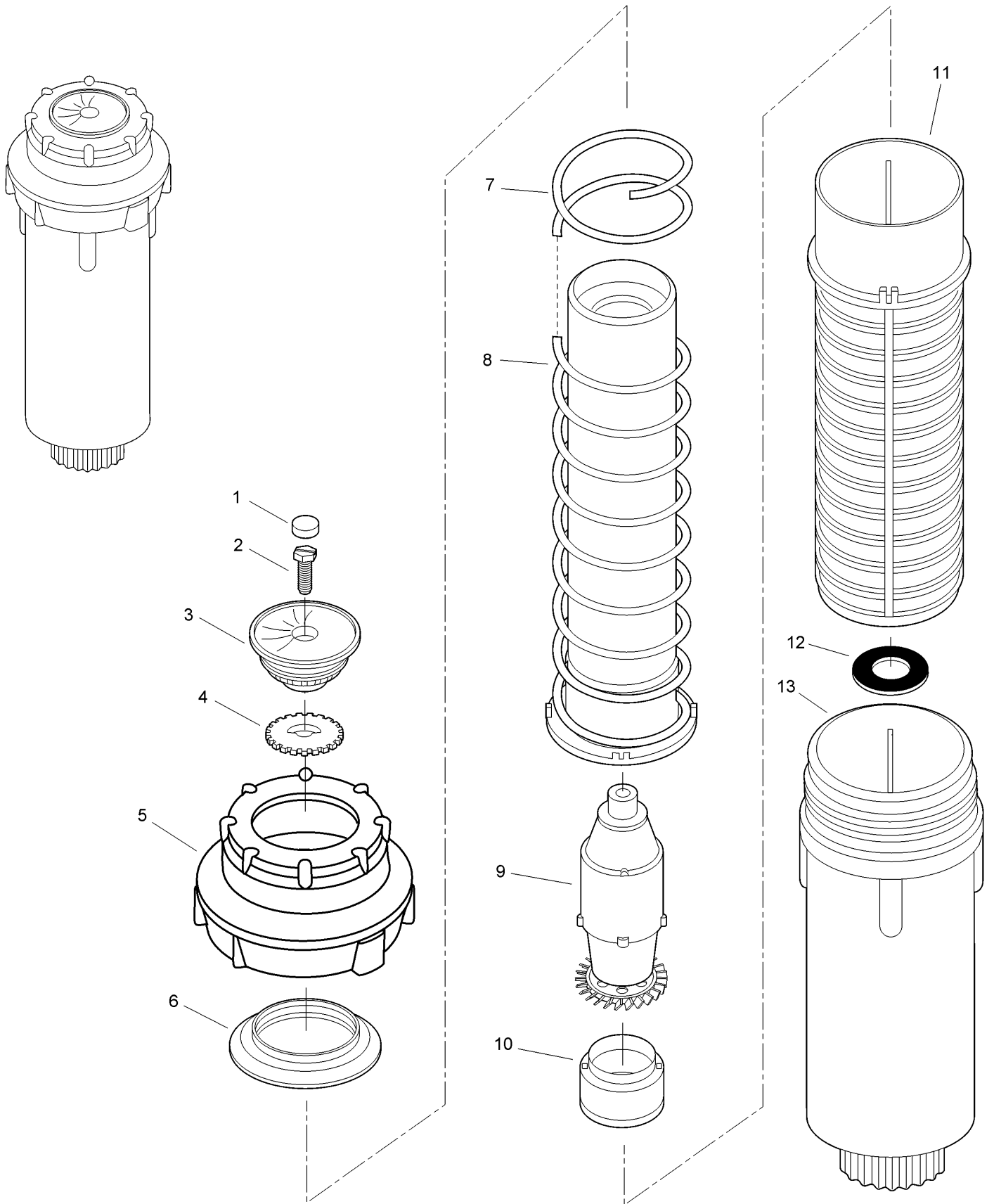


340 Shrub (continued)

<i>Ref.</i>	<i>Part Number</i>	<i>Qty.</i>	<i>Description</i>	<i>Ref.</i>	<i>Part Number</i>	<i>Qty.</i>	<i>Description</i>
1		1	Plug, Cap, Nozzle ●	7	89-6929	1	Stator Assy., Shrub
2	360-0272	1	Screw, Machine, Nozzle, 8-32 X 7/8"	8	102-0579	1	Check, Spring
3		1	Nozzle Assy. (Includes Items 1 & 2) ●	9	9-5212	1	Screen, Basket
4		1	Disc, Arc ●	10	102-0575	1	Screen
5	9-5210	1	Body, Shrub	11	89-7561	1	Seal, Check, Com
6	35-8580	1	Drive Assy., 340/Xp300	12	9-5211	1	Seal
				13	89-6094	1	Threaded Insert, 3/4" & 1/2"
				14		1	Base, Shrub ●

● Not serviced separately

340 Lawn

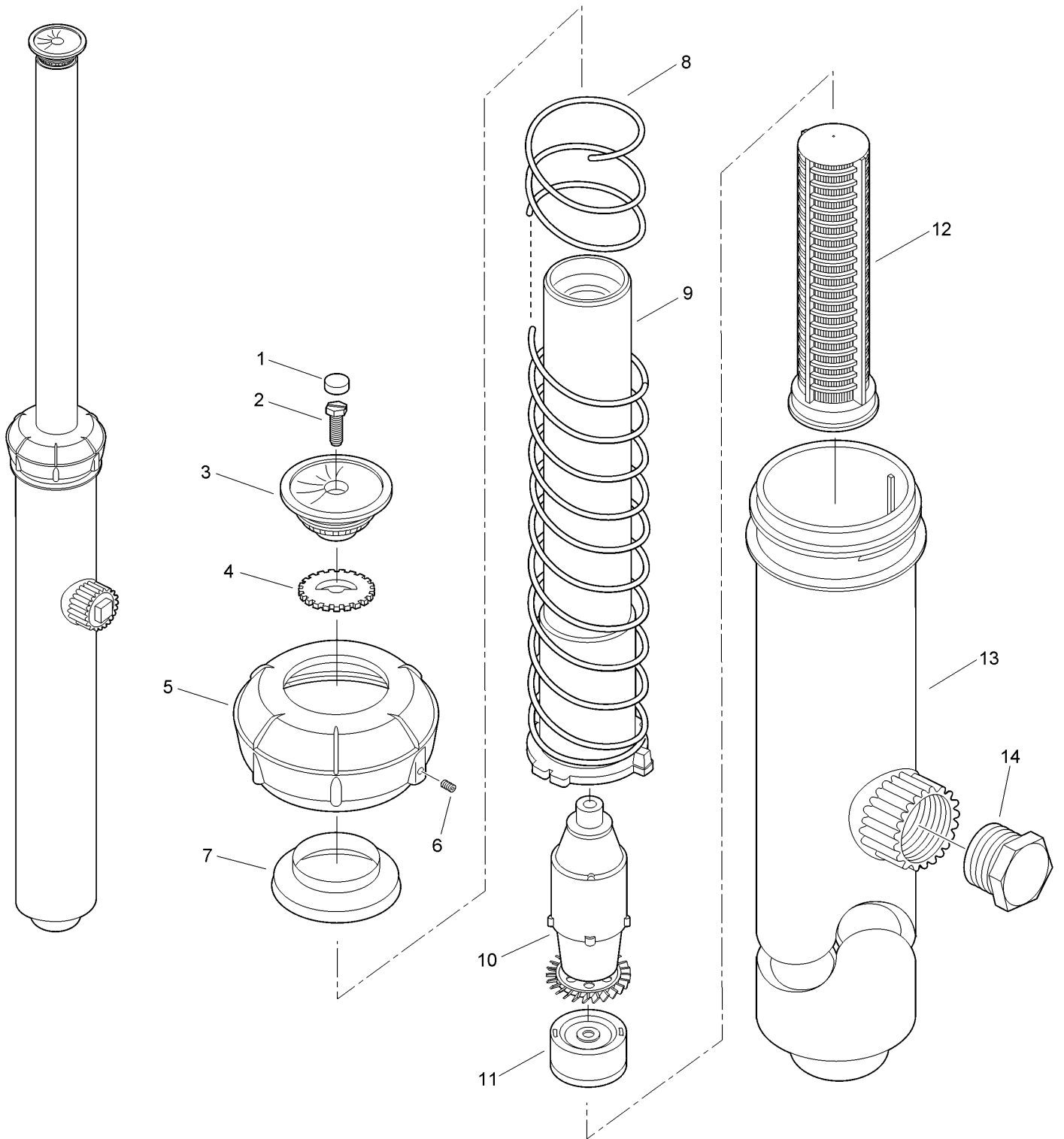


340 Lawn (continued)

<i>Ref.</i>	<i>Part Number</i>	<i>Qty.</i>	<i>Description</i>	<i>Ref.</i>	<i>Part Number</i>	<i>Qty.</i>	<i>Description</i>
1		1	Plug, Cap, Nozzle ●	8	89-2035	1	Riser
2	360-0272	1	Screw, Machine, Nozzle, 8-32 X 7/8"	9	35-8580	1	Drive Assy., 340/Xp300
3		1	Nozzle Assy. (Includes Items 1 & 2) ●	10	89-9761	1	Stator Assy., Variable, 340 (Includes Service 89-1918 [stator Housing] & 89-1919 [stator Diaphragm])
4		1	Disc, Arc ●	11	89-2036	1	Screen, Basket
5	35-8962	1	Cap, Lawn	12	89-9841	1	Seal, Check
6	89-2037	1	Seal, Riser	13	9-1661	1	Body
7	89-2039	1	Spring, Return				

● Not serviced separately

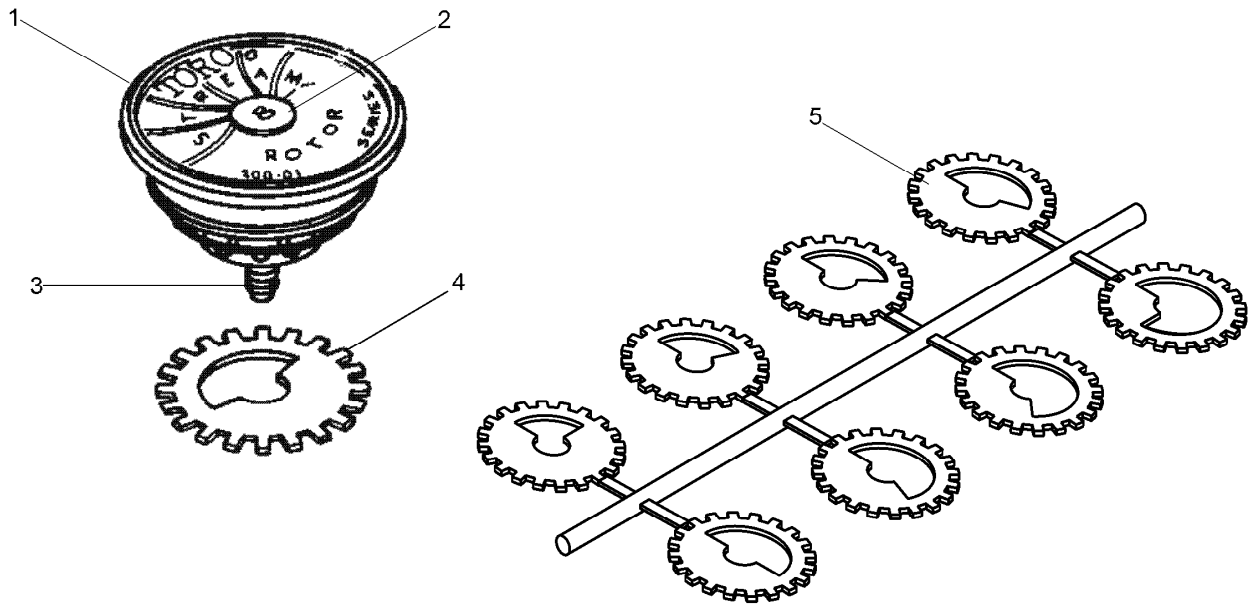
340 High-pop



340 High-pop (continued)

<i>Ref.</i>	<i>Part Number</i>	<i>Qty.</i>	<i>Description</i>	<i>Ref.</i>	<i>Part Number</i>	<i>Qty.</i>	<i>Description</i>
1		1	Plug, Cap, Nozzle ●	7	9-4572	1	Seal, Riser
2	360-0272	1	Screw, Machine, Nozzle, 8-32 X 7/8"	8	35-7579	1	Spring, Retraction
3		1	Nozzle Assy. (Includes Items 1 & 2) ●	9	9-4570	1	Riser
4		1	Disc, Arc ●	10	35-8580	1	Drive Assy., 340/Xp300
5	35-0481		Cap Assy., High-Pop, (Includes Item 6)	11	9-5683	1	Stator Assy.
6	360-0223	1	Screw-Set, Half-Dog Point, 6-32 X 1/4"	12	9-4571	1	Screen, Basket
				13	89-1960	1	Body
				14	363-3779	1	Plug, 3/4" Npt Male

● Not serviced separately

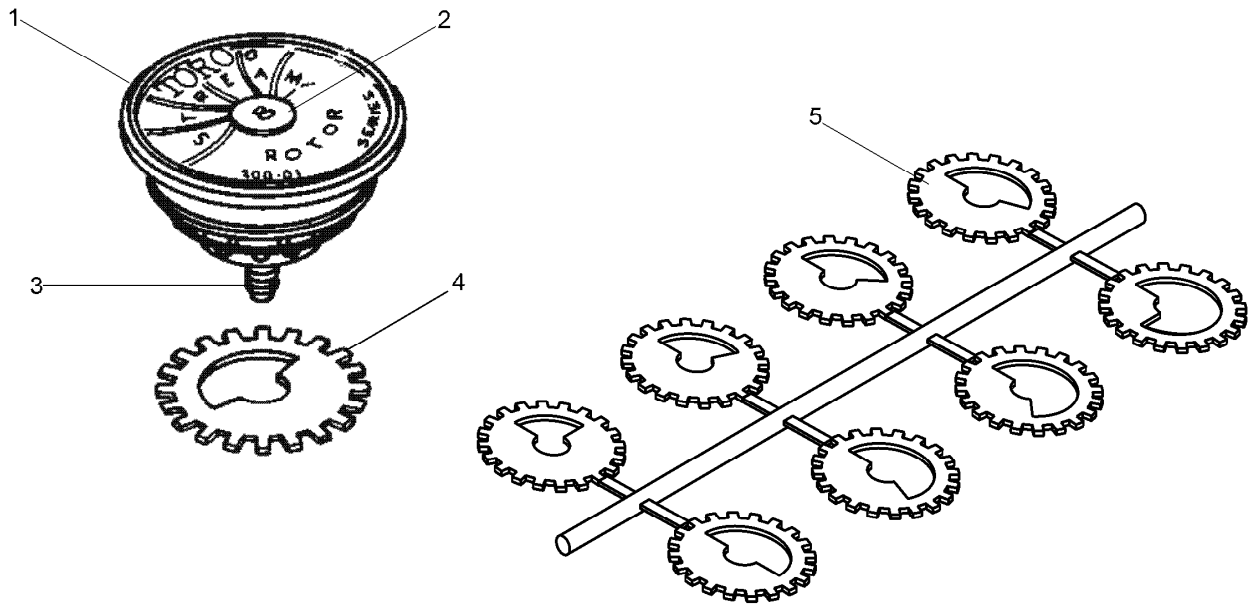


300 and 340 Series Nozzles

<i>Ref.</i>	<i>Part Number</i>	<i>Qty.</i>	<i>Description</i>	<i>Ref.</i>	<i>Part Number</i>	<i>Qty.</i>	<i>Description</i>
1	300-11	1	Nozzle Assy., 01 W/Blank Cap Plug, Bag Of 50 (Includes Items 1-3) ■	1	300-63-12	1	Nozzle Assy., 63 W/Blank Cap Plug, Bag Of 50 (Includes Items 1-3) ■
1	300-12	1	Nozzle Assy., 02 W/Blank Cap Plug, Bag Of 50 (Includes Items 1-3) ■	1	300-93-12	1	Nozzle Assy., 93 W/Blank Cap Plug, Bag Of 50 (Includes Items 1-3) ■
1	300-13	1	Nozzle Assy., 03 W/Blank Cap Plug, Bag Of 50 (Includes Items 1-3) ■	1	300-15	1	Adjustable Stream Rotor Omni Nozzle, Bag Of 25 (Adjustable) ■
1	300-63-1	1	Nozzle Assy., 63 W/Blank Cap Plug, Bag Of 50 (Includes Items 1-3) ■	1	300-25	1	Adjustable Stream Rotor Omni Nozzles Nozzle, Bag Of 25 (Adjustable) ■
1	300-93-1	1	Nozzle Assy., 93 W/Blank Cap Plug, Bag Of 50 (Includes Items 1-3) ■	1	89-1309	1	Cover, Cap, Omni Nozzle Nozzle (Adjustable)
1	300-21	1	Nozzle Assy., 01 W/Blank Cap Plug, Bag Of 50 (Includes Items 1-3) ■	2	9-7048	1	Plug, Cap, Nozzle, Blank
1	300-22	1	Nozzle Assy., 02 W/Blank Cap Plug Nozzle, Bag Of 50 (Adjustable) (Includes Items 1-3) ■	2	89-7889	1	Plug, Cap, Nozzle, Effluent, Lavender
1	300-23	1	Nozzle Assy., 03 W/Blank Cap Plug Nozzle, Bag Of 50 (Includes Items 1-3) ■	3	360-0272	1	Screw, Machine, Nozzle, 8-32 X 7/8
				4	304-00	1	Disc, Arc, 90°, Bag Of 25 ■
				4	305-00	1	Disc, Arc, 112°, Bag Of 10 ■
				4	306-00	1	Disc, Arc, 135°, Bag Of 10 ■
				4	307-00	1	Disc, Arc, 157°, Bag Of 10 ■
				4	308-00	1	Disc, Arc, 180°, Bag Of 25 ■
				4	309-00	1	Disc, Arc, 202°, Bag Of 10 ■

● Not illustrated

■ Order Through Finished Goods Distribution System - Minneapolis



300 and 340 Series Nozzles (continued)

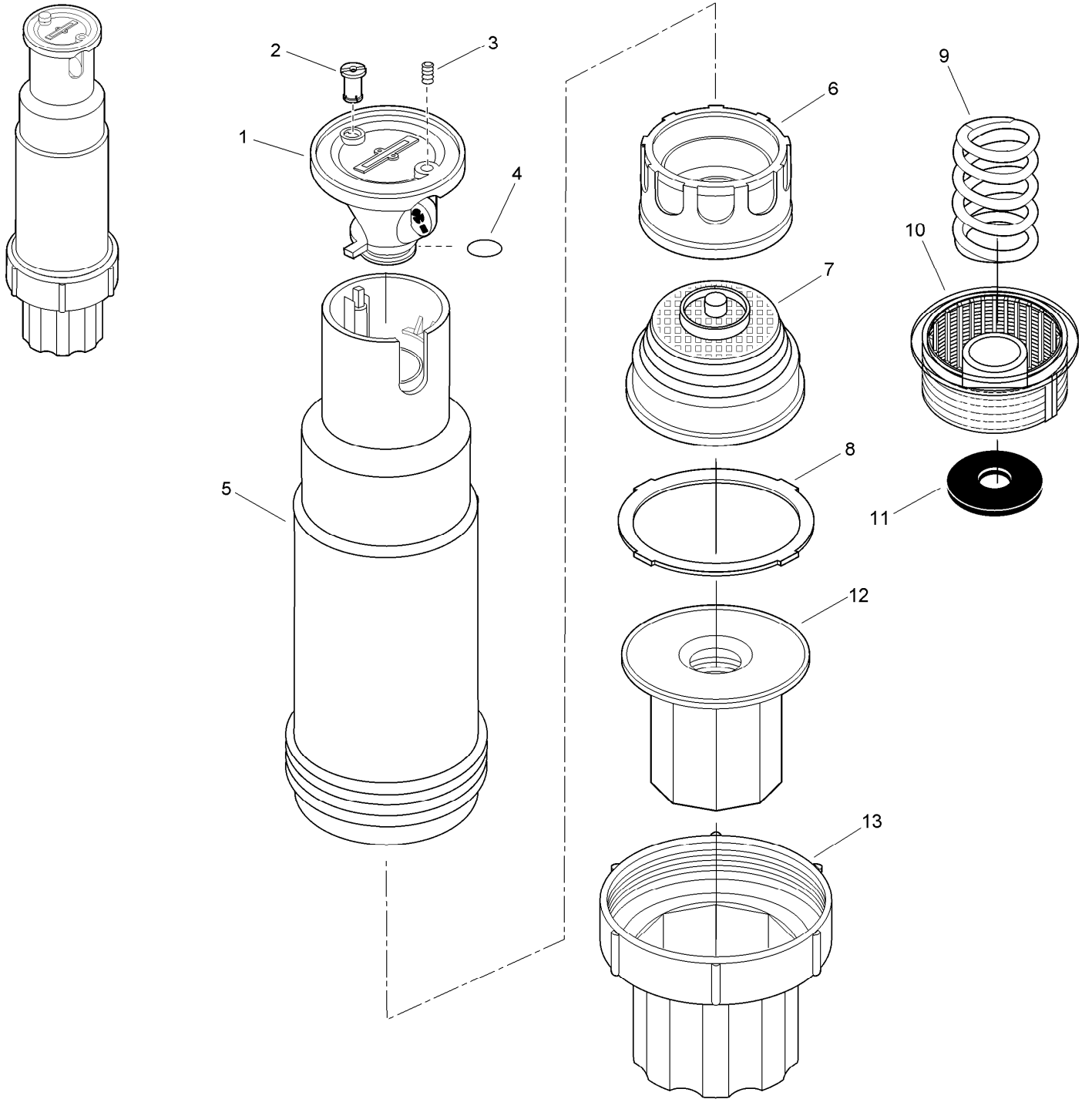
<i>Ref.</i>	<i>Part Number</i>	<i>Qty.</i>	<i>Description</i>
4	310-00	1	Disc, Arc, 225°, Bag Of 10 ■
4	312-00	1	Disc, Arc, 270°, Bag Of 10 ■
4	316-00	1	Disc, Arc, 360°, Bag Of 25 ■
5	340-09-SK	1	Tree, Plastic Arc Disc (Includes All Disc) ■
	89-7853	1	Omni Nozzle Cover (Use With 300-15) ■●

<i>Ref.</i>	<i>Part Number</i>	<i>Qty.</i>	<i>Description</i>
	89-7854	1	Omni Nozzle Cover (Use With 300-25) ■●
	89-7889	1	Plug, Cap, Nozzle, Effluent, Lavender ■●

● Not illustrated

■ Order Through Finished Goods Distribution System - Minneapolis

S700 Shrub



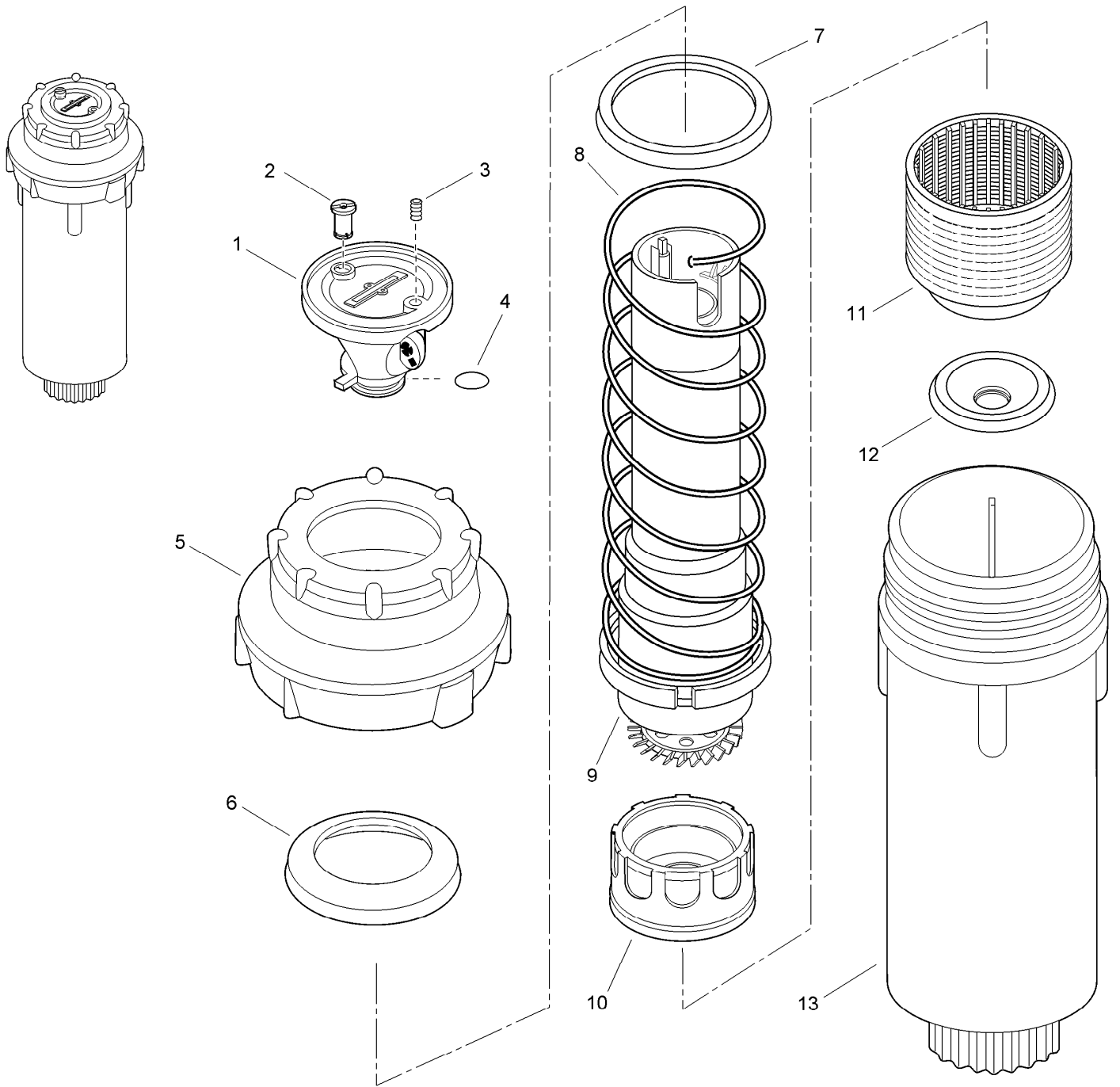
S700 Shrub (continued)

<i>Ref.</i>	<i>Part Number</i>	<i>Qty.</i>	<i>Description</i>	<i>Ref.</i>	<i>Part Number</i>	<i>Qty.</i>	<i>Description</i>
1		1	Nozzle Assy. (Includes Items 1 4) ■	6	35-6323	1	Stator Assy., Variable ●
2		1	Lock, Nozzle Pin ■	7	89-1161	1	Screen, S700 Shrub ●
3		1	Screw, Set, Half-Dog, 6-32 X 1/4" ■	8	9-5211	1	Seal
4		1	O-Ring, .070" X .426" X .566" (White) ■	9	102-0580	1	Spring, Com ●
5	35-8922	1	Body Assembly ●	10	102-0576	1	Screen, Com ●
				11	89-7561	1	Seal, Check, Com
				12	89-6094	1	Threaded Insert, 3/4" & 1/2"
				13	89-8305	1	Base, Shrub

● No longer available

■ Not serviced separately

S700 Lawn



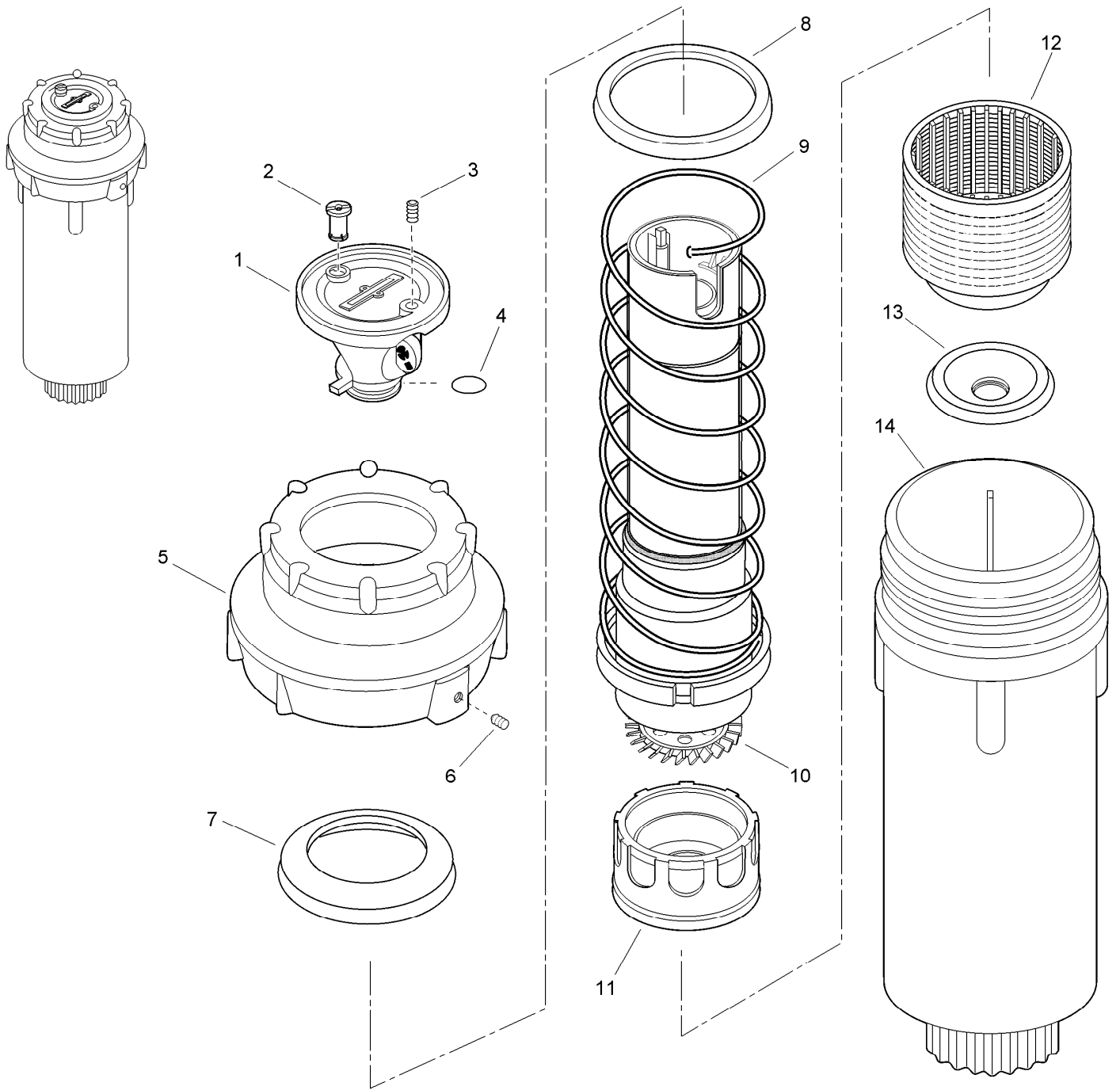
S700 Lawn (continued)

<i>Ref.</i>	<i>Part Number</i>	<i>Qty.</i>	<i>Description</i>	<i>Ref.</i>	<i>Part Number</i>	<i>Qty.</i>	<i>Description</i>
1		1	Nozzle Assy. (Includes Items 1 4) ♦	10	35-6323	1	Stator Assy., Variable ▲
2		1	Lock, Nozzle Pin ♦	11	9-1691	1	Screen
3		1	Screw, Set, Half-Dog, 6-32 X 1/4" ♦	12	89-0266	1	Check Valve (Com Models Only)
4		1	O-Ring, 0.070" X 0.426" X 0.566" (White) ♦	13	9-1661 89-0323	1	Body ▲ Cover, Nozzle (For Use With Non-Locking Nozzles Only) ● ■
5	35-8962	1	Cap, Lawn				
6	35-3145	1	Seal, Riser		89-0805		Restrictor, Low Pressure ● ■
7	89-0995	1	Sleeve, Spring		89-3816		Cover, Lavender, Xp300/S600/S700 (Inserts In Top Of Nozzle) ● ■
8	35-4508	1	Spring, Retraction ▲				
9	35-8912	1	Riser Assembly ▲				

● SERVICE ITEMS
▲ No longer available

■ Not illustrated
♦ Not serviced separately

S700 Commercial



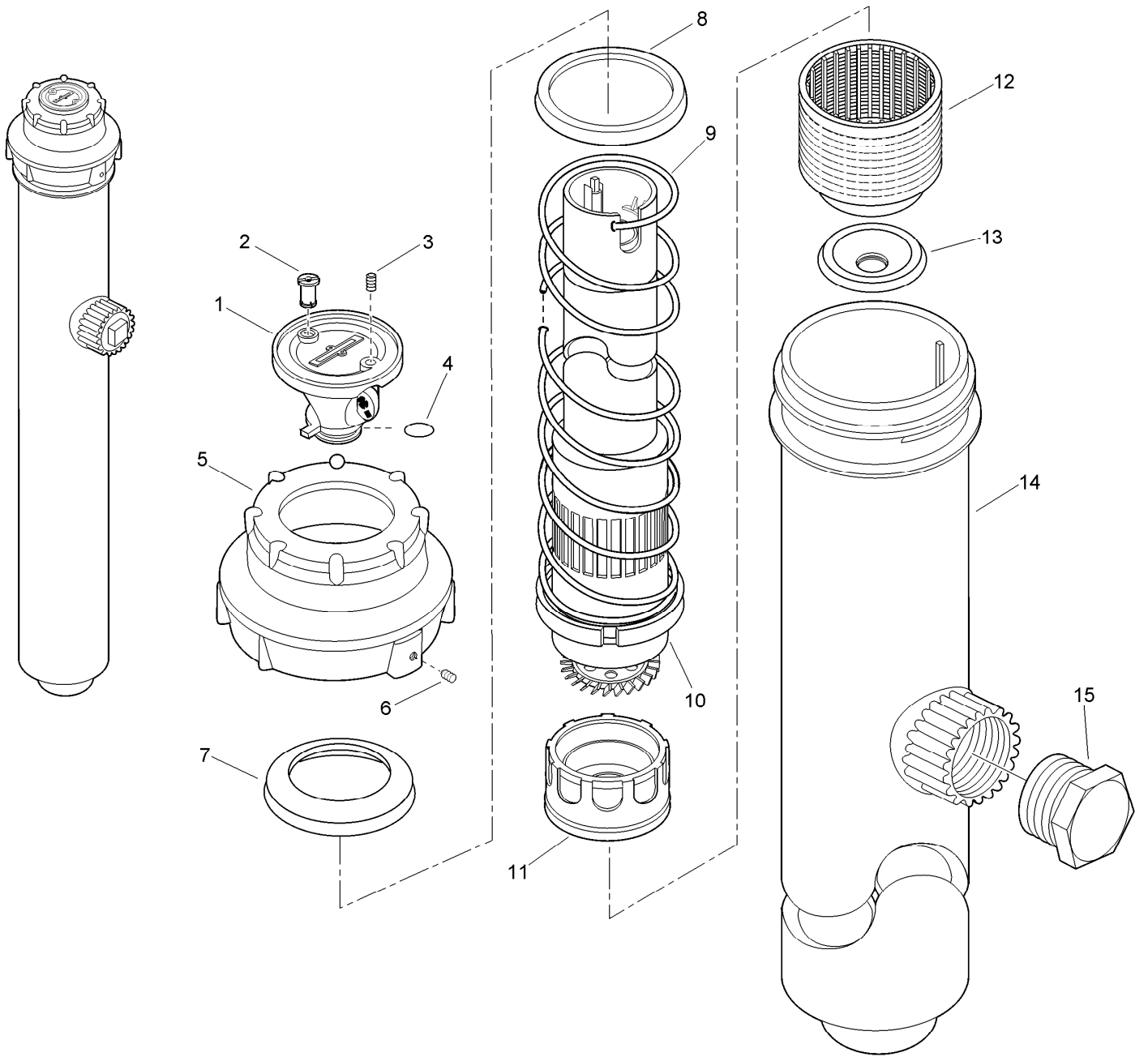
S700 Commercial (continued)

<i>Ref.</i>	<i>Part Number</i>	<i>Qty.</i>	<i>Description</i>	<i>Ref.</i>	<i>Part Number</i>	<i>Qty.</i>	<i>Description</i>
1		1	Nozzle Assy. (Includes Items 1-4) ◆	11	35-6323	1	Stator Assy., Variable ▲
2		1	Lock, Nozzle Pin ◆	12	9-1691	1	Screen
3		1	Screw, Set, Half-Dog, 6-32 X 1/4" ◆	13	89-0266	1	Check Valve
4			O-Ring, 0.070" X 0.426" X 0.566" (White) ◆	14	9-1661	1	Body ▲
5	35-8963	1	Cap Assy., 700C Locking		89-0323		Cover, Nozzle (For Use With Non-Locking Nozzles Only) ■●
6	360-0223	1	Screw-Set, Half-Dog Point, 6-32 X 1/4, El And Pr		89-0805		Restrictor, Low Pressure ■●
7	35-8964	1	Seal, Riser (S700C) ▲		89-3816		Cover, Lavender, Xp300/S600/S700 (Inserts In Top Of Nozzle) ■●
8	89-0995	1	Sleeve, Spring				
9	89-0122	1	Spring, Retraction ▲				
10	35-8931	1	Riser Assembly (W/ Stainless Steel Sleeve) ▲				

● SERVICE ITEMS
▲ No longer available

■ Not illustrated
◆ Not serviced separately

S700 High Pop



S700 High Pop (continued)

<i>Ref.</i>	<i>Part Number</i>	<i>Qty.</i>	<i>Description</i>	<i>Ref.</i>	<i>Part Number</i>	<i>Qty.</i>	<i>Description</i>
1		1	Nozzle Assy. (Includes Items 1-4) ♦	11	35-6323	1	Stator Assy., Variable ▲
2		1	Lock, Nozzle Pin ♦	12	9-1691	1	Screen
3		1	Screw, Set, Half-Dog, 6-32 X 1/4" ♦	13	89-0266	1	Check Valve
4		1	O-Ring, 0.070" X 0.426" X 0.566" (White) ♦	14	89-1960	1	Body ▲
5	89-0111	1	Cap, 700 Locking	15	363-3779	1	Plug, 3/4" Npt Male ▲
6	360-0223	1	Screw-Set, Half-Dog Point, 6-32 X 1/4, El And Pr		700-10		Kit, Cover, Rubber ●■
7	35-3145	1	Seal, Riser		89-0323		Cover, Nozzle (For Use With Non-Locking Nozzles Only) □■
8	89-0995	1	Sleeve, Spring ▲		89-0805		Restrictor, Low Pressure ●■
9	35-5196	1	Spring, Retraction ▲		89-3816		Cover, Lavender, Xp300/S600/S700 (Inserts In Top Of Nozzle) ●■
10	35-8916	1	Riser Assembly ▲				


● SERVICE ITEMS

▲ No longer available

□ (See Service Items: Nozzle/Stator Assy.)

■ Not illustrated

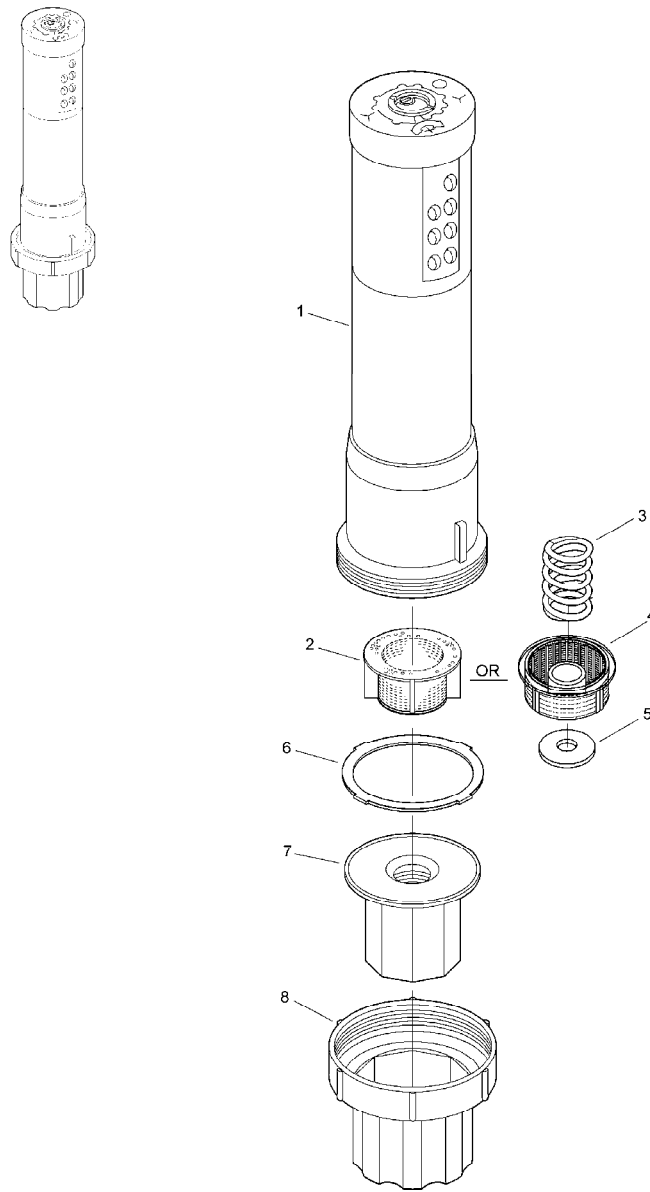
♦ Not serviced separately



S700 Nozzles

<i>Ref.</i>	<i>Part Number</i>	<i>Qty.</i>	<i>Description</i>
1	89-0893L-SK	1	Kit, Nozzle, 1.5, Orange (Includes Items 2-4)
1	89-0894L-SK	1	Kit, Nozzle, 2.0, Red (Includes Items 2-4)
1	89-0895L-SK	1	Kit, Nozzle, 3.0, Black (Includes Items 2-4)
1	89-0896L-SK	1	Kit, Nozzle, 4.5, Blue (Includes Items 2-4)
1	89-0897L-SK	1	Kit, Nozzle, 6.0, Blue (Includes Items 2-4)
2	89-3003	1	Lock, Nozzle Pin, Standard Angle, Black ●
3	360-0223	1	Screw-Set, Half-Dog Point, 6-32 X 1/4, El And Pr
4	360-0494	1	O-Ring (0.070" X 0.426" X 0.566") Pr And Cr (As568-013)

● Not serviced separately



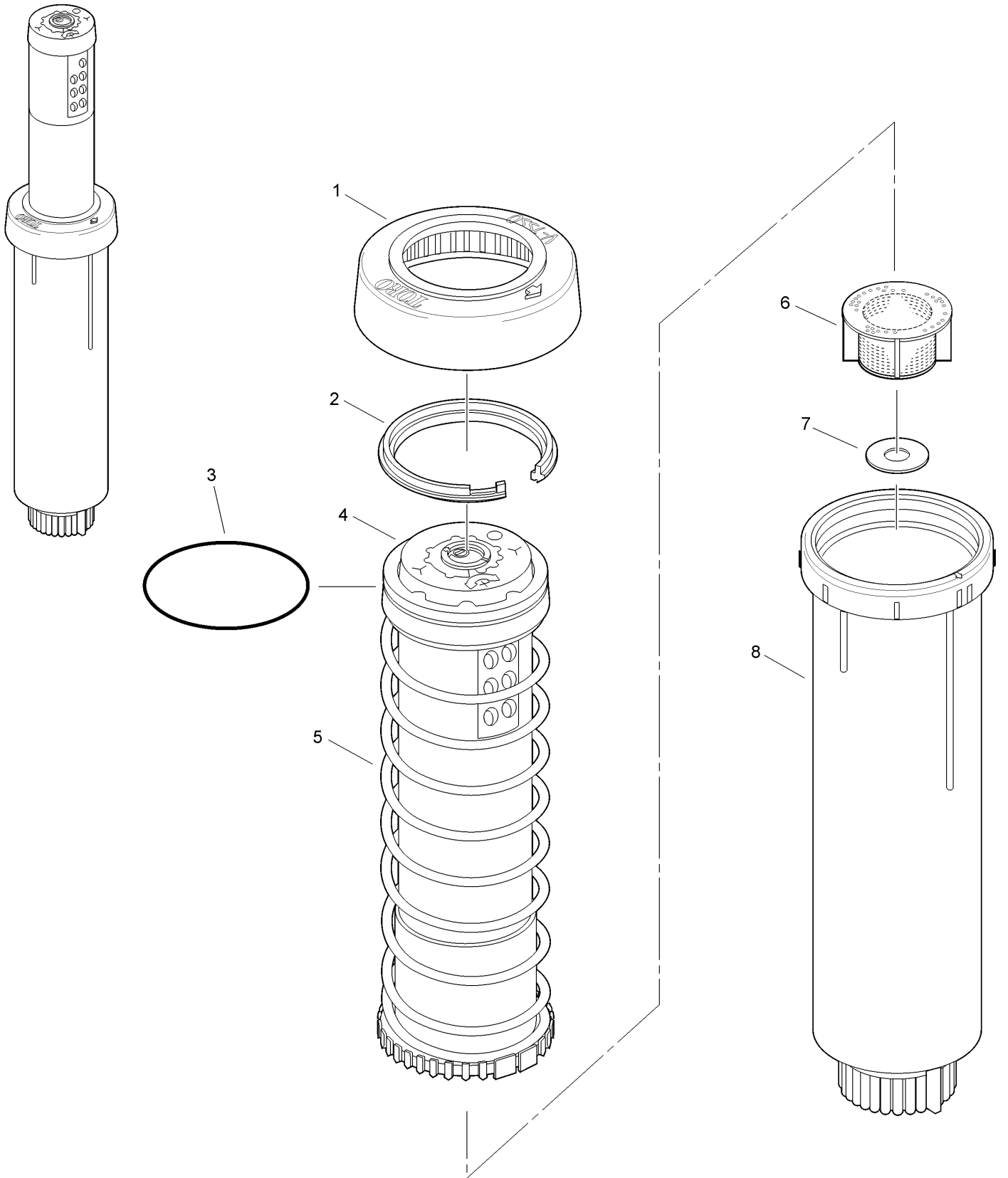
V-1550-Shrub

Ref.	Part Number	Qty.	Description
1		1	Body Assembly ♦
2	89-5847	1	Screen
3	102-0581	1	Spring, Com ▲
4	102-0576	1	Screen, Com
5	89-7561	1	Seal, Check, Com
6	9-5211	1	Seal
7	89-6094	1	Threaded Insert, 3/4" & 1/2"
7	102-0577	1	Threaded Insert, 3/4"
8	89-8305	1	Base, Shrub
	89-7350		Adjustment Key ●■

● SERVICE ITEMS
▲ No longer available

■ Not illustrated
♦ Not serviced separately

V-1550-4 components



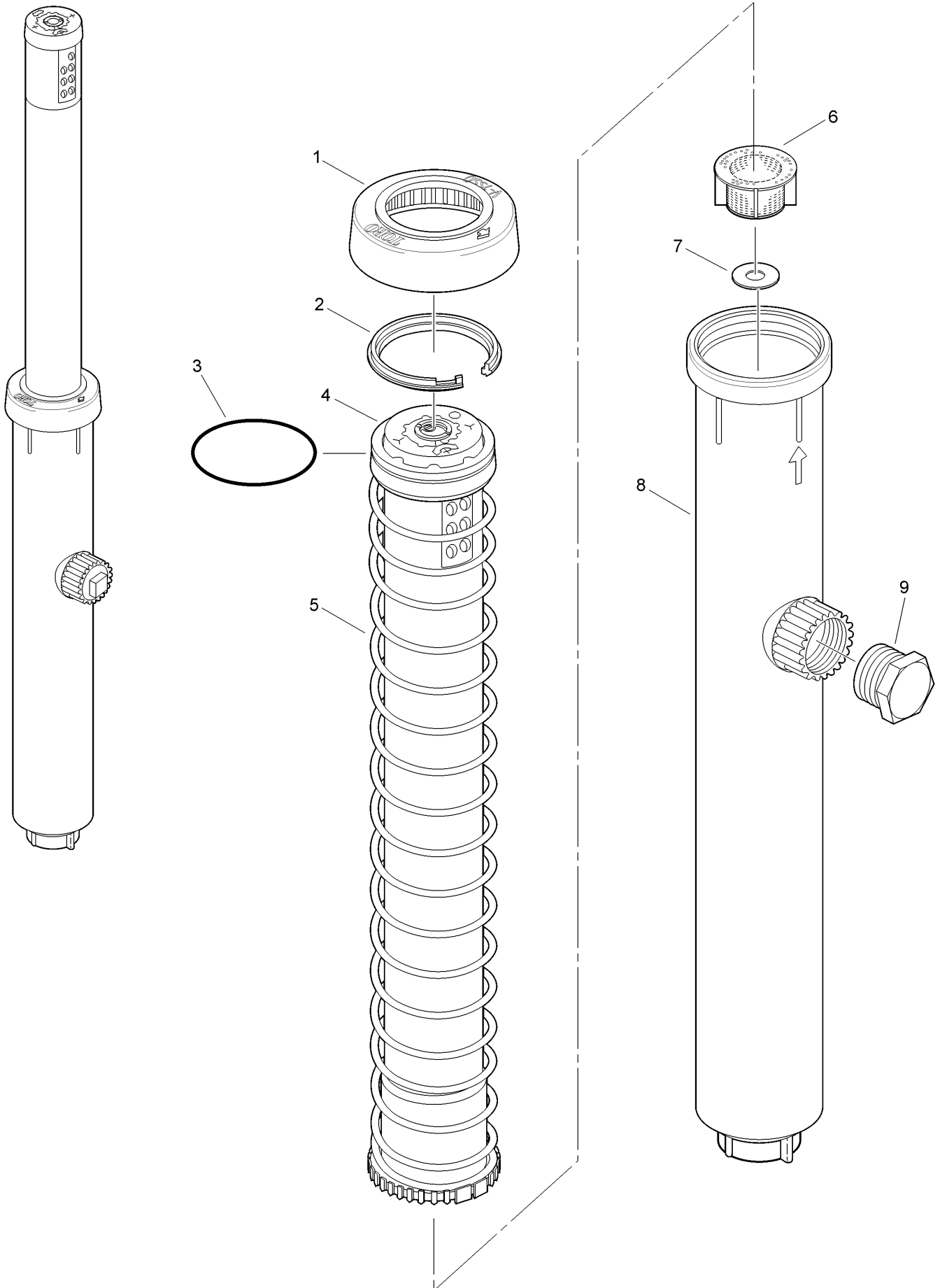
V-1550-4 components (continued)

<i>Ref.</i>	<i>Part Number</i>	<i>Qty.</i>	<i>Description</i>	<i>Ref.</i>	<i>Part Number</i>	<i>Qty.</i>	<i>Description</i>
1	89-5840	1	Rubber Cover, Body	102-3808		1	Spring Retainer & Seal Kit, V1550 ●■
1	89-7857	1	Rubber Cover, Body, Effluent	102-2247		1	Retainer W/ O-Ring (Includes 3 And 4) ●■
2	89-8657	1	Snap Ring	102-2798		1	V-1550-4Fltp Riser Assy. (Full Circle, Low Flow, Low Pressure) ●■
3	363-4195	1	O-Ring	102-2799		1	V-1550-4Lflp Riser Assy. (Part Circle, Low Flow, Low Pressure) ●■
4		1	Retainer (See Service Items) ◆▲	89-7350			Adjustment Key ●■
5		1	Riser Assy. (See Service Items) ◆▲	995-83			Multi-Purpose Tool ●■
6	89-5847	1	Screen				
7	89-7561	1	Seal, Check, Com				
8	89-8658	1	Body ▲				

● SERVICE ITEMS
▲ No longer available

■ Not illustrated
◆ Not serviced separately

V-1550-12



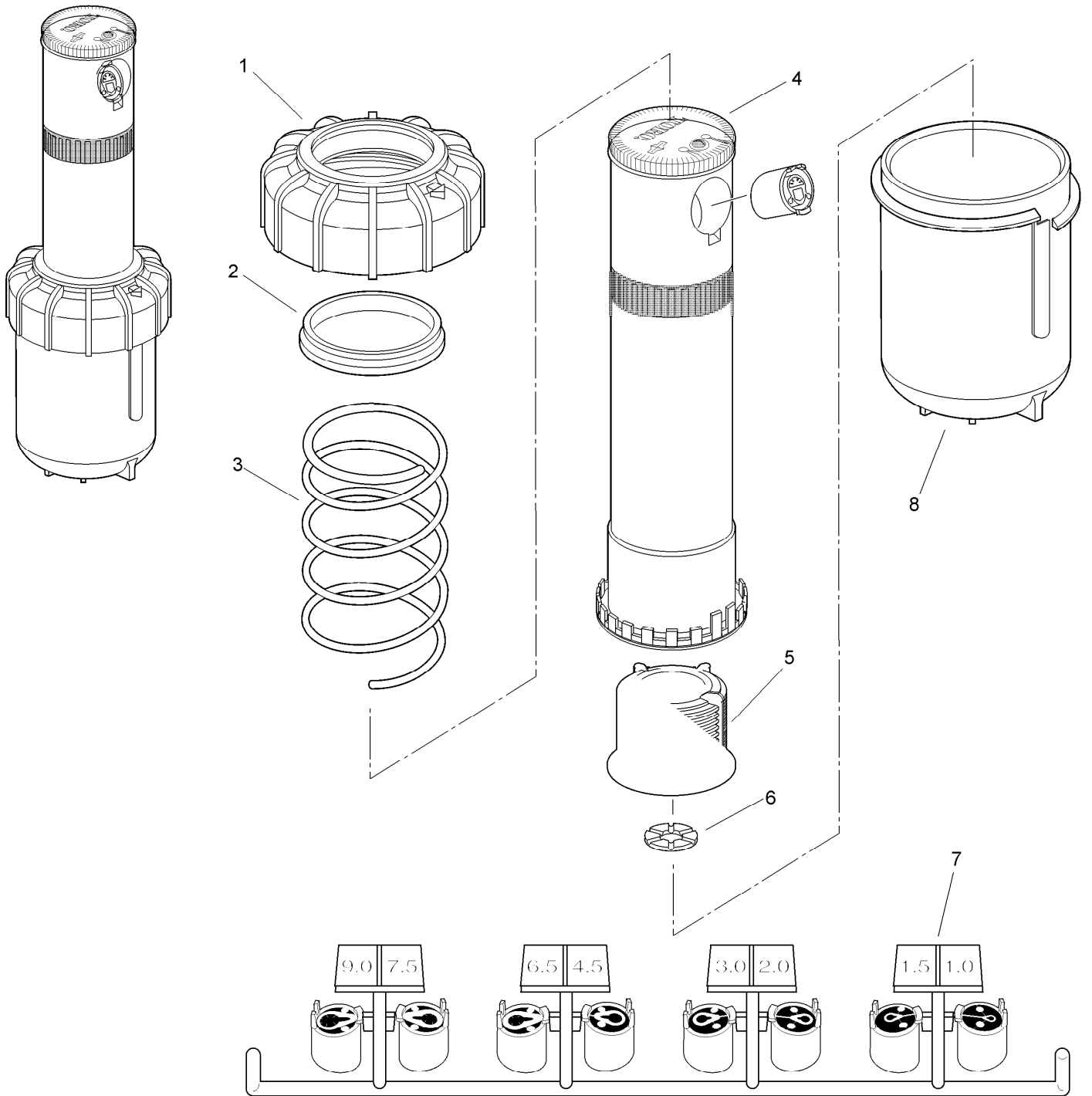
V-1550-12 (continued)

<i>Ref.</i>	<i>Part Number</i>	<i>Qty.</i>	<i>Description</i>	<i>Ref.</i>	<i>Part Number</i>	<i>Qty.</i>	<i>Description</i>
1	89-5840	1	Rubber Cover, Body	102-2247		1	Retainer W/ O-Ring (Includes Items 3 And 4)
1	89-7857	1	Rubber Cover, Body, Effluent	102-2800		1	V-1550-12Flp Riser Assy. (Full Circle, Low Flow, Low Pressure)
2	89-8657	1	Snap Ring	102-2801		1	V-1550-12Lflp Riser Assy. (Part Circle, Low Flow, Low Pressure)
3	363-4195	1	O-Ring	89-5877		1	V-1550-12 Riser Assy. (Part Circle, Standard)
4		1	Retainer (See Service Items) ◆▲	89-7657		1	V-1550-12F Riser Assy. (Full Circle, Standard)
5		1	Riser Assembly (See Service Items) ◆▲	89-7350			Adjustment Key ●■
6	89-9428	1	Screen	995-83			Multi-Purpose Tool ●■
7	89-7561	1	Seal, Check				
8	89-5972	1	Body ▲				
9	363-3779	1	Plug, 3/4" Npt Male				
	102-3808	1	Spring Retainer & Seal Kit, V1550				

● SERVICE ITEMS
▲ No longer available

■ Not illustrated
◆ Not serviced separately

TR50 Shrub



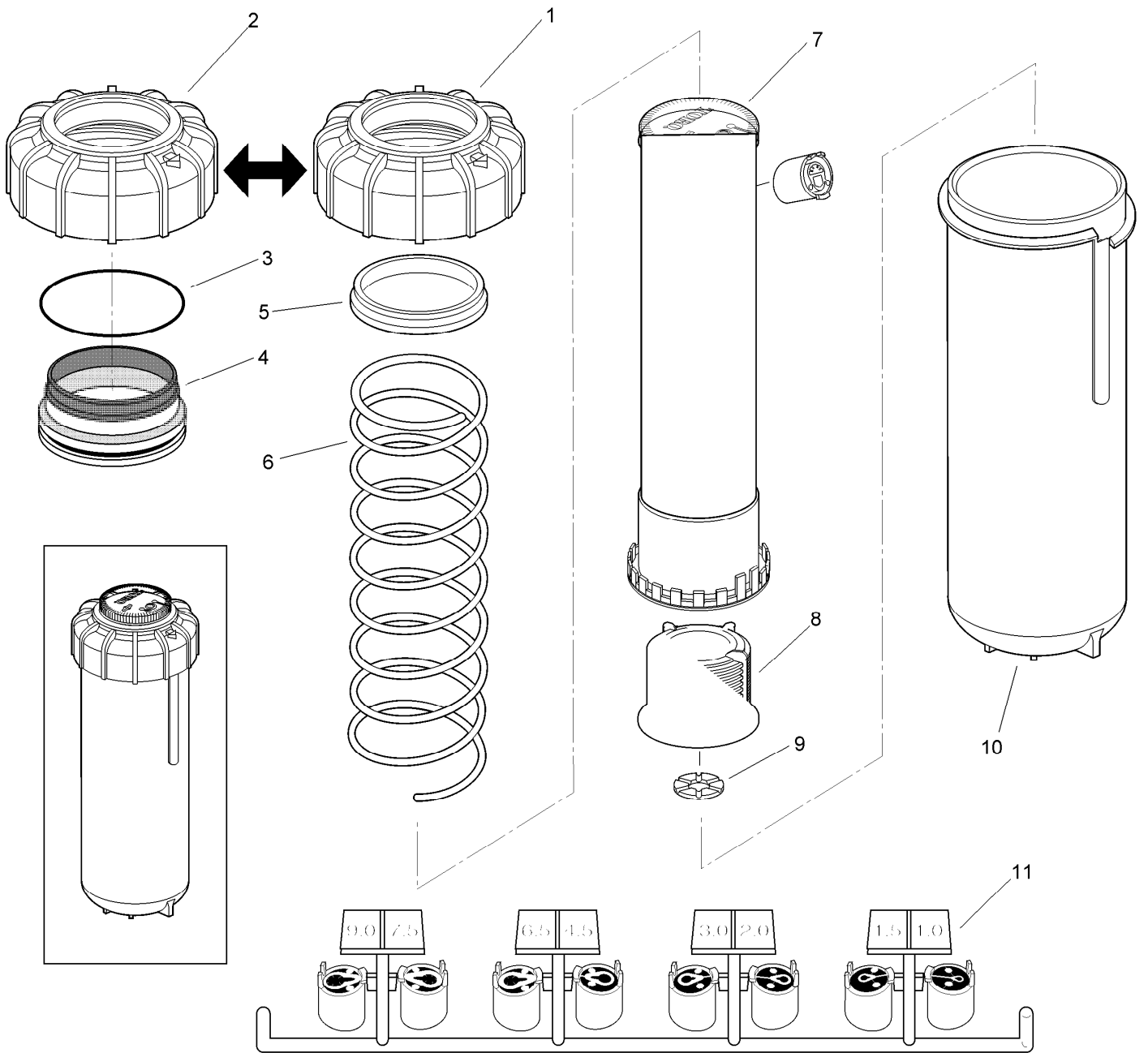
TR50 Shrub (continued)

<i>Ref.</i>	<i>Part Number</i>	<i>Qty.</i>	<i>Description</i>	<i>Ref.</i>	<i>Part Number</i>	<i>Qty.</i>	<i>Description</i>
1	89-9178	1	Cap And Seal Assy.	6	89-9183	1	Seal, Check
2	89-9713	1	Ring, Retaining	7	102-1877	1	Tree, Nozzle, T7, Low Flow
3		1	Spring, Shrub ▲	8		1	Body, Shrub ▲
4		4	Riser Assy. ▲		102-1303		Adjustment Tool ●■
5	89-9182	1	Screen				

● SERVICE ITEMS
▲ Not serviced separately

■ Not illustrated

TR50 Lawn



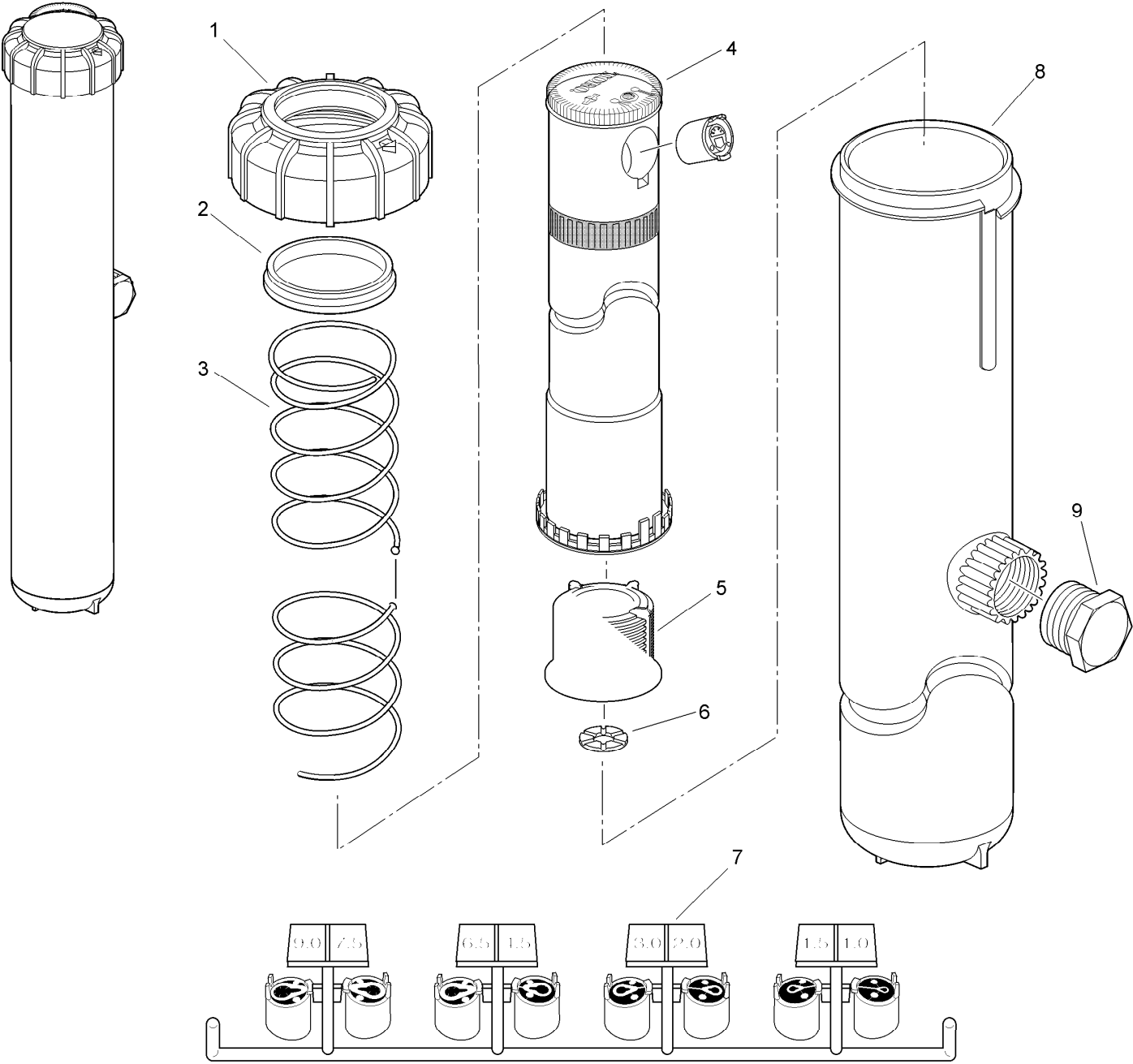
TR50 Lawn (continued)

<i>Ref.</i>	<i>Part Number</i>	<i>Qty.</i>	<i>Description</i>	<i>Ref.</i>	<i>Part Number</i>	<i>Qty.</i>	<i>Description</i>
1	89-9178	1	Cap And Seal Assy.	6		1	Spring, Retraction ▲
2	102-4660	1	Cap, Stainless Steel Riser	7		1	Riser Assy. ▲
3	363-5611	1	O-Ring, Stainless Steel Riser	8	89-9182	1	Screen
4	102-4661	1	Seal W/ Retainer, Stainless Steel Riser	9	89-9183	1	Seal, Check
5	89-9713	1	Ring, Retaining	10	89-9176	1	Body
				11	102-1877 102-1303	1	Tree, Nozzle, T7, Low Flow Adjustment Tool ●■

● SERVICE ITEMS
▲ Not serviced separately

■ Not illustrated

TR50 High-pop



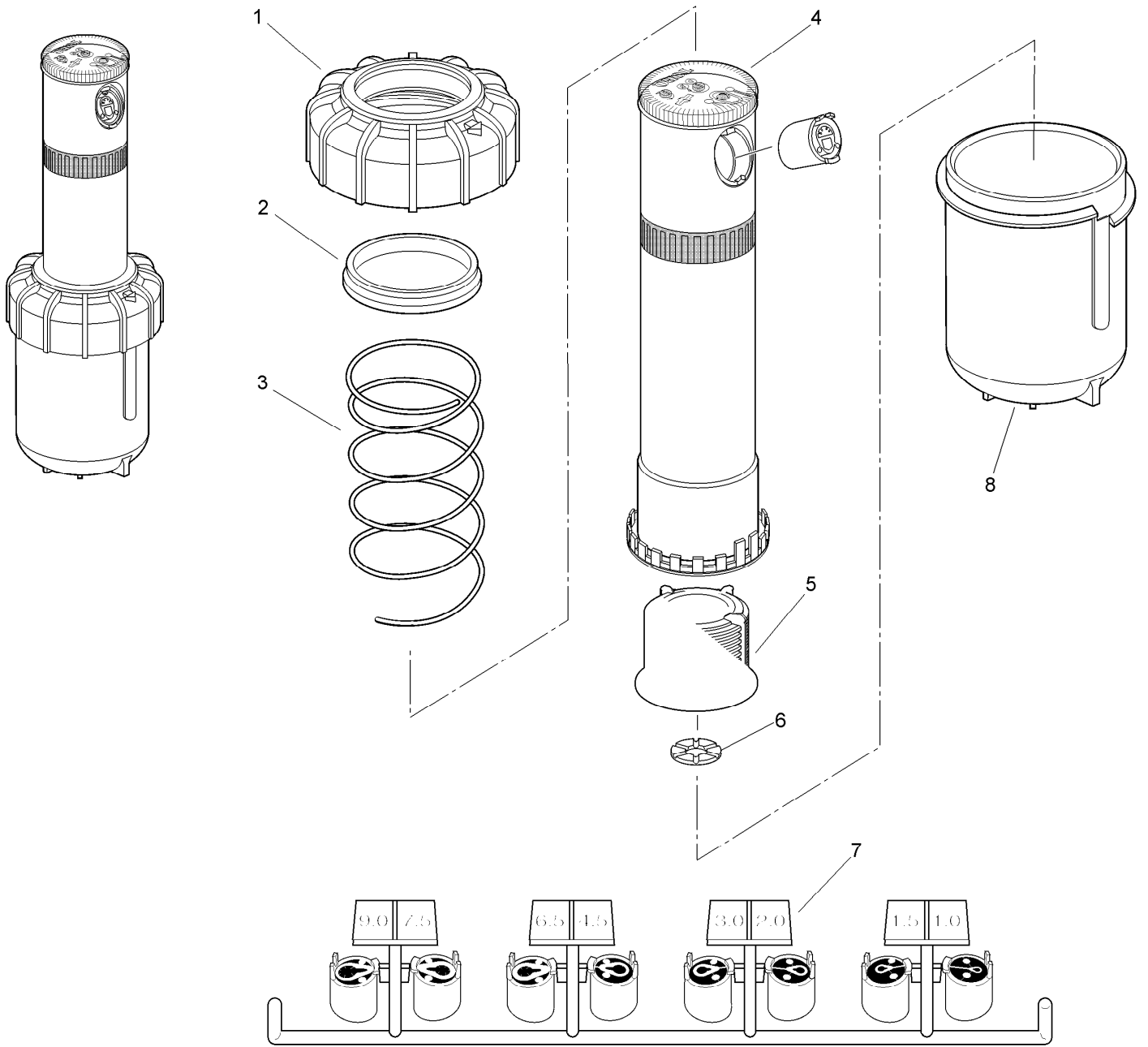
TR50 High-pop (continued)

<i>Ref.</i>	<i>Part Number</i>	<i>Qty.</i>	<i>Description</i>	<i>Ref.</i>	<i>Part Number</i>	<i>Qty.</i>	<i>Description</i>
1	89-9178	1	Cap And Seal Assy.	6	89-9183	1	Seal, Check
2	89-9713	1	Ring, Retaining	7	102-1877	1	Tree, Nozzle, T7, Low Flow
3		1	Spring, Retraction ▲	8		1	Body Assembly ▲
4		1	Riser Assy. ▲	9	363-3779	1	Plug, 3/4" Npt Male
5	89-9182	1	Screen		102-1303		Adjustment Tool ●■

● SERVICE ITEMS
▲ Not serviced separately

■ Not illustrated

TR50XT Shrub



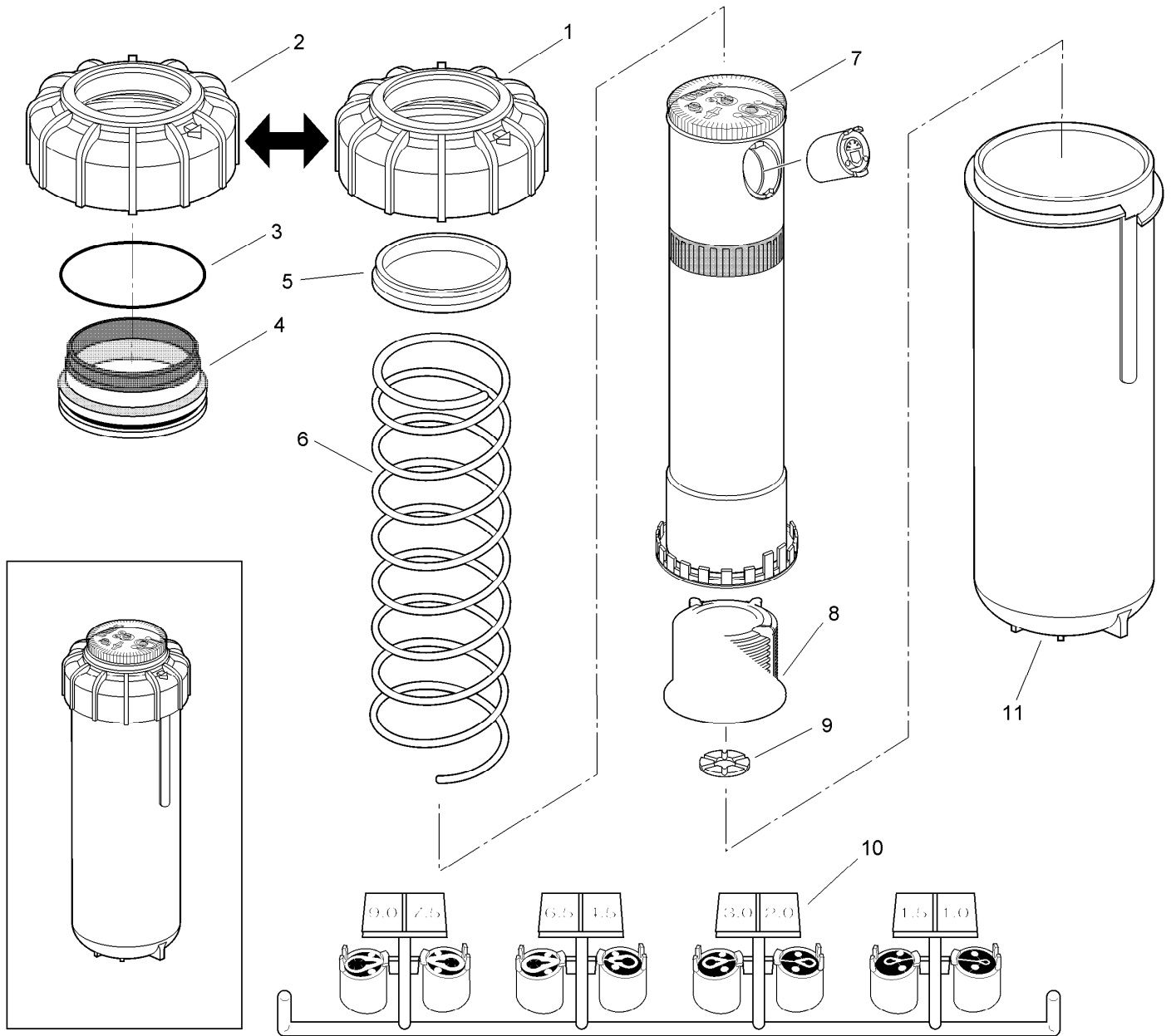
TR50XT Shrub (continued)

<i>Ref.</i>	<i>Part Number</i>	<i>Qty.</i>	<i>Description</i>	<i>Ref.</i>	<i>Part Number</i>	<i>Qty.</i>	<i>Description</i>
1	89-9178	1	Cap And Seal Assy.	6	89-9183	1	Seal, Check
2	89-9713	1	Ring, Retaining	7	102-1877	1	Tree, Nozzle, T7, Low Flow
3		1	Spring, Retraction ▲	8	89-9670	1	Body, Shrub
4		1	Riser Assy. ▲		102-1303		Adjustment Tool ●■
5	89-9182	1	Screen				

● SERVICE ITEMS
▲ Not serviced separately

■ Not illustrated

TR50XT Lawn



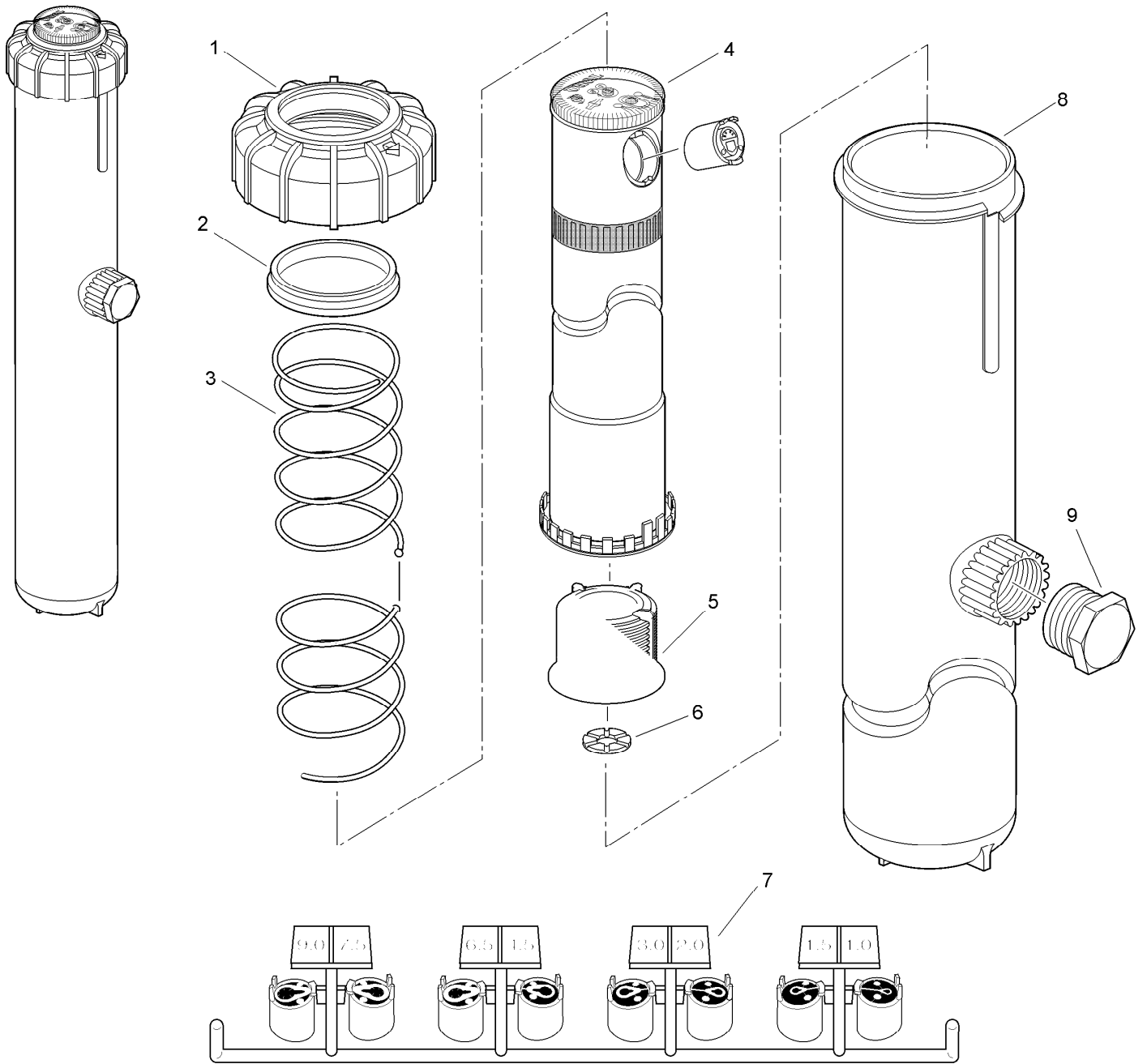
TR50XT Lawn (continued)

<i>Ref.</i>	<i>Part Number</i>	<i>Qty.</i>	<i>Description</i>	<i>Ref.</i>	<i>Part Number</i>	<i>Qty.</i>	<i>Description</i>
1	89-9178	1	Cap And Seal Assy.	6		1	Spring, Retraction ▲
2	102-4660	1	Cap, Stainless Steel Riser	7		1	Riser Assy. ▲
3	363-5611	1	O-Ring, Stainless Steel Riser	8	89-9182	1	Screen
4	102-4661	1	Seal W/ Retainer, Stainless Steel Riser	9	89-9183	1	Seal, Check
5	89-9713	1	Ring, Retaining	10	102-1877	1	Tree, Nozzle, T7, Low Flow
				11	89-9176	1	Body
					102-1303		Adjustment Tool ●■

● SERVICE ITEMS
▲ Not serviced separately

■ Not illustrated

TR50XT High-pop



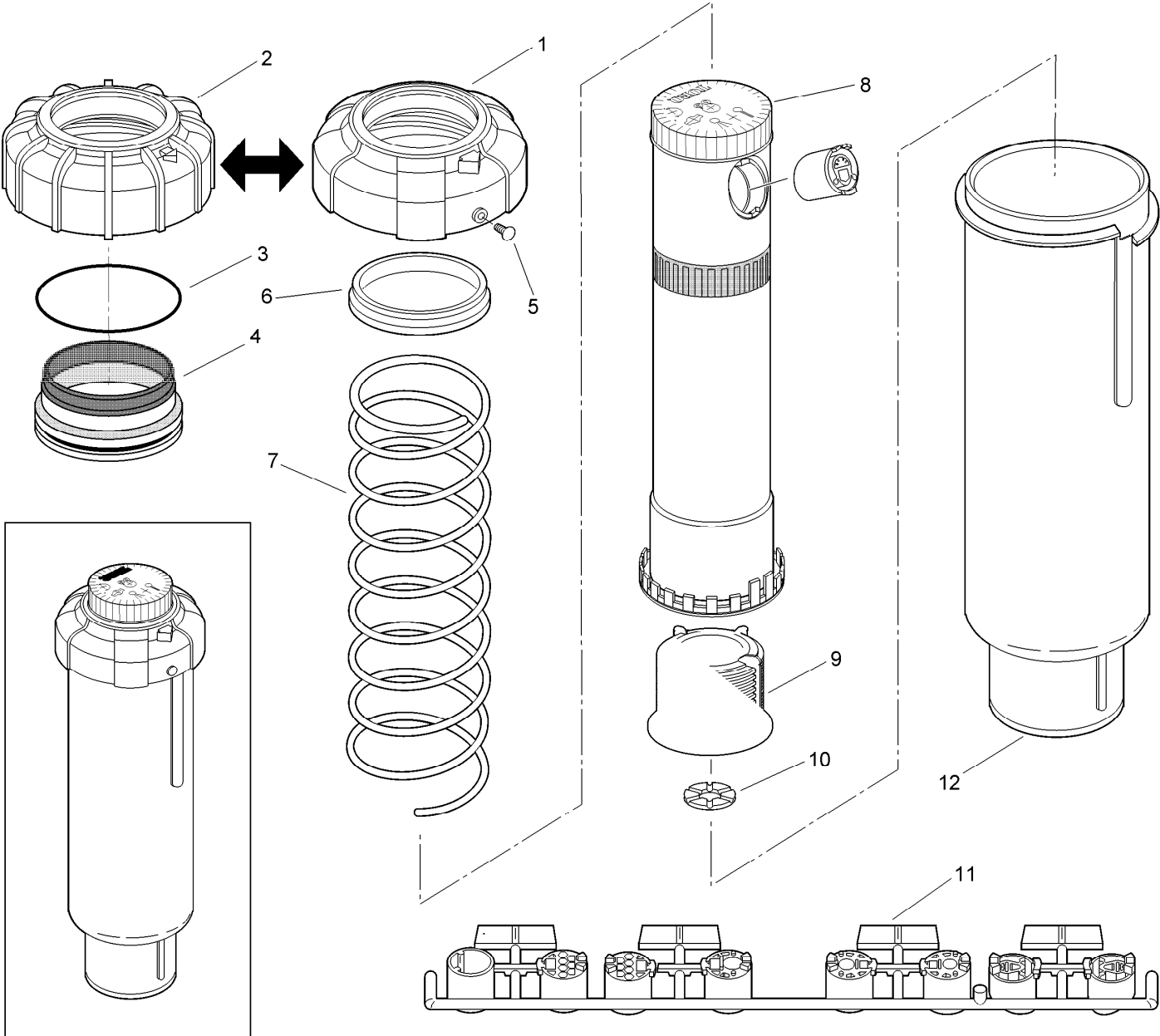
TR50XT High-pop (continued)

<i>Ref.</i>	<i>Part Number</i>	<i>Qty.</i>	<i>Description</i>	<i>Ref.</i>	<i>Part Number</i>	<i>Qty.</i>	<i>Description</i>
1	89-9178	1	Cap And Seal Assy.	6	89-9183	1	Seal, Check
2	89-9713	1	Ring, Retaining	7	102-1877	1	Tree, Nozzle, T7, Low Flow
3		1	Spring, Retraction ▲	8		1	Body Assy. ▲
4		1	Riser Assy. ▲	9	363-3779	1	Plug, 3/4" Npt Male
5	89-9182	1	Screen		102-1303		Adjustment Tool ●■

● SERVICE ITEMS
▲ Not serviced separately

■ Not illustrated

TR70P and TR70XT



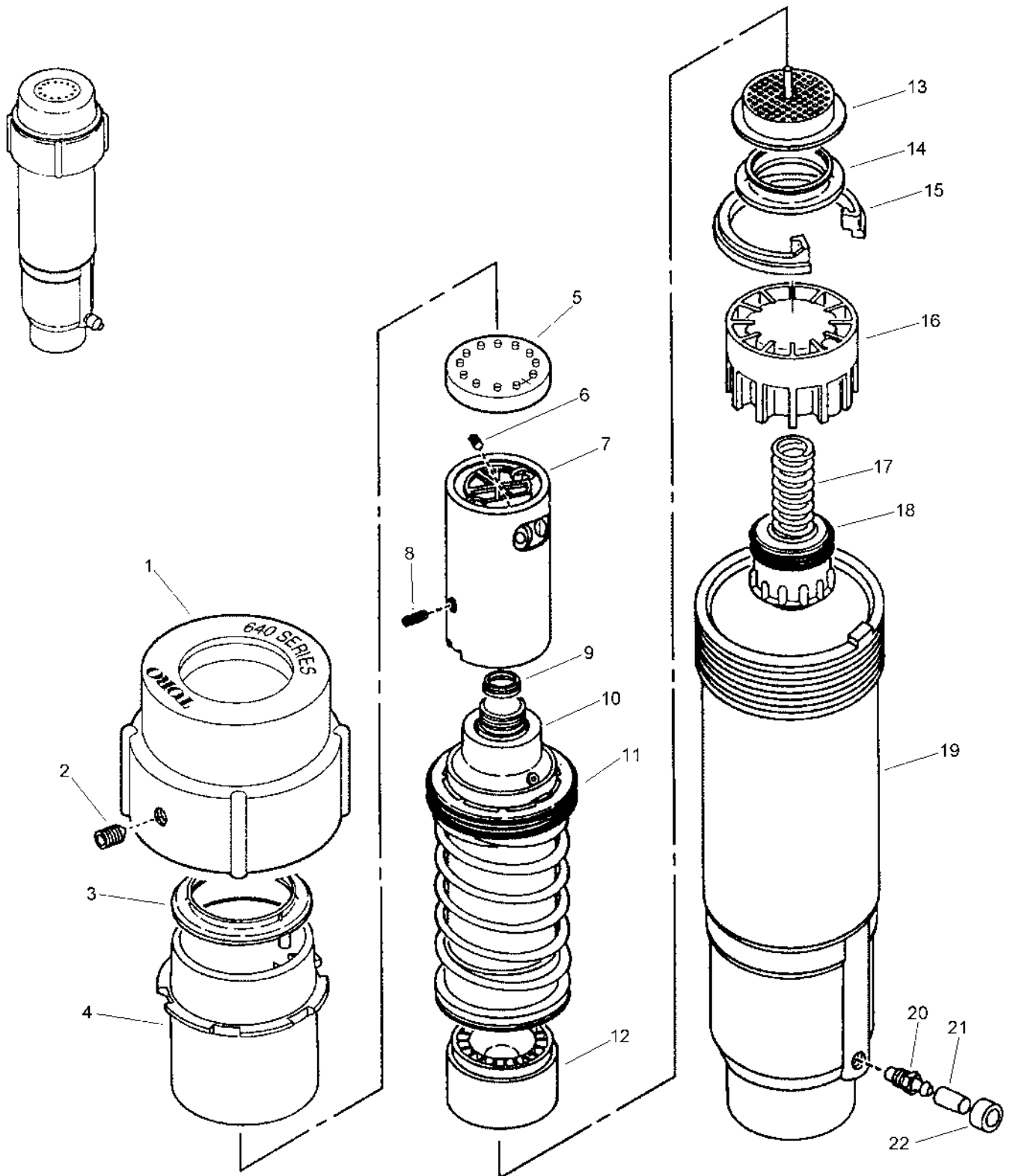
TR70P and TR70XT (continued)

<i>Ref.</i>	<i>Part Number</i>	<i>Qty.</i>	<i>Description</i>	<i>Ref.</i>	<i>Part Number</i>	<i>Qty.</i>	<i>Description</i>
1		1	Cap And Seal Assembly ▲	7		1	Spring, Retraction ▲
2		1	Cap, Stainless Steel Riser ▲	8		1	Riser Assembly ▲
3		1	O-Ring, Stainless Steel Riser ▲	9	89-9182	1	Screen
4		1	Seal W/ Retainer, Stainless Steel Riser ▲	10	89-9183	1	Seal, Check
5	102-2406	1	Set Screw, Cap	11	102-2633	1	Tree, Nozzle, T7, Stamped, High Flow
6		1	Ring, Retaining ▲	12	102-1303	1	Body Assembly ▲ Adjustment Tool ●■

● SERVICE TOOLS
▲ Not serviced separately

■ Not illustrated

640



640 (continued)

Ref.	Part Number	Qty.	Description	Ref.	Part Number	Qty.	Description
1	89-8999	1	Cap Assy., 640 Service (Includes Item 2)		89-1046		Valve Assy., 1.0" Hyd., No, (Includes Items 16 18) ●■
2	2-9653	1	Set Screw, 1/4-20		9-7271		Adapter-Tubing, Oversized Thread (Replaces Item 2) ●
3	3-3756	1	Seal, Nozzle Container				■
4	3-3755	1	Retainer		35-4280		Seal Assembly Replacement Kit ●■
5	89-9000	1	Rubber Cover, Nozzle (For 1993 Or Later Models)		35-0579		Stator Assy., Fast, #41 (Includes Items 12 14) ●■
5	89-9001	1	Rubber Cover, Nozzle, Effluent (For 1993 Or Later Models)		35-1011		Stator Assy., Fast, #42/43 (Includes Items 12 14) ●■
6	360-0223	1	Screw-Set, Half-Dog Point, 6-32 X 1/4"		640-40		#40 Nozzle/Stator Assy. (Includes Items 5 9 And 12 14) ●■◆
7		1	Nozzle Assy. (See Service Items: Nozzle / Stator Assy.) ▲		640-41		#41 Nozzle/Stator Assy. (Includes Items 5 9 And 12 14) ●■◆
8	1-7038	1	Screw, Half-Dog Point, 6-32 X 7/16" X 0.44		640-42		#42 Nozzle/Stator Assy. (Includes Items 5 9 And 12 14) ●■◆
9	35-1075	1	Seal, (Nozzle To Spindle)		640-43		#43 Nozzle/Stator Assy. (Includes Items 5 9 And 12 14) ●■◆
10	640-0045	1	Drive Assy., 640, 45° ◆		640-44		#44 Nozzle/Stator Assy. (Includes Items 5 9 And 12 14) ●■◆
10	640-0060	1	Drive Assy., 640, 60° ◆		640-40E		#40 Nozzle/Stator Assy., Effluent (Includes Items 5 9 And 12 14) ●■◆
10	640-0090	1	Drive Assy., 640, 90° ◆		640-41E		#41 Nozzle/Stator Assy., Effluent (Includes Items 5 9 And 12 14) ●■◆
10	640-0180	1	Drive Assy., 640, 180° ◆		640-42E		#42 Nozzle/Stator Assy., Effluent (Includes Items 5 9 And 12 14) ●■◆
10	640-0270	1	Drive Assy., 640, 270° ◆		640-43E		#43 Nozzle/Stator Assy., Effluent (Includes Items 5 9 And 12 14) ●■◆
10	640-0360	1	Drive Assy., 640, 360° ◆		640-44E		#44 Nozzle/Stator Assy., Effluent (Includes Items 5 9 And 12 14) ●■◆
10	640-0108	1	Drive Assy., 640, 108° ◆		640-10		Body Package, 640, Hyd., No (Includes Items 1 4 And 15 22) ●■◆
10	640-0127	1	Drive Assy., 640, 127° ◆		640-51		Body Package, 640, Hyd., No, Bsp (Includes Items 1 4 And 15 22) ●■◆
10	640-0148	1	Drive Assy., 640, 148° ◆		640-20		Body Package, 640, Com (Includes Items 1 4 And 19) ●■◆
10	640-0173	1	Drive Assy., 640, 173° ◆		640-52		Body Package, 640, Com, Bsp (Includes Items 1 4 And 19) ●■◆
10	640-0192	1	Drive Assy., 640, 192° ◆		89-9080		Rubber Cover Upgrade Kit #40 (Includes Items 1, 2 And 5 9) ●■
10	640-0238	1	Drive Assy., 640, 238° ◆				
11		1	Seal Assy. (See Service Item 35-4280) ▲				
12	35-1529		Stator Assy., #40 (Includes Items 13 And 14)				
12	35-1359		Stator Assy., #41 (Includes Items 13 And 14)				
12	9-2816		Stator Assy., #42 (Includes Items 13 And 14)				
12	9-2817		Stator Assy., #43 (Includes Items 13 And 14)				
12	35-1701		Stator Assy., #44 (Includes Items 13 And 14)				
13	9-2072	1	Screen				
14	9-2633	1	Seat, Com				
15	89-4702	1	Snap Ring, Valve				
16	9-1485	1	Cylinder Assy., No & Com				
17	3-2633	1	Spring, Valve, No, El & Nc				
18	89-8082	1	Piston Assy., Hyd., No				
19	9-2099	1	Body Assy., Com				
19	35-2076	1	Body Assy., Com (Bsp)				
19	89-8088		Body Assy., Hyd., No				
19	89-8089		Body Assy., Hyd., No (Bsp)				
20	9-6002	1	Adapter-Tubing, Threaded, 1/4"				
21	89-8157	1	Cap, 1/4", Poly, No				
22	900-40	1	Retainer, Tube, Pr And Cr ◆				

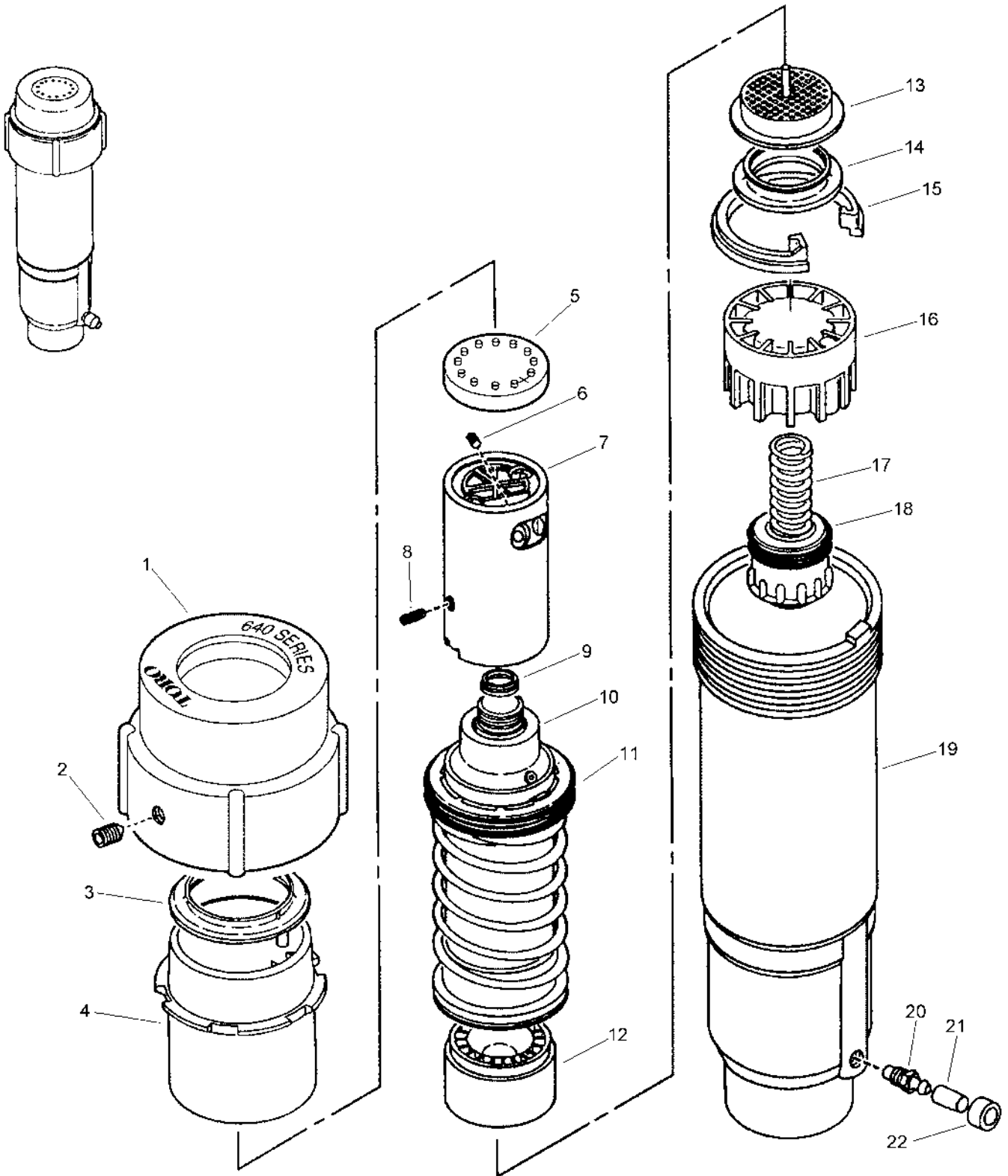
● SERVICE ITEMS

▲ Not serviced separately

◆ Order Through Finished Goods Distribution System - Minneapolis

■ Not illustrated

640 (continued)



640 (continued)

<i>Ref.</i>	<i>Part Number</i>	<i>Qty.</i>	<i>Description</i>	<i>Ref.</i>	<i>Part Number</i>	<i>Qty.</i>	<i>Description</i>
	89-9083		Rubber Cover Upgrade Kit #43 (Includes Items 1, 2 And 5 9) ●■		89-7984		Retainer, Rubber Cover ●■
	89-9084		Rubber Cover Upgrade Kit #44 (Includes Items 1, 2 And 5 9) ●■		89-3744		Rubber Cover, Cap ●■
	35-3652		Container, Nozzle (Pre-1993 Models) ●■		995-100		Valve Snap Ring Pliers With Screen Remover ●■
	35-9113		Container, Nozzle (Without Set Screw Hole, Pre-1993 Models) ●■		995-08		Valve Removal Tool ●■
	9-6086		Rubber Cover, Nozzle (Pre-1993 Models) ●■		995-35		Valve Insertion Tool ●■
					995-37		Seal Installation Tool ●■
					995-42		640 Canister Removal Tool ●■
					996-51		Cap Removal Tool ●■

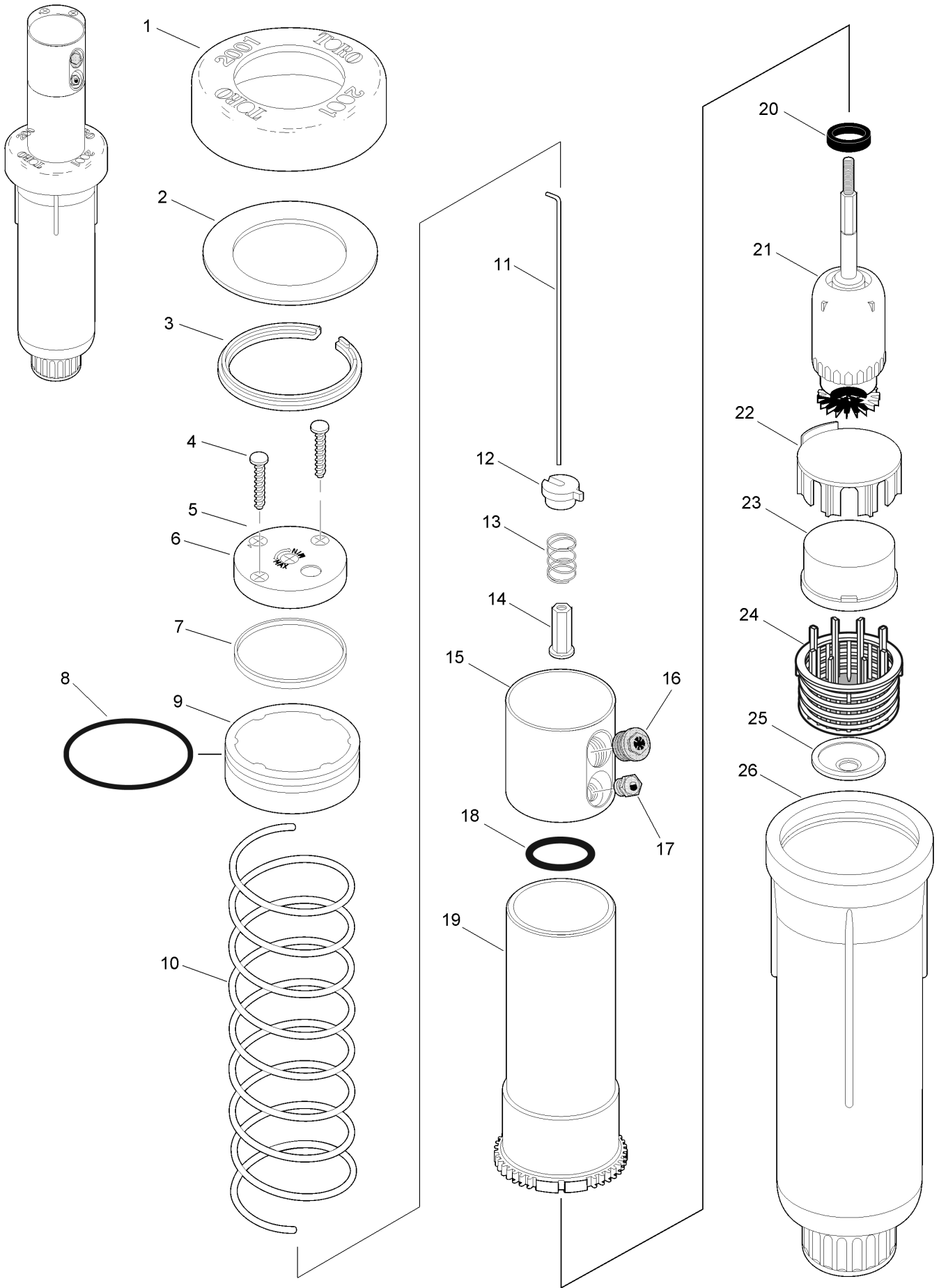
● SERVICE ITEMS

▲ Not serviced separately

◆ Order Through Finished Goods Distribution System - Minneapolis

■ Not illustrated

2001



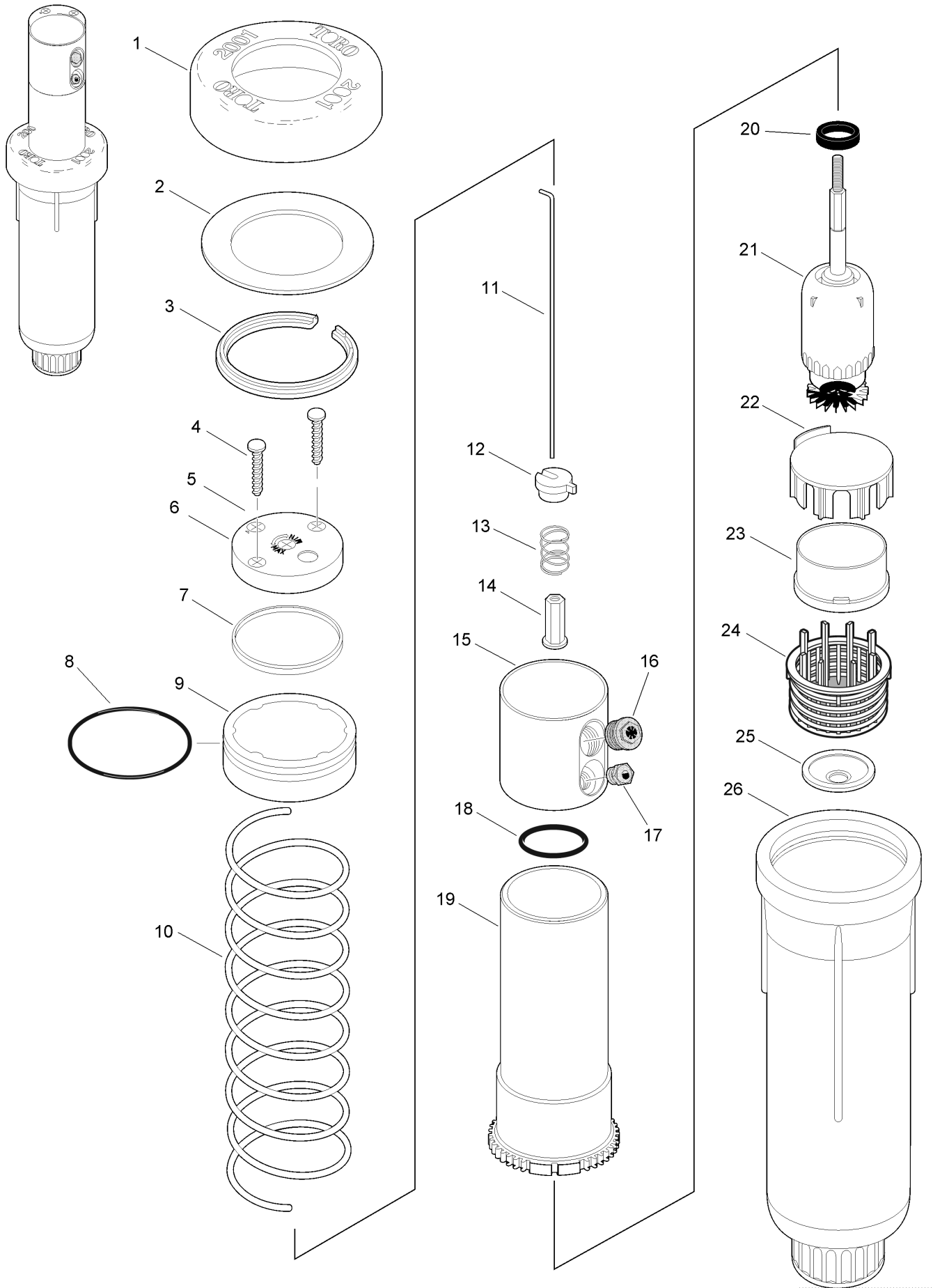
2001 (continued)

<i>Ref.</i>	<i>Part Number</i>	<i>Qty.</i>	<i>Description</i>	<i>Ref.</i>	<i>Part Number</i>	<i>Qty.</i>	<i>Description</i>
1	89-3883	1	Cap, Rubber	16	89-8449	1	Nozzle, Main ▲
2	102-0058	1	Seal, Debris	17	89-8283	1	Nozzle, Lower ▲
3	89-3885	1	Snap Ring	18	363-4096	1	O-Ring, #121, 0.103" X 1.049" X 1.255" (Yellow) ▲
4	363-1493	2	Screw, #10 X 1 ▲	19	89-9398	1	Riser
5	360-0530	2	O-Ring, 0.070" X 0.145" X 0.285" ▲	20	89-5904	1	Brake
6	89-3944	1	Nozzle Top Assy., Pc	21	89-8036	1	Gear Drive Assy., 2001
6	89-7295	1	Nozzle Top Assy., Fc	22	89-7374	1	Holder, Stator
6	89-6734	1	Nozzle Top Assy., Pc, Effluent	23		1	Stator (See Service Item 89-8202) ◆
6	89-7296	1	Nozzle Top Assy., Fc, Effluent	24	89-3929	1	Screen
7	89-4887	1	Nozzle Base Retainer	25	35-2245	1	Check Valve ▲
8	363-3690	1	O-Ring, 0.103" X 2.237" X 2.443"	26	89-7392	1	Body Assy., Npt, Left Arc I.D. - Post 5/94
9		1	O-Ring Retainer (See Service Item 89-9913) ◆		89-8202		Stator Assy., 2001 (Includes Item 21 & 22) ●■
10	89-9399	1	Spring ▲		89-9913		O-Ring Retainer Assy., Svc (Includes Items 7 & 8) ●■
11	89-3869	1	Shaft (Pc Pin) ▲		89-6602		Spring Retainer - Pre 4/99 ●■
12	89-4890	1	Arm, Clutch ▲		102-0365		Tree, Nozzle, Colored ●■
13	89-5887	1	Spring, Clutch ▲		89-4717		Adjustment Tool ●■
14	89-3928	1	Nut, Nozzle Base		995-83		Multi-Purpose Tool ●■
15	89-3872	1	Base, Nozzle				

● SERVICE ITEMS
▲ No longer available

■ Not illustrated
◆ Not serviced separately

S2001

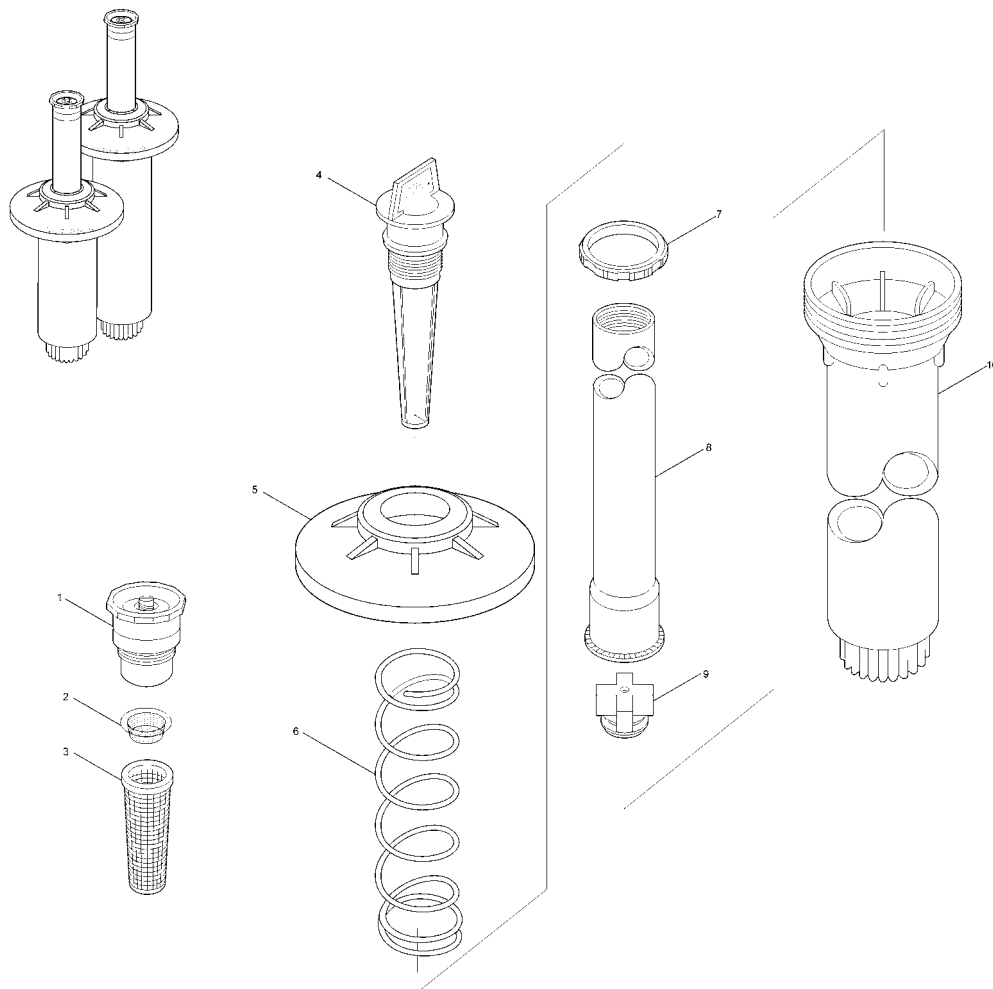


S2001 (continued)

<i>Ref.</i>	<i>Part Number</i>	<i>Qty.</i>	<i>Description</i>	<i>Ref.</i>	<i>Part Number</i>	<i>Qty.</i>	<i>Description</i>
1	89-3883	1	Cap, Rubber	14	89-3928	1	Nut, Nozzle Base
2	102-0058	1	Seal, Debris	15	89-9870	1	Base, Nozzle
3	89-3885	1	Snap Ring	16	89-4769	1	Nozzle, Main ▲
4	363-1493	2	Screw, #10 X 1.0" Phphn, 2 Hlxa ▲	17	89-8660	1	Nozzle, Lower ▲
5	360-0530	2	O-Ring, 0.070" X 0.145" X 0.285" ▲	18	363-4096	1	O-Ring, #121, 0.103" X 1.049" X 1.255" (Yellow) ▲
6	89-3944	1	Nozzle Top Assy., Pc	19	89-9427	1	Riser Assy.
6	89-7295	1	Nozzle Top Assy., Fc	20	89-5904	1	Brake
6	89-6734	1	Nozzle Top Assy., Pc, Effluent	21	89-8036	1	Gear Drive Assy., 2001
6	89-7296	1	Nozzle Top Assy., Fc, Effluent	22	89-7374	1	Holder, Stator
7	89-4887	1	Nozzle Base Retainer	23		1	Stator (See Service Item 89-8202) ◆
8	363-3690	1	O-Ring	24	89-3929	1	Screen
9		1	O-Ring Retainer (See Service Item 89-9914) ◆	25	35-2245	1	Check Valve ▲
10	89-9399	1	Spring ▲	26	89-7393	1	Body Assy., Left Arc I.D. - Post 5/94 ▲
11	89-3869	1	Shaft (Pc Only) ▲		89-8202		Stator Assy., 2001 (Includes Item 21 & 22) ●■
12	89-4890	1	Arm, Clutch (Pc Only) ▲		102-0365		Tree, Nozzle, Colored ●■
13	89-5887	1	Spring, Clutch (Pc Only) ▲		89-4717		Adjustment Tool ●■
					995-83		Multi-Purpose Tool ●■

● SERVICE ITEMS
▲ No longer available

■ Not illustrated
◆ Not serviced separately

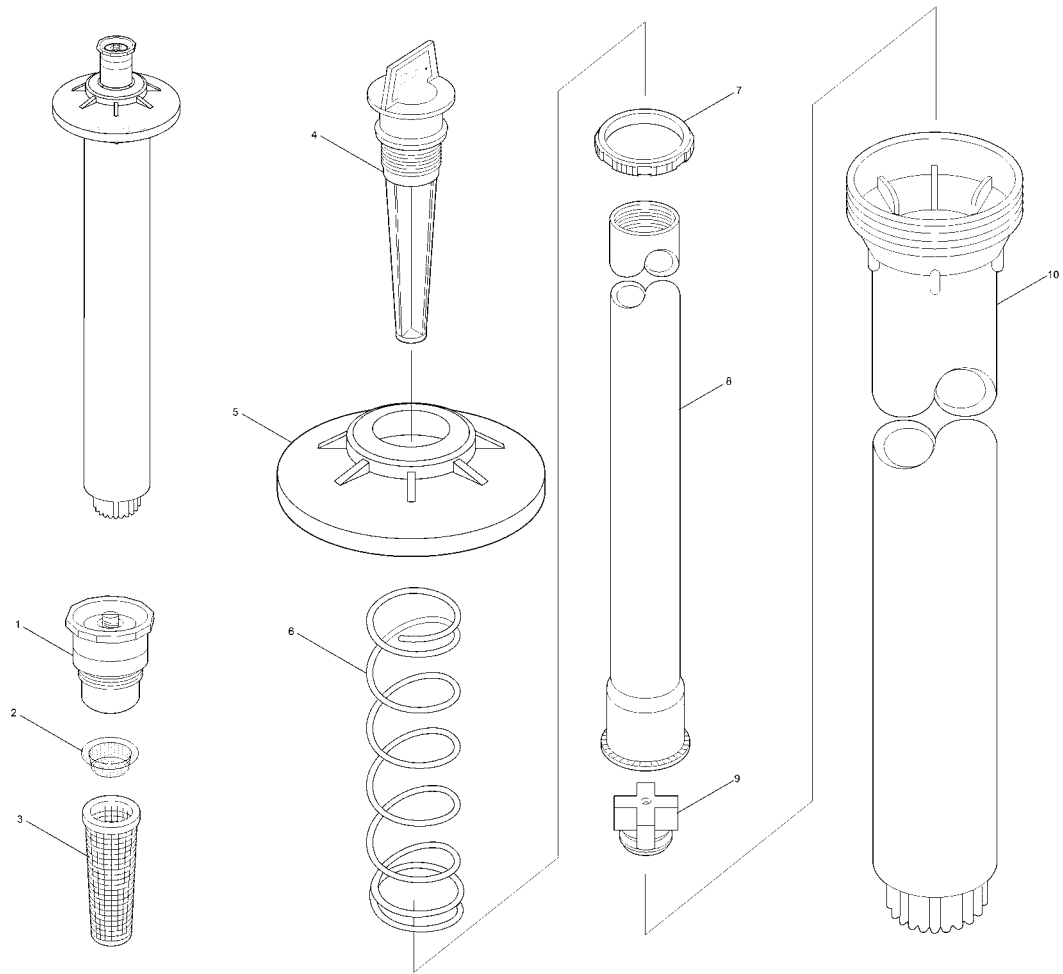


590GF-4 and 590GF-6

Ref.	Part Number	Qty.	Description
1		1	Nozzle ■●
2	89-5548	1	Screen, Filter, Sst
3	9-5112	1	Screen, Riser, White, Plastic, Regular Mesh
3	89-8738	1	Screen, Riser, Red, Plastic, Fine Mesh
4	102-0621	1	Flush Plug, Prx & Xf
5	102-7425	1	Cap, Black
5	102-7946	1	Cap, Lavender
6	35-9632	1	Spring, 4", Com
6	35-9633	1	Spring, 6", Com
7	118-1133	1	Ring, Ratchet
8	89-0969	1	Riser, 4"
8	89-0856	1	Riser, 6"
9	118-0590	1	Check Valve
10	118-0611	1	Body, 4"
10	118-0788	1	Body, 6"

● Not serviced separately

■ See 570 Nozzles Section.



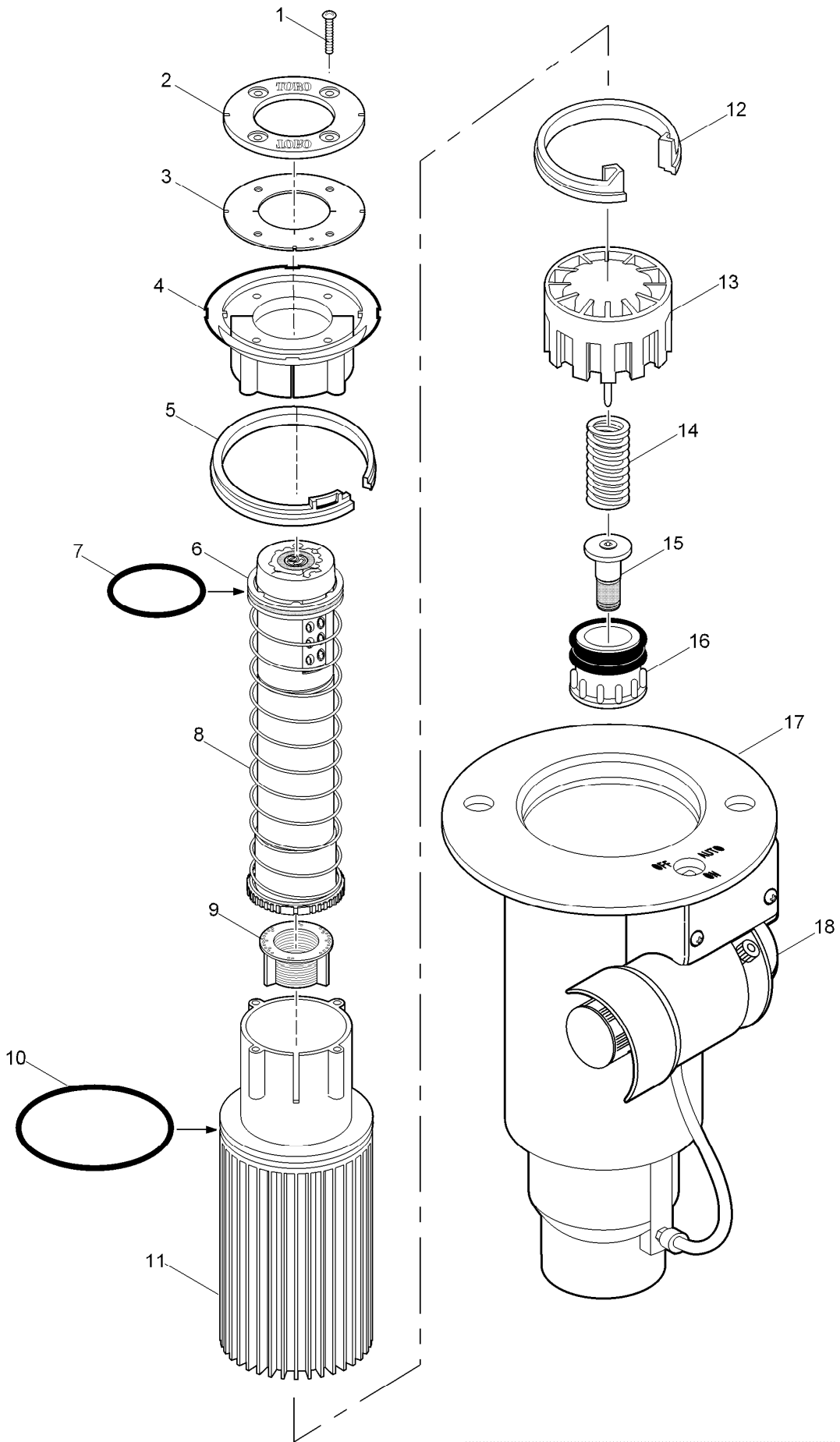
590GF-12

Ref.	Part Number	Qty.	Description
1		1	Nozzle ■●
2	89-5548	1	Screen, Filter, Sst
3	9-5112	1	Screen, Riser, White, Plastic, Regular Mesh
3	89-8738	1	Screen, Riser, Red, Plastic, Fine Mesh
4	102-0621	1	Flush Plug, Prx & Xf
5	102-7425	1	Cap, Black
5	102-7946	1	Cap, Lavender
6	35-9634	1	Spring, 12", Com
7	89-0855	1	Ring, Ratchet
8	102-1246	1	Riser, 12"
9	118-0590	1	Check Valve
10	9-7236	1	Body, 12"

● Not serviced separately

■ See 570 Nozzles Section.

720 Series Sprinkler



720 Series Sprinkler (continued)

<i>Ref.</i>	<i>Part Number</i>	<i>Qty.</i>	<i>Description</i>	<i>Ref.</i>	<i>Part Number</i>	<i>Qty.</i>	<i>Description</i>
1	363-3864	4	Screw, #8-32 X 1"	13	9-1487	1	Cylinder Assy., EI & Nc
2	102-0257	1	Retainer, Debris Seal	14	3-2633	1	Spring, Valve, No, EI & Nc
2	102-0258	1	Retainer, Debris Seal, Effluent	15	102-0081	1	Piston Assy., EI, Low Flow (Includes Item 16)
3	102-5385	1	Seal, Debris	16	35-9646	1	Filter Assy., Metering, EI, Nc
4	89-9446	1	Support, Riser, Ribbed Body	17		1	Body Assy. (See Golf Sprinkler Body Assembly.) □
5	89-1385	1	Snap Ring, Riser				▲
6	102-0255	1	Retainer, O-Ring, 720	18		1	Pilot Valve Assy. (See Pilot Valve Assembly.) ◆▲
7	363-3991	1	O-Ring, 0.070" X 1.864" X 2.004", Buna				Selector Tool (Flag Key) ●■
8	89-9725	1	Riser Assembly, Pc (Includes Items 6-9)	995-15			Valve Snap Ring Pliers With Screen Remover ●■
8	89-9726	1	Riser Assembly, Fc (Includes Items 6-9)	995-100			Valve Removal Tool ●■
9	89-9428	1	Screen	995-08			Valve Insertion Tool ●■
10	363-4102	1	O-Ring, Paraffin As-568 232	995-76			Multi-Purpose Tool ●■
11	89-9443	1	Sleeve, Riser	995-83			Adjustment Key ●■
12	89-4702	1	Snap Ring, Valve	89-7350			

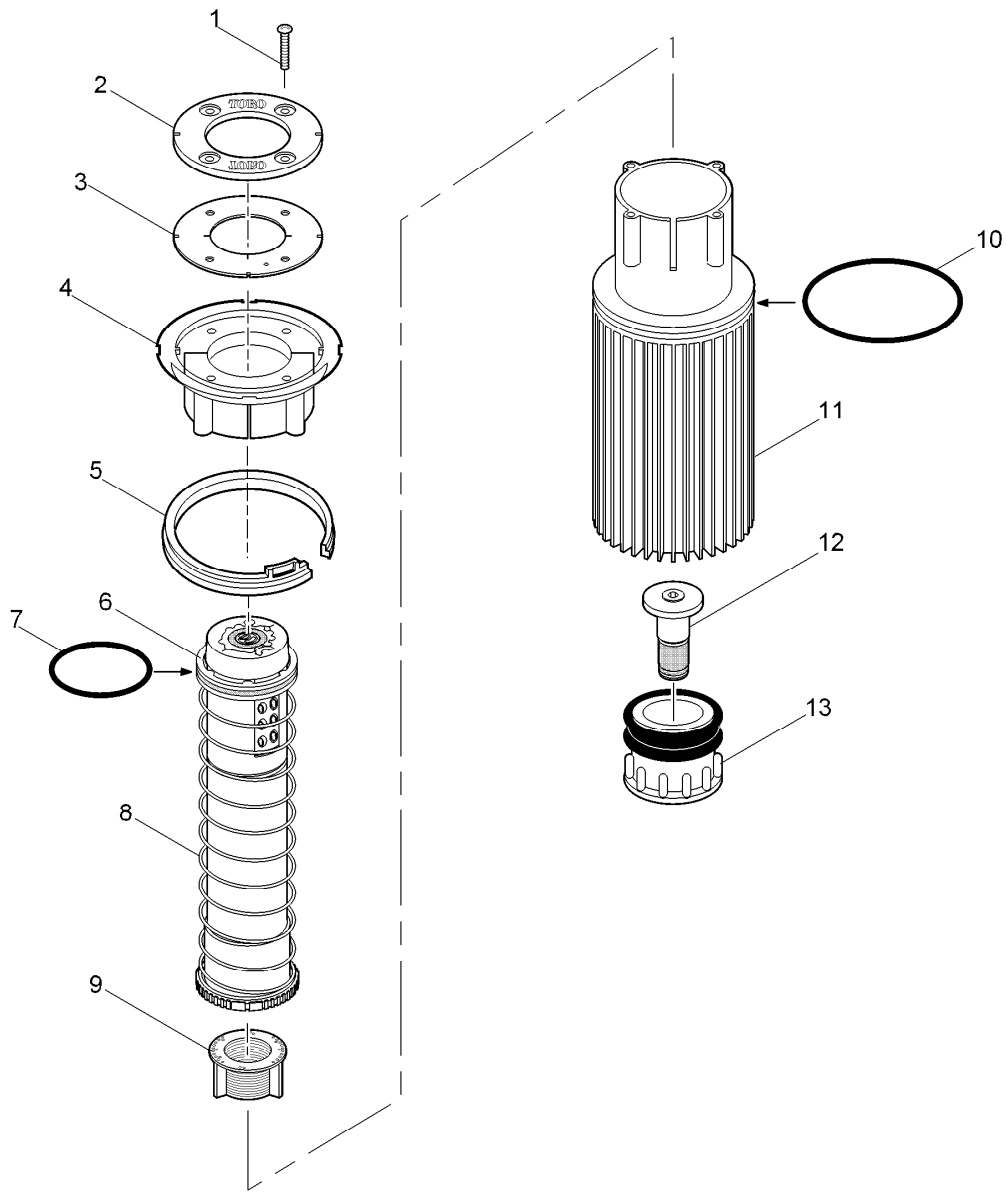
● SERVICE TOOLS

▲ Not serviced separately

□ See Golf Sprinkler Body Assembly Section.

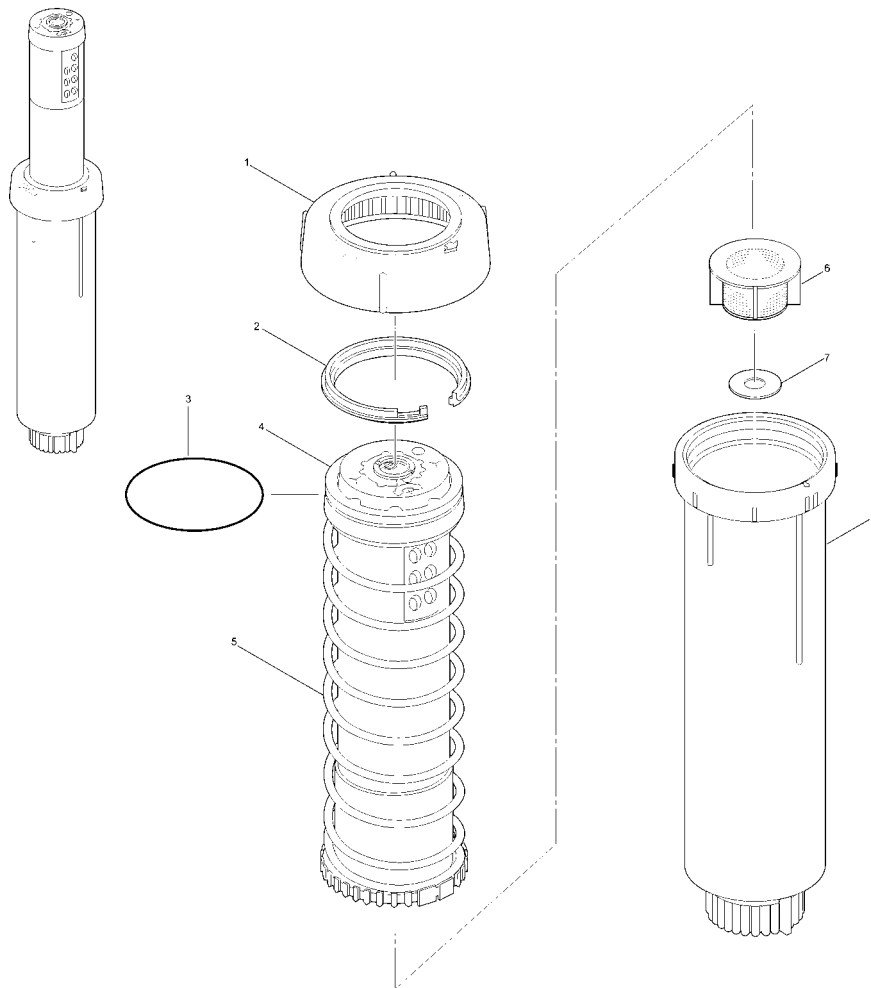
■ Not illustrated

◆ See Pilot Valve Assembly Section.



720 Series Conversion Assembly

Ref.	Part Number	Qty.	Description
1	363-3864	4	Screw, #8-32 X 1"
2	102-0257	1	Retainer, Debris Seal
2	102-0258	1	Retainer, Debris Seal, Effluent
3	102-5385	1	Seal, Debris
4	89-9446	1	Support, Riser, Ribbed Body
5	89-1385	1	Snap Ring, Riser
6	102-0255	1	Retainer, O-Ring, 720
7	363-3991	1	O-Ring, 0.070" X 1.864" X 2.004", Buna
8	89-9725	1	Riser Assembly, Pc (Includes Items 6-9)
8	89-9726	1	Riser Assembly, Fc (Includes Items 6-9)
9	89-9428	1	Screen
10	363-4102	1	O-Ring, Paraffin As-568 232
11	89-9443	1	Sleeve, Riser
12	35-9646	1	Filter Assy., Metering, EI, Nc
13	102-0081	1	Piston Assy., EI, Low Flow (Includes Item 12)



720G Series

Ref.	Part Number	Qty.	Description
1	102-2277	1	Cover, Rubber Body
1	102-2278	1	Cover, Rubber Body, Effluent
2	89-8657	1	Snap Ring
3	363-4195	1	O-Ring, 0.070" X 1.864" X 2.004" Buna
4		1	Retainer W/Seal (See Service Item 102-2247) ◆
5	725G	1	Riser Assembly (Adjustable Part Circle) □
5	724G	1	Riser Assembly (Full-Circle) □
5	725GE	1	Riser Assembly (Adjustable Part-Circle, Effluent) □
5	724GE	1	Riser Assembly (Full-Circle, Effluent) □
6	89-9428	1	Screen
7	89-7561	1	Seal, Check, Com
8	89-8658	1	Body
	102-2247		Retainer W/ O-Ring (Includes Items 3 & 4) ●▲
	995-83		Multi-Purpose Tool ■▲
	89-7350		Adjustment Key ■▲

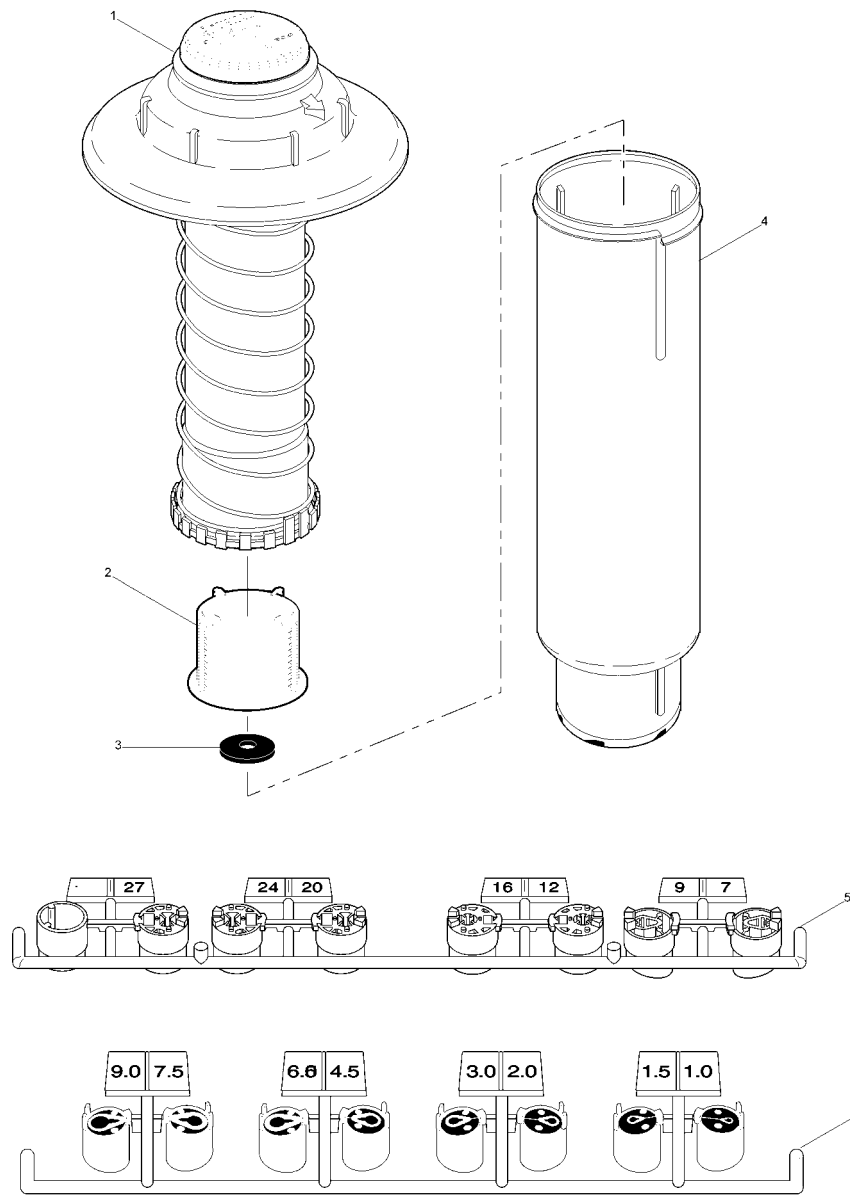
● SERVICE ITEMS

▲ Not illustrated

□ Order Through Finished Goods Distribution System - Minneapolis

■ SERVICE TOOLS

◆ Not serviced separately



810G and 810GL

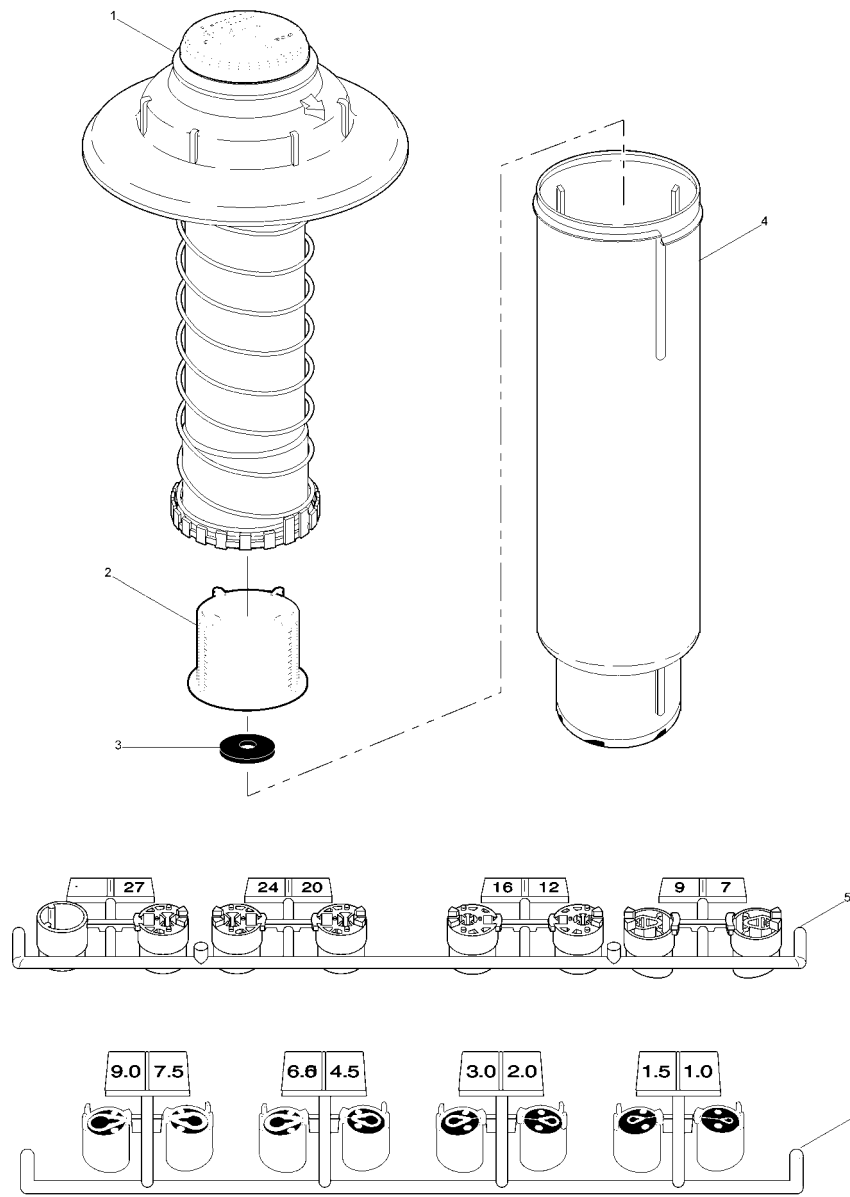
Ref.	Part Number	Qty.	Description
1		1	Cap And Riser Assy. (Order Complete Sprinkler) ▲◆
2	89-9182	1	Screen
3	89-9183	1	Seal, Check
4	102-3039	1	Body Assy., Npt Threads
4	102-3040	1	Body Assy., Bsp Threads
4	102-3041	1	Body Assy., Acme Threads
5	102-2633	1	Tree, Nozzle, T7, Stamped, High Flow
6	102-1877	1	Tree, Nozzle, T7, Low Flow
	102-6527	1	Adjustment Tool ●■

● SERVICE TOOLS

■ Not illustrated

▲ Not serviced separately

◆ Order Through Finished Goods Distribution System - Minneapolis



810G and 810GL (continued)

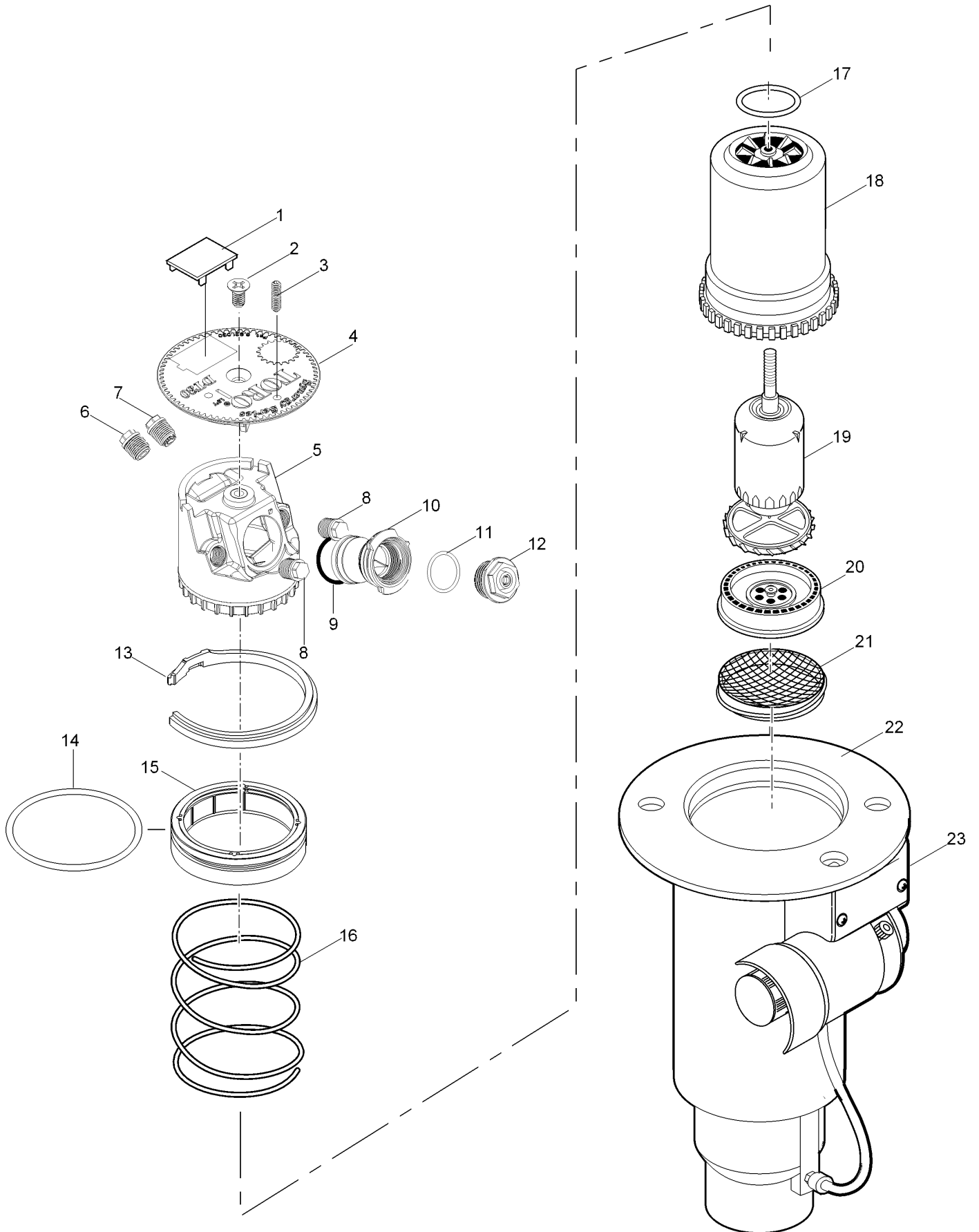
● SERVICE TOOLS

▲ Not serviced separately

◆ Order Through Finished Goods Distribution System - Minneapolis

■ Not illustrated

DT34 Series Sprinkler



DT34 Series Sprinkler (continued)

Ref.	Part Number	Qty.	Description	Ref.	Part Number	Qty.	Description
1	89-1589	1	Plug, Cap (Black)	20	102-1940	1	Stator Assembly, Medium Flow, White (Used W/ #5-7 Main Nozzles)
2	102-0362	1	Screw, Cap	21	102-1715	1	Screen, Riser
3	363-4839	1	Radius Reduction Screw	22		1	Body Assembly (See Golf Sprinkler Body Assembly) ♦
4	102-4752	1	Cap, Dt Series	23		1	Pilot Valve Assembly (See Pilot Valve) ♦
4	102-5588	1	Cap, Dt Series, Effluent		102-2208		Nozzle, Main, #30, Blank, White ●▲
5	102-5837	1	Nozzle Base Assembly		118-1491	1	Adapter, Main Nozzle ●▲
6	102-2925	1	Intermediate Nozzle, Blue (Used W/ #1 Main)		102-5672		Cap, Blank ●▲
6	102-2926	1	Intermediate Nozzle, Orange (Used W/ #2 Main)		102-5673		Cap, Blank, Effluent ●▲
6	102-2928	1	Intermediate Nozzle, Red (Used W/ #3 Main)		YARDMARKYEL10		Yardage Marker, Yellow (10-Sheets Per Pack) ●▲
6	102-2929	1	Intermediate Nozzle, Beige (Used W/ #4 & 5 Mains)		YARDMARKLAV10		Yardage Marker, Lavender (For Non-Potable Water Applications) ●▲
6	102-6944	1	Intermediate Nozzle Assy., Red W/ Stream Straightener (Used W/ #6 Main)		DT34-3134		Conversion, Full Circle, W/ #31, #32, #33 & #34 Nozzles ●▲□
6	102-6945	1	Intermediate Nozzle Assy., Gray W/ Stream Straightener (Used W/ #7 Main)		DT34-3134E		Conversion, Full Circle, W/ #31, #32, #33 & #34 Nozzles And Effluent Cap ●▲□
6	102-6883	1	Intermediate Nozzle, Brown (Used W/ #7 Main, Front Position On The Right Of Main)		DT34-3537		Conversion, Full Circle, W/ #35, #36 & #37 Nozzles ●▲□
7	102-6937	1	Nozzle Assy. Inner, Yellow Nozzle W/ Yellow Helical Restrictor		DT34-3537E		Conversion, Full Circle, W/ #35, #36 & #37 Nozzles And Effluent Cap ●▲□
8	102-4335	2	Plug, Nozzle		995-08		Valve Removal Tool ■▲
9	102-5978	1	O-Ring, Nozzle Housing		995-76		Valve Insertion Tool ■▲
10	102-5597	1	Nozzle Housing Assy. (Includes Item 9)		995-15		Selector Tool (Flag Key) ■▲
11	363-4978	1	O-Ring, Main Nozzle		995-99		Nut Driver, 5/8" (For Main Nozzle) ■▲
12	102-0725	1	Nozzle, Main, #31, Yellow		995-105		Nut Driver, 5/16" (For Inner & Intermediate Nozzles And Plugs) ■▲
12	102-7001	1	Nozzle, Main, #32, Blue		995-83		Multi-Purpose Tool ■▲
12	102-0727	1	Nozzle, Main, #33, Brown		995-85		Riser Removal Tool ■▲
12	102-7002	1	Nozzle, Main, #34, Orange		995-100		Valve Snap Ring Pliers With Screen Remover ■▲
12	102-6908	1	Nozzle, Main, #35, Green		995-102	1	Riser Hold-Up Tool, Universal ■▲
12	102-0730	1	Nozzle, Main, #36, Gray		118-0954	1	Riser Hold-Up Tool, Red ●▲
12	102-4261	1	Nozzle, Main, #37, Black				
13	89-1385	1	Snap Ring, Riser				
14	363-4102	1	O-Ring, Paraffin As-568 232				
15	102-0134	1	Retainer, Seal				
16	102-0151	1	Spring, Return				
17	363-4167	1	O-Ring, Nozzle Base				
18	102-0202	1	Riser				
19	102-4503	1	Drive Assembly, 12-Pack				
20	102-6929	1	Stator, Low Flow, High Velocity, Blue (Used W/ #1-4 Main Nozzles)				

● SERVICE ITEMS

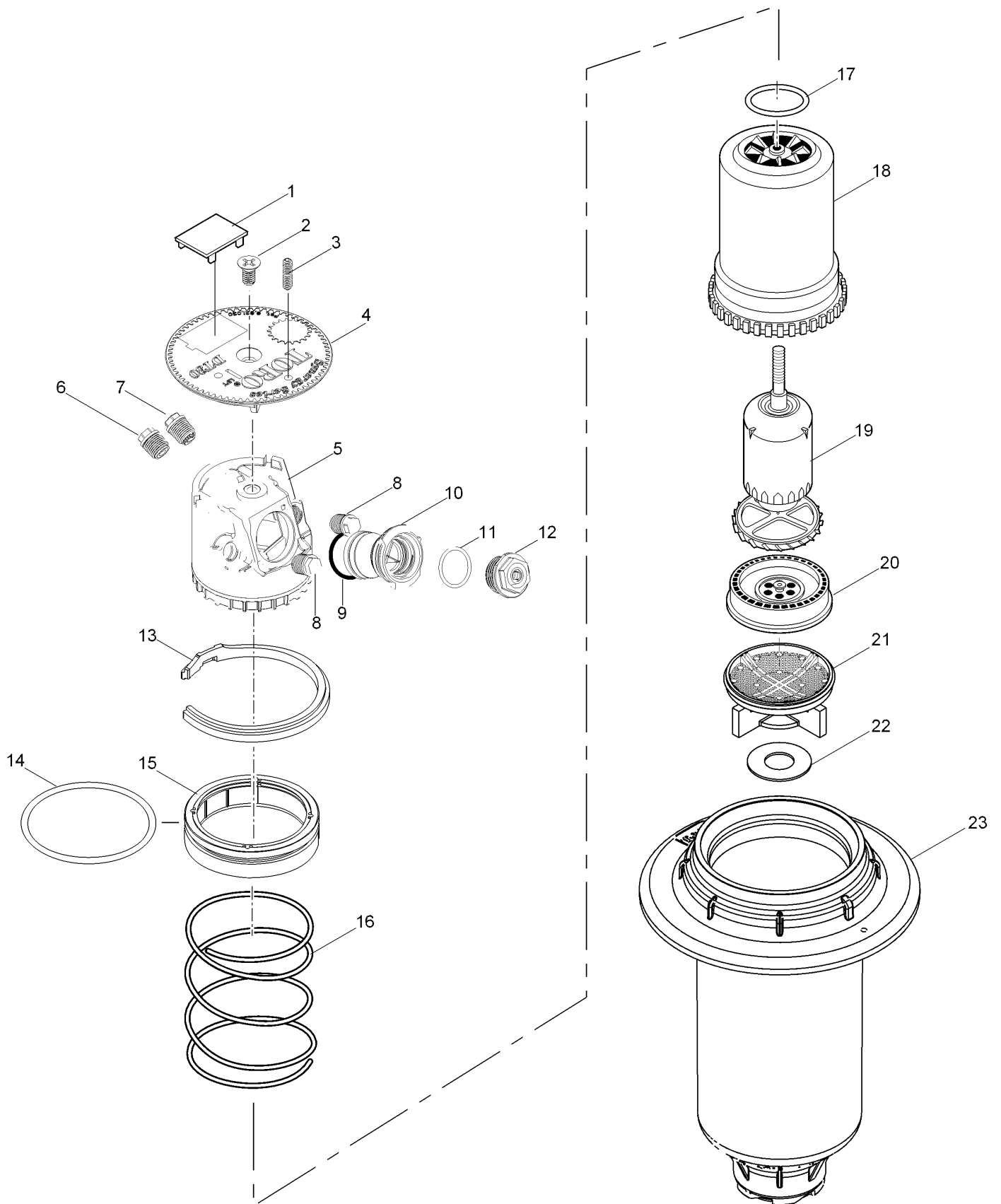
▲ Not illustrated

□ Order Through Finished Goods Distribution System - Minneapolis

■ SERVICE TOOLS

◆ Not serviced separately

DT34B Series Sprinkler



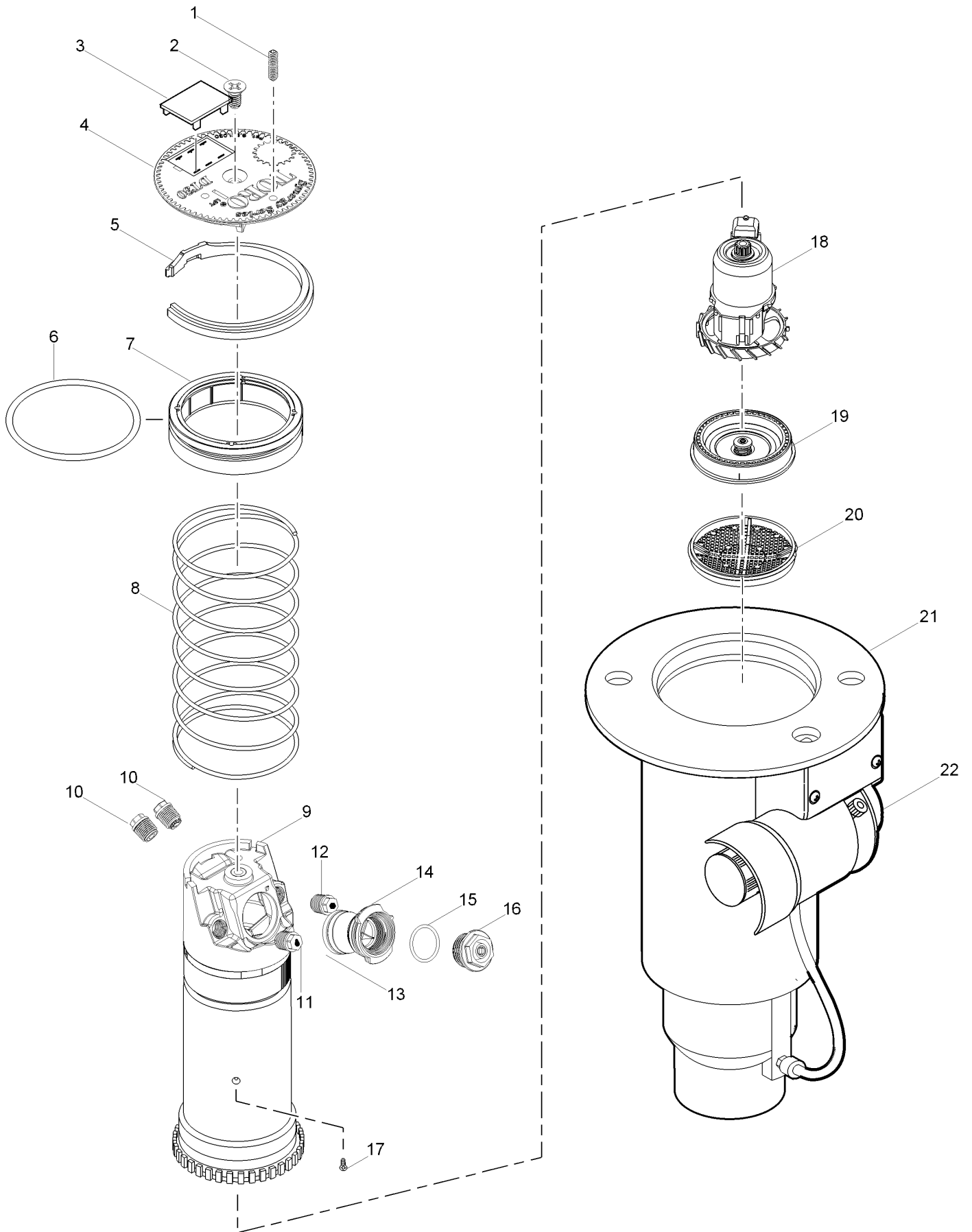
DT34B Series Sprinkler (continued)

<i>Ref.</i>	<i>Part Number</i>	<i>Qty.</i>	<i>Description</i>	<i>Ref.</i>	<i>Part Number</i>	<i>Qty.</i>	<i>Description</i>
1	89-1589	1	Plug, Cap (Black)	12	102-4260	1	Nozzle, Main, #58, Red
2	102-0362	1	Screw, Cap	13	89-1385	1	Snap Ring, Riser
3	363-4839	1	Radius Reduction Screw	14	363-4102	1	O-Ring, Paraffin As-568 232
4	102-4752	1	Cap, Dt Series	15	102-0134	1	Retainer, Seal
4	102-5588	1	Cap, Dt Series, Effluent	16	102-0151	1	Spring, Return
5	102-5837	1	Nozzle Base Assembly	17	363-4167	1	O-Ring, Nozzle Base
6	102-2925	1	Intermediate Nozzle, Blue (Used W/ #1 Main)	18	102-0202	1	Riser
6	102-2926	1	Intermediate Nozzle, Orange (Used W/ #2 Main)	19	102-4503	1	Drive Assembly, 12-Pack
6	102-2928	1	Intermediate Nozzle, Red (Used W/ #3 Main)	20	102-6929	1	Stator, Low Flow, High Velocity, Blue (Used W/ #1-4 Main Nozzles)
6	102-2929	1	Intermediate Nozzle, Beige (Used W/ #4 & 5 Mains)	20	102-1940	1	Stator Assembly, Medium Flow, White (Used W/ #5-8 Main Nozzles)
6	102-6944	1	Intermediate Nozzle Assy., Red W/ Stream Straightener (Used W/ #6 Main)	21	102-5152	1	Screen, Riser, W/ Check Seal Holder
6	102-6945	1	Intermediate Nozzle Assy., Gray W/ Stream Straightener (Used With #7 & 8 Mains)	22	102-7437	1	Seal, Check
6	102-6883	1	Intermediate Nozzle, Brown (Used W/ #7 & 8 Main, Front Position On The Right Of Main)	23	102-7419	1	Body, Npt
7	102-6937	1	Nozzle Assy. Inner, Yellow Nozzle W/ Yellow Helical Restrictor	23	102-7420	1	Body, Bsp
8	102-4335	2	Plug, Nozzle	23	102-7421	1	Body, Acme
9	102-5978	1	O-Ring, Nozzle Housing		102-2208		Nozzle, Main, #30, Blank, White ●▲
10	102-5597	1	Nozzle Housing Assy. (Includes Item 9)		118-1491	1	Adapter, Main Nozzle ●▲
11	363-4978	1	O-Ring, Main Nozzle		102-5672		Cap, Blank ●▲
12	102-0725	1	Nozzle, Main, #31, Yellow		102-5673		Cap, Blank, Effluent ●▲
12	102-7001	1	Nozzle, Main, #32, Blue		YARDMARKYEL10		Yardage Marker, Yellow (10-Sheets Per Pack) ●▲
12	102-0727	1	Nozzle, Main, #33, Brown		YARDMARKLAV10		Yardage Marker, Lavender (For Non-Potable Water Applications) ●▲
12	102-7002	1	Nozzle, Main, #34, Orange		995-99		Nut Driver, 5/8" (For Main Nozzle) ■▲
12	102-6908	1	Nozzle, Main, #35, Green		995-105		Nut Driver, 5/16" (For Inner & Intermediate Nozzles And Plugs) ■▲
12	102-0730	1	Nozzle, Main, #36, Gray		995-83		Multi-Purpose Tool ■▲
12	102-4261	1	Nozzle, Main, #37, Black		995-85		Riser Removal Tool ■▲
					995-102	1	Riser Hold-Up Tool, Universal ■▲
					118-0954	1	Riser Hold-Up Tool, Red ●▲

● SERVICE ITEMS
▲ Not illustrated

■ SERVICE TOOLS

DT35 Series Sprinkler



DT35 Series Sprinkler (continued)

Ref.	Part Number	Qty.	Description	Ref.	Part Number	Qty.	Description
1	363-4839	1	Radius Reduction Screw	19	102-1940	1	Stator Assembly, Medium Flow, White (Used W/ #5-7 Mains)
2	102-6138	1	Screw, Cap, Black	20	102-1715	1	Screen, Riser
3	89-1589	1	Plug, Cap (Black)	21		1	Body Assembly (See Separated Golf Body Assembly Section) ♦
4	102-4752	1	Cap, Dt Series	22		1	Pilot Valve Assembly (See Separated Pilot Valve Assembly Section) ♦
4	102-5588	1	Cap, Dt Series, Effluent		118-1491	1	Adapter, Main Nozzle ●▲
5	89-1385	1	Snap Ring, Riser		102-5672		Cap, Blank ●▲
6	363-4102	1	O-Ring, Paraffin As-568 232		102-5673		Cap, Blank, Effluent ●▲
7	102-0134	1	Retainer, Seal		YARDMARKYEL10		Yardage Marker, Yellow (10-Sheets Per Pack) ●▲
8	102-0151	1	Spring, Return		YARDMARKLAV10		Yardage Marker, Lavender (For Non-Potable Water Applications) ●▲
9	102-5730	1	Riser Assembly		DT35-3134		Conversion, Part And Full Circle, W/ #31, #32, #33 & #34 Nozzles ●□▲
10	102-4335	2	Plug, Nozzle		DT35-3134E		Conversion, Part And Full Circle, W/ #31?#34 Nozzles And Effluent Cap ●□▲
11	102-5670	1	Nozzle Assy. Inner, Yellow W/ White Helical Restrictor (Used W/ #0-5 Mains)		DT35-3537		Conversion, Part And Full Circle, W/ #35, #36 & #37 Nozzles ●□▲
11	102-6531	1	Nozzle Assy., Inner, Green W/ White Helical Restrictor (Used W/ #6-7 Mains)		DT35-3537E		Conversion, Part And Full Circle, W/ #35?37 Nozzles And Effluent Cap ●□▲
12	102-6942	1	Intermediate Nozzle Assy., Beige W/ Stream Straightener (Used W/ #0 Main)		995-08		Valve Removal Tool ■▲
12	102-5671	1	Intermediate Nozzle Assy., Brown W/ Stream Straightener (Used W/ #1 Main)		995-76		Valve Insertion Tool ■▲
12	102-6884	1	Intermediate Nozzle, Yellow (Used W/ #2-4 Mains)		995-15		Selector Tool (Flag Key) ■▲
12	102-6885	1	Intermediate Nozzle, Green (Used W/ #5-7 Mains)		995-99		Nut Driver, 5/8" (For Main Nozzle) ■▲
13	102-5978	1	O-Ring, Nozzle Housing		995-105		Nut Driver, 5/16" (For Inner & Intermediate Nozzles And Plugs) ■▲
14	102-5597	1	Nozzle Housing Assy. (Includes Item 13)		995-83		Multi-Purpose Tool ■▲
15	363-4978	1	O-Ring, Main Nozzle		995-85		Riser Removal Tool ■▲
16	102-2208	1	Nozzle, Main, #30, Blank, White		995-100		Valve Snap Ring Pliers With Screen Remover ■▲
16	102-6906	1	Nozzle, Main, #31, Yellow		995-102	1	Riser Hold-Up Tool, Universal ■▲
16	102-0726	1	Nozzle, Main, #32, Blue		118-0954	1	Riser Hold-Up Tool, Red ●▲
16	102-6907	1	Nozzle, Main, #33, Brown				
16	102-0728	1	Nozzle, Main, #34, Orange				
16	102-6955	1	Nozzle, Main, #35, Green				
16	102-6935	1	Nozzle, Main, #36, Gray				
16	102-6936	1	Nozzle, Main, #37, Black				
17	363-4236	1	Screw, Drive				
18	102-4504	1	Drive Assy., 12-Pack				
19	102-6929	1	Stator, Low Flow, High Velocity, Blue (Used W/ #0 Main)				
19	102-1939	1	Stator Assembly, Low Flow, Yellow (Used W/ #1-4 Mains)				

● SERVICE ITEMS

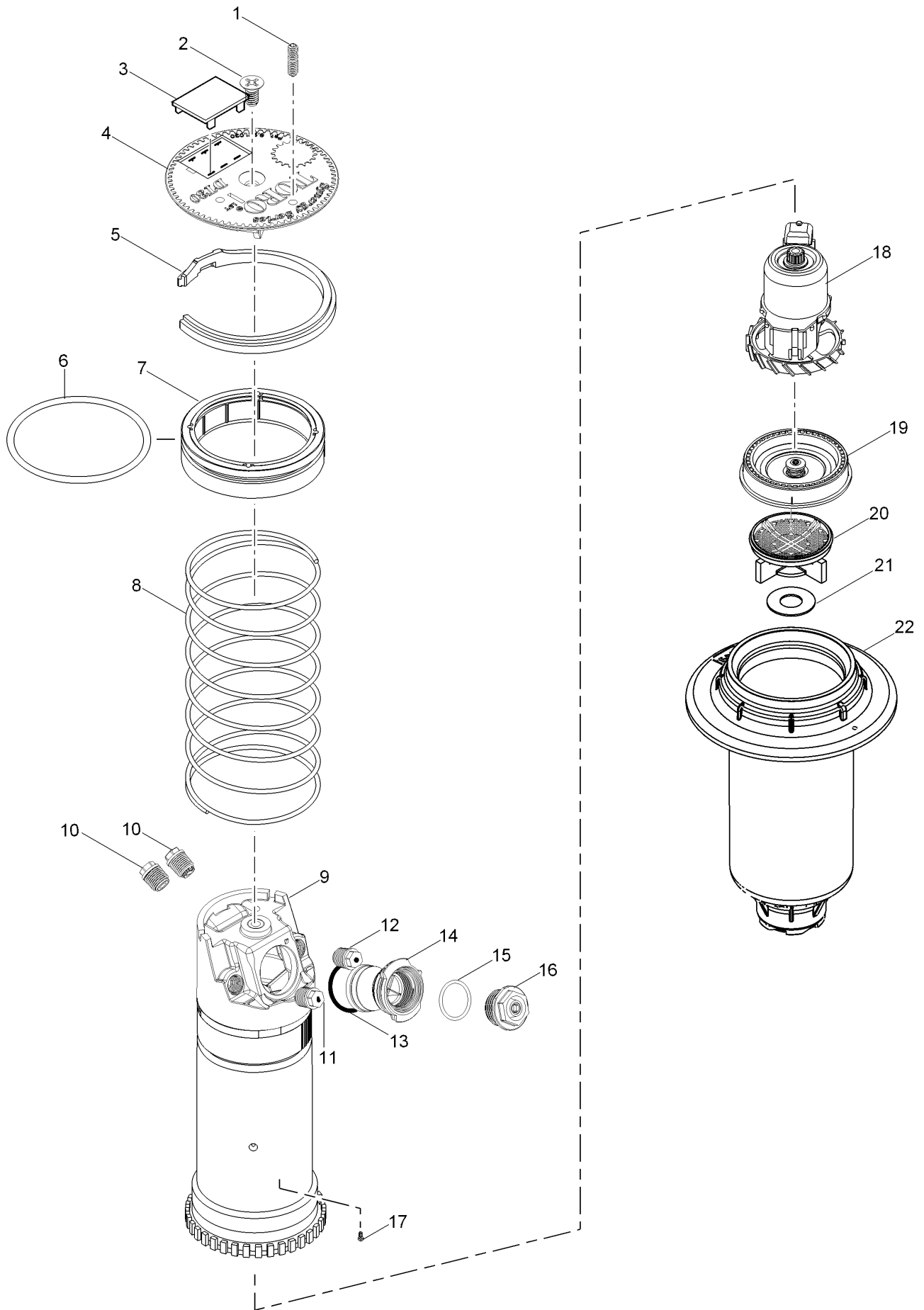
▲ Not illustrated

□ Order Through Finished Goods Distribution System - Minneapolis

■ SERVICE TOOLS

◆ Not serviced separately

DT35B Series Sprinkler



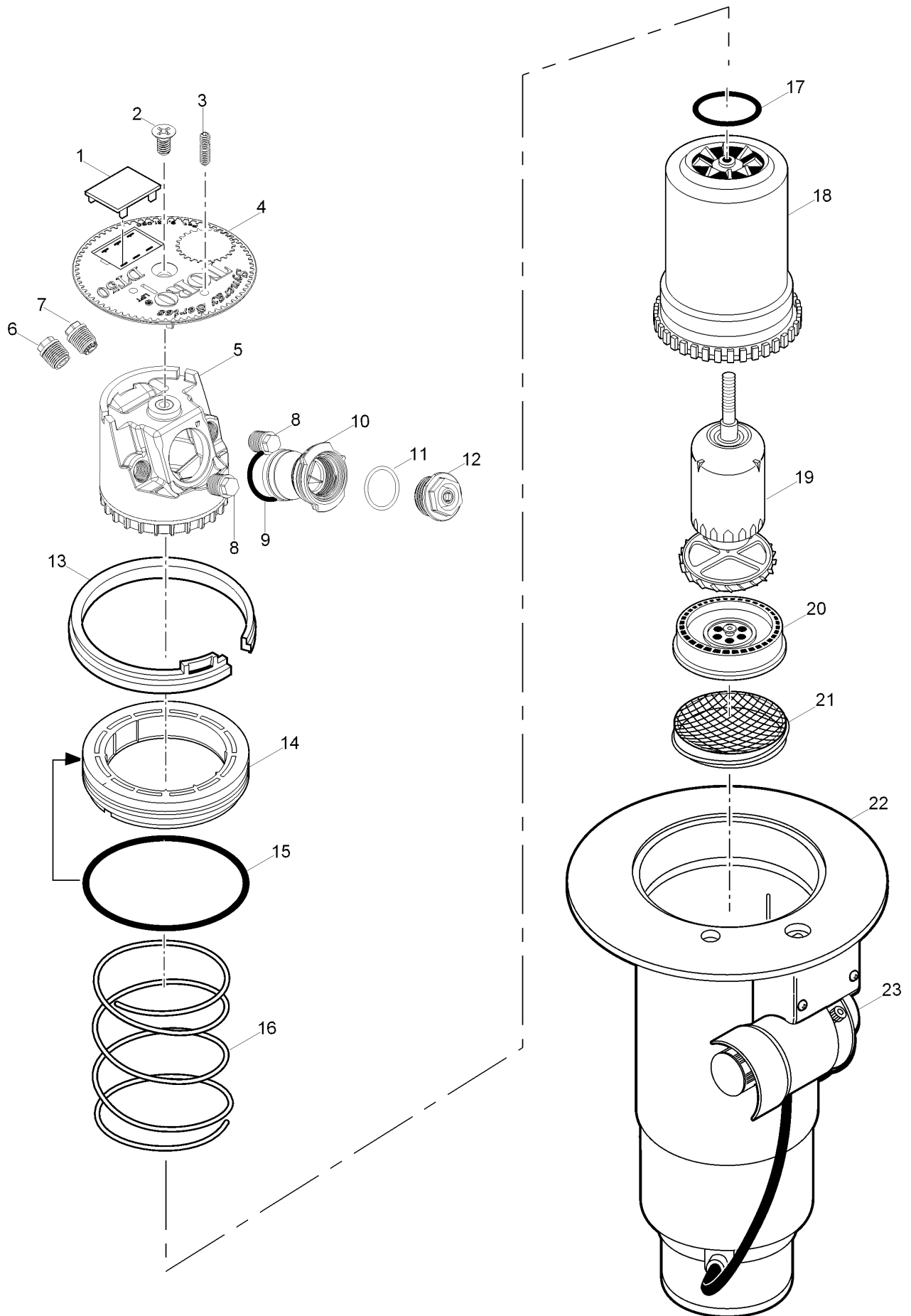
DT35B Series Sprinkler (continued)

<i>Ref.</i>	<i>Part Number</i>	<i>Qty.</i>	<i>Description</i>	<i>Ref.</i>	<i>Part Number</i>	<i>Qty.</i>	<i>Description</i>
1	363-4839	1	Radius Reduction Screw	16	102-6955	1	Nozzle, Main, #35, Green
2	102-6138	1	Screw, Cap, Black	16	102-6935	1	Nozzle, Main, #36, Gray
3	89-1589	1	Plug, Cap (Black)	16	102-6936	1	Nozzle, Main, #37, Black
4	102-4752	1	Cap, Dt Series	16	102-4260	1	Nozzle, Main, #58, Red
4	102-5588	1	Cap, Dt Series, Effluent	17	363-4236	1	Screw, Drive
5	89-1385	1	Snap Ring, Riser	18	102-4504	1	Drive Assy., 12-Pack
6	363-4102	1	O-Ring, Paraffin As-568 232	19	102-6929	1	Stator, Low Flow, High Velocity, Blue (Used W/ #0 Main Nozzle)
7	102-0134	1	Retainer, Seal	19	102-1939	1	Stator Assembly, Low Flow, Yellow (Used W/ #1-4 Main Nozzles)
8	102-0151	1	Spring, Return	19	102-1940	1	Stator Assembly, Medium Flow, White (Used W/ #5-8 Main Nozzles)
9	102-5730	1	Riser Assembly	20	102-5152	1	Screen, Riser, W/ Check Seal Holder
10	102-4335	2	Plug, Nozzle	21	102-7437	1	Seal, Check
11	102-5670	1	Nozzle Assy. Inner, Yellow W/ White Helical Restrictor (Used W/ #0-5 Mains)	22	102-7419	1	Body, Npt
11	102-6531	1	Nozzle Assy., Inner, Green W/ White Helical Restrictor (Used W/ #6-8 Mains)	22	102-7420	1	Body, Bsp
12	102-6942	1	Intermediate Nozzle Assy., Beige W/ Stream Straightener (Used W/ #0 Main)	22	102-7421	1	Body, Acme
12	102-5671	1	Intermediate Nozzle Assy., Brown W/ Stream Straightener (Used W/ #1 Main)	118-1491		1	Adapter, Main Nozzle ■◆
12	102-6884	1	Intermediate Nozzle, Yellow (Used W/ #2-4 Mains)	102-5672			Cap, Blank ■◆
12	102-6885	1	Intermediate Nozzle, Green (Used W/ #5-8 Mains)	102-5673			Cap, Blank, Effluent ■◆
13	102-5978	1	O-Ring, Nozzle Housing	YARDMARKYEL10			Yardage Marker, Yellow (10-Sheets Per Pack) ■◆
14	102-5597	1	Nozzle Housing Assy. (Includes Item 3)	YARDMARKLAV10			Yardage Marker, Lavender (For Non-Potable Water Applications) ■◆
15	363-4978	1	O-Ring, Main Nozzle	995-99			Nut Driver, 5/8" (For Main Nozzle) ▲◆
16	102-2208	1	Nozzle, Main, #30, Blank, White	995-105			Nut Driver, 5/16" (For Inner & Intermediate Nozzles And Plugs) ▲◆
16	102-6906	1	Nozzle, Main, #31, Yellow	995-83			Multi-Purpose Tool ●◆
16	102-0726	1	Nozzle, Main, #32, Blue	995-85			Riser Removal Tool ▲◆
16	102-6907	1	Nozzle, Main, #33, Brown	995-102		1	Riser Hold-Up Tool, Universal ▲◆
16	102-0728	1	Nozzle, Main, #34, Orange	118-0954		1	Riser Hold-Up Tool, Red ■◆

● Service Tool
▲ SERVICE TOOLS

■ SERVICE ITEMS
◆ Not illustrated

DT54 Series Sprinkler



DT54 Series Sprinkler (continued)

Ref.	Part Number	Qty.	Description	Ref.	Part Number	Qty.	Description
1	89-1589		Plug, Cap (Black)	20	102-1941		Stator Assembly, High-Flow, White (Used W/ #9 Main)
2	102-0362		Screw, Cap	21	102-1715		Screen, Riser
3	363-4839		Radius Reduction Screw	22			Body Assembly (See Separate Golf Body Assembly Section.) ♦
4	102-4753		Cap, Dt 54/55	23			Pilot Valve Assembly (See Separate Pilot Valve Assembly Section.) ♦
4	102-5589		Cap, Dt 54/55, Effluent		102-2208		Nozzle, Main, #30, Blank, White ●▲
5	102-5837		Nozzle Base Assembly		118-1491	1	Adapter, Main Nozzle ●▲
6	102-2925		Intermediate Nozzle, Blue (Used W/ #1 Main)		102-5674		Cap, Blank ●▲
6	102-2926		Intermediate Nozzle, Orange (Used W/ #2 Main)		102-5675		Cap, Blank, Effluent ●▲
6	102-2928		Intermediate Nozzle, Red (Used W/ #3 Main)		102-0950		Adapter, Conversion ●▲
6	102-2929		Intermediate Nozzle, Beige (Used W/ #4-5 Mains)		102-5011		Adapter, Conversion, 690 ●▲
6	102-6944		Intermediate Nozzle Assy., Red W/ Stream Straightener (Used W/ #6 Main)		YARDMARKYEL10		Yardage Marker, Yellow (10-Sheets Per Pack) ●▲
6	102-6945		Intermediate Nozzle Assy., Gray W/ Stream Straightener (Used W/ #7-9 Mains)		YARDMARKLAV10		Yardage Marker, Lavender (For Non-Potable Water Applications) ●▲
6	102-6883		Intermediate Nozzle, Brown (Used W/ #7-8 Mains, Front Position, Right Of Main)		DT54-5154		Conversion, Full Circle, W/ #51-54 Nozzles ●□▲
7	102-6937		Nozzle Assy. Inner, Yellow Nozzle W/ Yellow Helical Restrictor		DT54-5154E		Conversion, Full Circle, W/ #51-54 Nozzles And Effluent Cap ●□▲
8	102-4335		Plug, Nozzle		DT54-5558		Conversion, Full Circle, W/ #55-58 Nozzles ●□▲
9	102-5978		O-Ring, Nozzle Housing		DT54-5558E		Conversion, Full Circle, W/ #55-58 Nozzles And Effluent Cap ●□▲
10	102-5597		Nozzle Housing Assy. (Includes Item 9)		DT54-59		Conversion, Full Circle, W/ #59 Nozzle ●□▲
11	363-4978	1	O-Ring, Main Nozzle		DT54-59		Conversion, Full Circle, W/ #59 Nozzle ●□▲
12	102-0725		Nozzle, Main, #31, Yellow		995-09		Valve Removal Tool ■▲
12	102-7001		Nozzle, Main, #32, Blue		995-101		Valve Insertion Tool ■▲
12	102-0727		Nozzle, Main, #33, Brown		995-15		Selector Tool (Flag Key) ■▲
12	102-7002		Nozzle, Main, #34, Orange		995-99		Nut Driver, 5/8" (For Main Nozzle) ■▲
12	102-6908		Nozzle, Main, #35, Green		995-105		Nut Driver, 5/16" (For Inner & Intermediate Nozzles And Plugs) ■▲
12	102-0730		Nozzle, Main, #36, Gray		995-83		Multi-Purpose Tool ■▲
12	102-4261		Nozzle, Main, #37, Black		995-85		Riser Removal Tool ■▲
12	102-4260		Nozzle, Main, #58, Red		995-100		Valve Snap Ring Pliers With Screen Remover ■▲
12	102-4259		Nozzle, Main, #59, Beige		995-102	1	Riser Hold-Up Tool, Universal ■
13	35-6119		Snap Ring, Riser		118-0954	1	Riser Hold-Up Tool, Red ●▲
14	102-0136		Retainer, Seal, 1.5"				
15	363-4103		O-Ring, Body				
16	102-0151		Spring, Return				
17	363-4167		O-Ring, Nozzle Base				
18	102-0203		Riser				
19	102-4503		Drive Assembly, 12-Pack				
20	102-6929		Stator, Low Flow, High Velocity, Blue (Used W/ #1-4 Mains)				
20	102-1940		Stator Assembly, Medium Flow, White (Used W/ #5-8 Mains)				

● SERVICE ITEMS

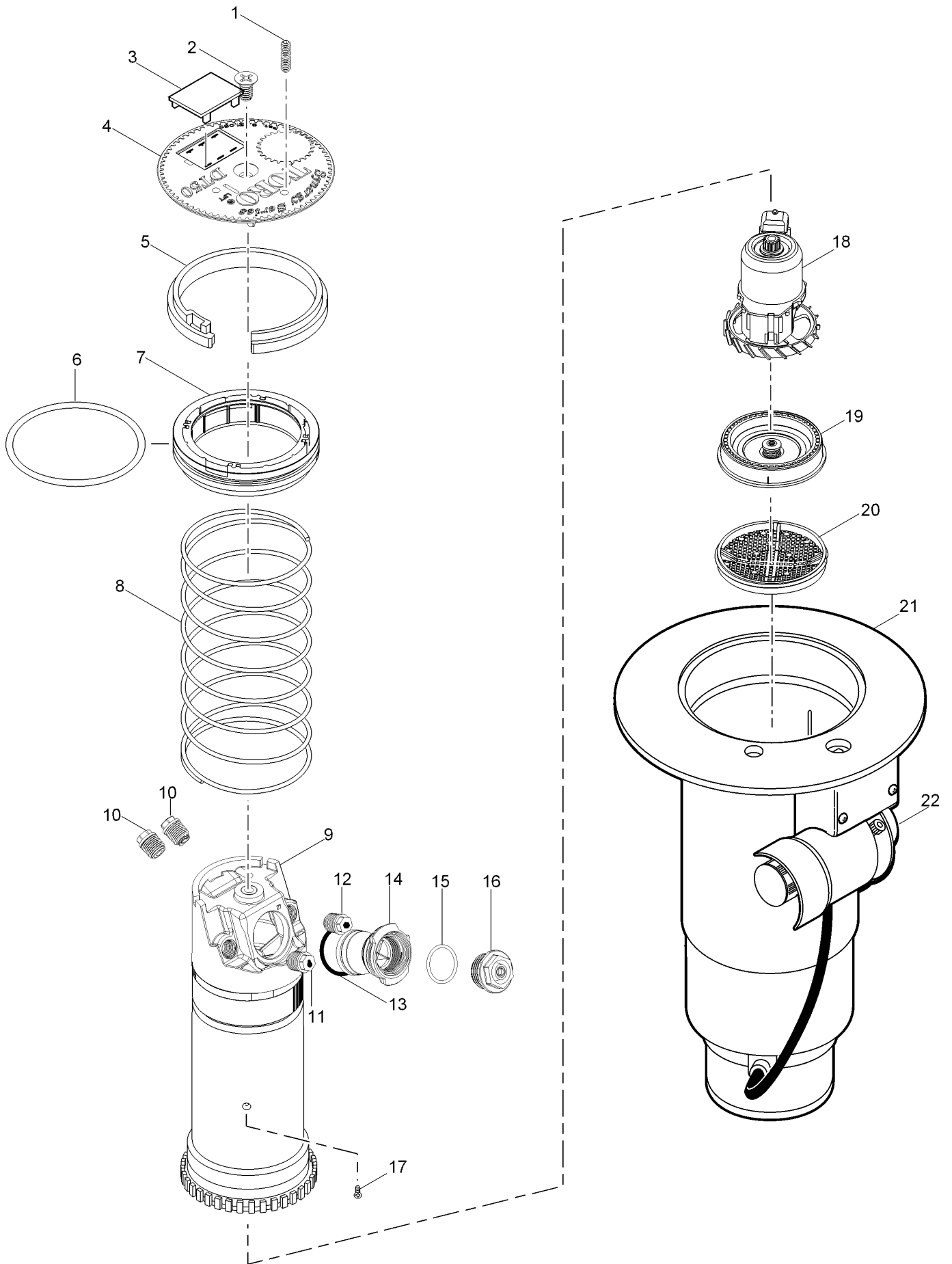
▲ Not illustrated

□ Order Through Finished Goods Distribution System - Minneapolis

■ SERVICE TOOLS

◆ Not serviced separately

DT55



DT55 (continued)

Ref.	Part Number	Qty.	Description	Ref.	Part Number	Qty.	Description
1	363-4839	1	Radius Reduction Screw		102-2208		Nozzle, Main, #30, Blank, White ●▲
2	102-6138	1	Screw, Cap, Black		118-1491	1	Adapter, Main Nozzle ●▲
3	89-1589	1	Plug, Cap (Black)		102-5674		Cap, Blank ●▲
4	102-4753	1	Cap, Dt 54/55		102-5675		Cap, Blank, Effluent ●▲
4	102-5589	1	Cap, Dt 54/55, Effluent		102-0950		Adapter, Conversion ●▲
5	35-6119	1	Snap Ring, Riser		102-5011		Adapter, Conversion, 690 ●▲
6	363-4103	1	O-Ring, Body		YARDMARKYEL10		Yardage Marker, Yellow (10-Sheets Per Pack) ●▲
7	102-0136	1	Retainer, Seal, 1.5"		YARDMARKLAV10		Yardage Marker, Lavender (For Non-Potable Water Applications) ●▲
8	102-0151	1	Spring, Return		DT55-5154		Conversion, Part & Full Circle, W/ #51-54 Nozzles ●▲□
9	102-5982	1	Riser Assembly		DT55-5154E		Conversion, Part & Full Circle, W/ #51-54 Nozzles And Effluent Cap ●▲□
10	102-4335	2	Plug, Nozzle		DT55-5154R		Conversion, Part & Full Circle, W/ #51-54 Nozzles For Ribless Bodies ●▲□
11	102-5670	1	Nozzle Assy. Inner, Yellow W/ White Helical Restrictor (Used W/ #1-5 Mains)		DT55-5154RE		Conversion, Part & Full Circle, W/ #51-54 Nozzles & Effluent Cap For Ribless Bodies ●▲□
11	102-6531	1	Nozzle Assy., Inner, Green W/ White Helical Restrictor (Used W/ #6-9 Mains)		DT55-5558		Conversion, Part & Full Circle, W/ #55-58 Nozzles ●▲□
12	102-6884	1	Intermediate Nozzle, Yellow (Used W/ #2-4 Mains)		DT55-5558E		Conversion, Part & Full Circle, W/ #55-58 Nozzles And Effluent Cap ●▲□
12	102-6885	1	Intermediate Nozzle, Green (Used W/ #5-9 Mains)		DT55-5558R		Conversion, Part & Full Circle, W/ #55-58 Nozzles For Ribless Bodies ●▲□
12	102-5671	1	Intermediate Nozzle Assy., Brown W/ Stream Straightener (Used W/ #1 Main)		DT55-5558RE		Conversion, Part & Full Circle, W/ #55-58 Nozzles & Effluent Cap For Ribless Bodies ●▲□
13	102-5978	1	O-Ring, Nozzle Housing		DT55-59		Conversion, Part & Full Circle, W/ #59 Nozzle ●▲□
14	102-5597	1	Nozzle Housing Assy. (Includes Item 13)		DT55-59E		Conversion, Part & Full Circle, W/ #59 Nozzle And Effluent Cap ●▲
15	363-4978	1	O-Ring, Main Nozzle		DT55-59R		Conversion, Part & Full Circle, W/ #59 Nozzle For Ribless Bodies ●▲□
16	102-6906	1	Nozzle, Main, #31, Yellow		DT55-59RE		Conversion, Part & Full Circle, W/ #59 Nozzle & Effluent Cap For Ribless Bodies ●▲□
16	102-0726	1	Nozzle, Main, #32, Blue		995-09		Valve Removal Tool ■▲
16	102-6907	1	Nozzle, Main, #33, Brown		995-101		Valve Insertion Tool ■▲
16	102-0728	1	Nozzle, Main, #34, Orange		995-15		Selector Tool (Flag Key) ■▲
16	102-6955	1	Nozzle, Main, #35, Green		995-99		Nut Driver, 5/8" (For Main Nozzle) ■▲
16	102-6935	1	Nozzle, Main, #36, Gray				
16	102-6936	1	Nozzle, Main, #37, Black				
16	102-6909	1	Nozzle, Main, #58, Red				
16	102-4259	1	Nozzle, Main, #59, Beige				
17	363-4236	1	Screw, Drive				
18	102-4504	1	Drive Assy., 12-Pack				
19	102-1939	1	Stator Assembly, Low Flow, Yellow (Used W/ #1-4 Mains)				
19	102-1940	1	Stator Assembly, Medium Flow, White (Used W/ #5-8 Mains)				
19	102-1941	1	Stator Assembly, High-Flow, White (Used W/ #9 Main)				
20	102-1715	1	Screen, Riser				
21		1	Body Assembly (See Golf Sprinkler Body Assembly Section) ◆				
22		1	Pilot Valve Assembly (See Pilot Valve Assembly Section) ◆				

● SERVICE ITEMS

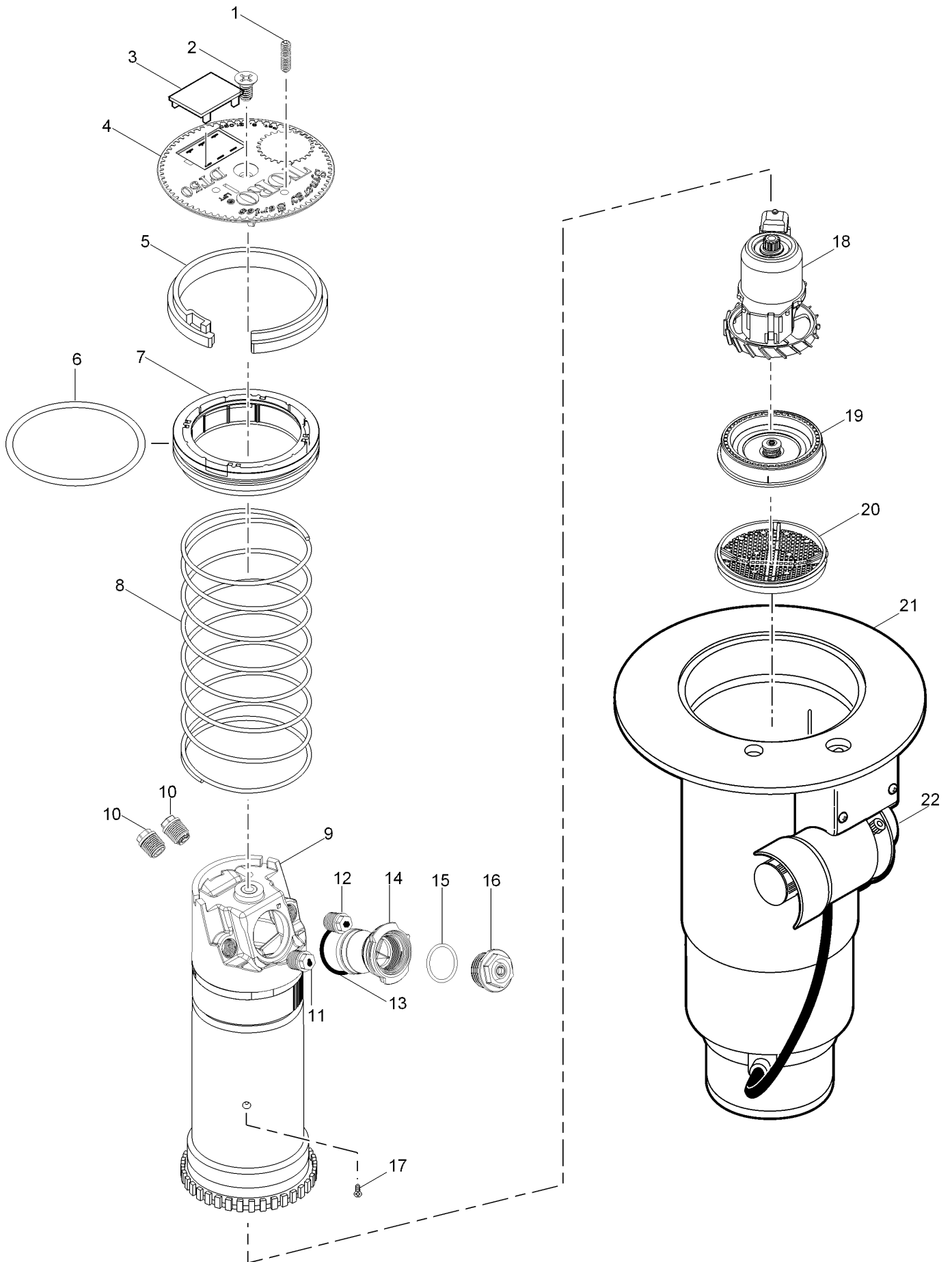
▲ Not illustrated

□ Order Through Finished Goods Distribution System - Minneapolis

■ SERVICE TOOLS

◆ Not serviced separately

DT55 (continued)



DT55 (continued)

● SERVICE ITEMS

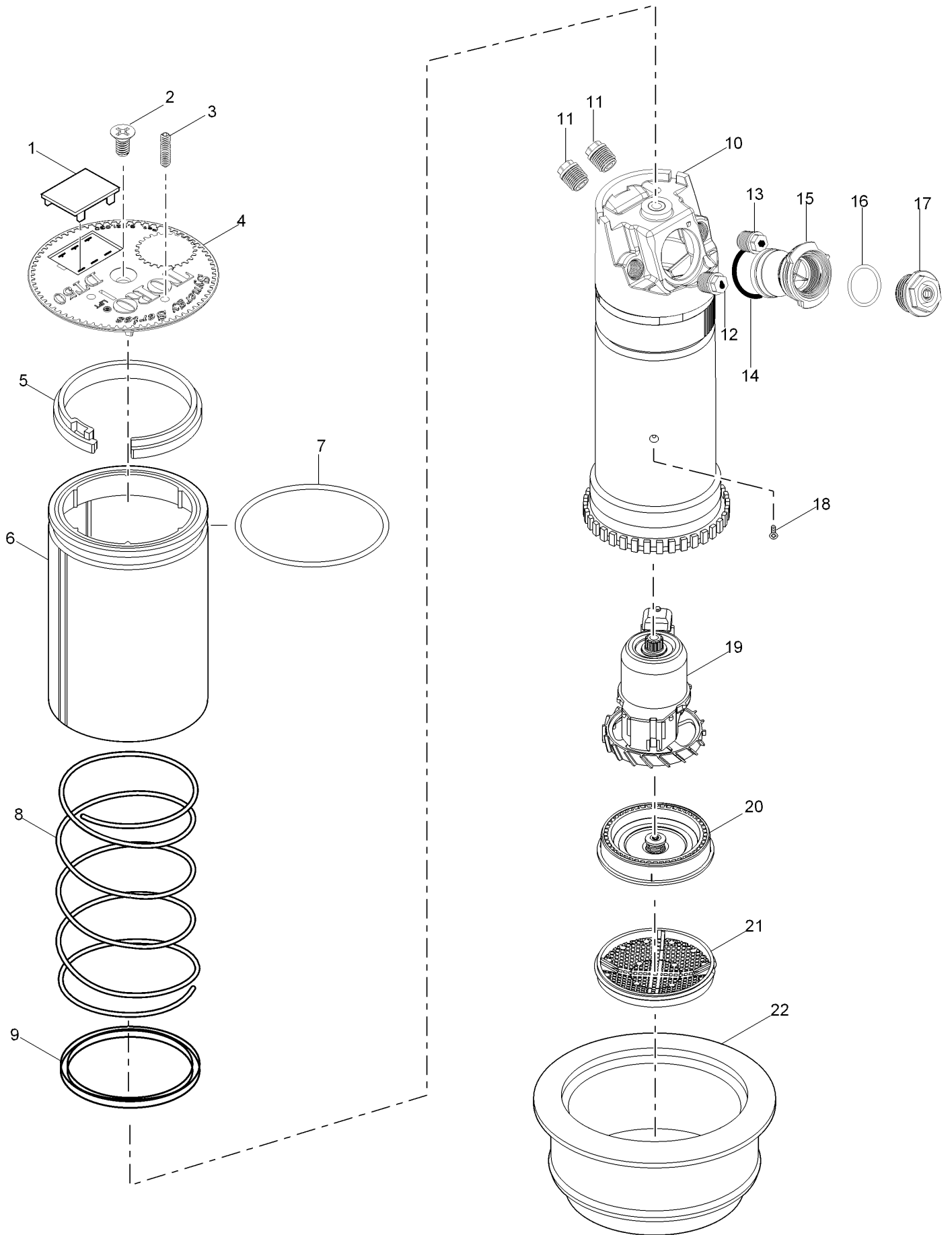
▲ Not illustrated

□ Order Through Finished Goods Distribution System - Minneapolis

■ SERVICE TOOLS

◆ Not serviced separately

DT55 Ribless Body Conversion



DT55 Ribless Body Conversion (continued)

<i>Ref.</i>	<i>Part Number</i>	<i>Qty.</i>	<i>Description</i>	<i>Ref.</i>	<i>Part Number</i>	<i>Qty.</i>	<i>Description</i>
1	89-1589	1	Plug, Cap (Black)	20	102-1941	1	Stator Assembly, High-Flow, White (Used W/ #9 Main)
2	102-6138	1	Screw, Cap, Black	21	102-1715	1	Screen, Riser
3	363-4839	1	Radius Reduction Screw	22	102-0950	1	Adapter, Conversion
4	102-4753	1	Cap, Dt 54/55		102-5674		Cap, Blank ●▲
4	102-5589	1	Cap, Dt 54/55, Effluent		102-5675		Cap, Blank, Effluent ●▲
5	35-6119	1	Snap Ring, Riser	118-1491	1	Adapter, Main Nozzle ●▲	
6	89-7568	1	Sleeve, Retainer, O-Ring, Conversion	YARDMARKYEL10		Yardage Marker, Yellow (10-Sheets Per Pack) ●▲	
7	363-4103	1	O-Ring, Body	YARDMARKLAV10		Yardage Marker, Lavender (For Non-Potable Water Applications) ●▲	
8	102-0151	1	Spring, Return	DT55-5154R		Conversion, Part & Full Circle, W/ #51-54 Nozzles For Ribless Bodies ●▲◆	
9	89-7569	1	Seal, Riser	DT55-5154RE		Conversion, Part & Full Circle, W/ #51-54 Nozzles & Effluent Cap For Ribless Bodies ●▲◆	
10	102-5730	1	Riser Assembly	DT55-5558R		Conversion, Part & Full Circle, W/ #55-58 Nozzles For Ribless Bodies ●▲◆	
11	102-4335	2	Plug, Nozzle	DT55-5558RE		Conversion, Part & Full Circle, W/ #55-58 Nozzles & Effluent Cap For Ribless Bodies ●▲◆	
12	102-5670	1	Nozzle Assy. Inner, Yellow W/ White Helical Restrictor (Used W/ #1-5 Mains)	DT55-59R		Conversion, Part & Full Circle, W/ #59 Nozzle For Ribless Bodies ●▲◆	
12	102-6531	1	Nozzle Assy., Inner, Green W/ White Helical Restrictor (Used W/ #6-9 Mains)	DT55-59RE		Conversion, Part & Full Circle, W/ #59 Nozzle & Effluent Cap For Ribless Bodies ●▲◆	
13	102-5671	1	Intermediate Nozzle Assy., Brown W/ Stream Straightener (Used W/ #1 Main)	995-09	1	Valve Removal Tool ■▲	
13	102-6884	1	Intermediate Nozzle, Yellow (Used W/ #2-4 Mains)	995-101	1	Valve Insertion Tool ■▲	
13	102-6885	1	Intermediate Nozzle, Green (Used W/ #5-9 Mains)	995-15		Selector Tool (Flag Key) ■▲	
14	102-5978	1	O-Ring, Nozzle Housing	995-99		Nut Driver, 5/8" (For Main Nozzle) ■▲	
15	102-5597	1	Nozzle Housing Assy. (Includes Item 14)	995-105		Nut Driver, 5/16" (For Inner & Intermediate Nozzles And Plugs) ■▲	
16	363-4978	1	O-Ring, Main Nozzle	995-83		Multi-Purpose Tool ■▲	
17	102-6906	1	Nozzle, Main, #31, Yellow	995-85		Riser Removal Tool ■▲	
17	102-0726	1	Nozzle, Main, #32, Blue	995-100		Valve Snap Ring Pliers With Screen Remover ■▲	
17	102-6907	1	Nozzle, Main, #33, Brown	995-102	1	Riser Hold-Up Tool, Universal ■▲	
17	102-0728	1	Nozzle, Main, #34, Orange	118-0954	1	Riser Hold-Up Tool, Red ●▲	
17	102-6955	1	Nozzle, Main, #35, Green				
17	102-6935	1	Nozzle, Main, #36, Gray				
17	102-6936	1	Nozzle, Main, #37, Black				
17	102-6909	1	Nozzle, Main, #58, Red				
17	102-4259	1	Nozzle, Main, #59, Beige				
18	363-4236	1	Screw, Drive				
19	102-4504	1	Drive Assy., 12-Pack				
20	102-1939	1	Stator Assembly, Low Flow, Yellow (Used W/ #1-4 Mains)				
20	102-1940	1	Stator Assembly, Medium Flow, White (Used W/ #5-8 Mains)				

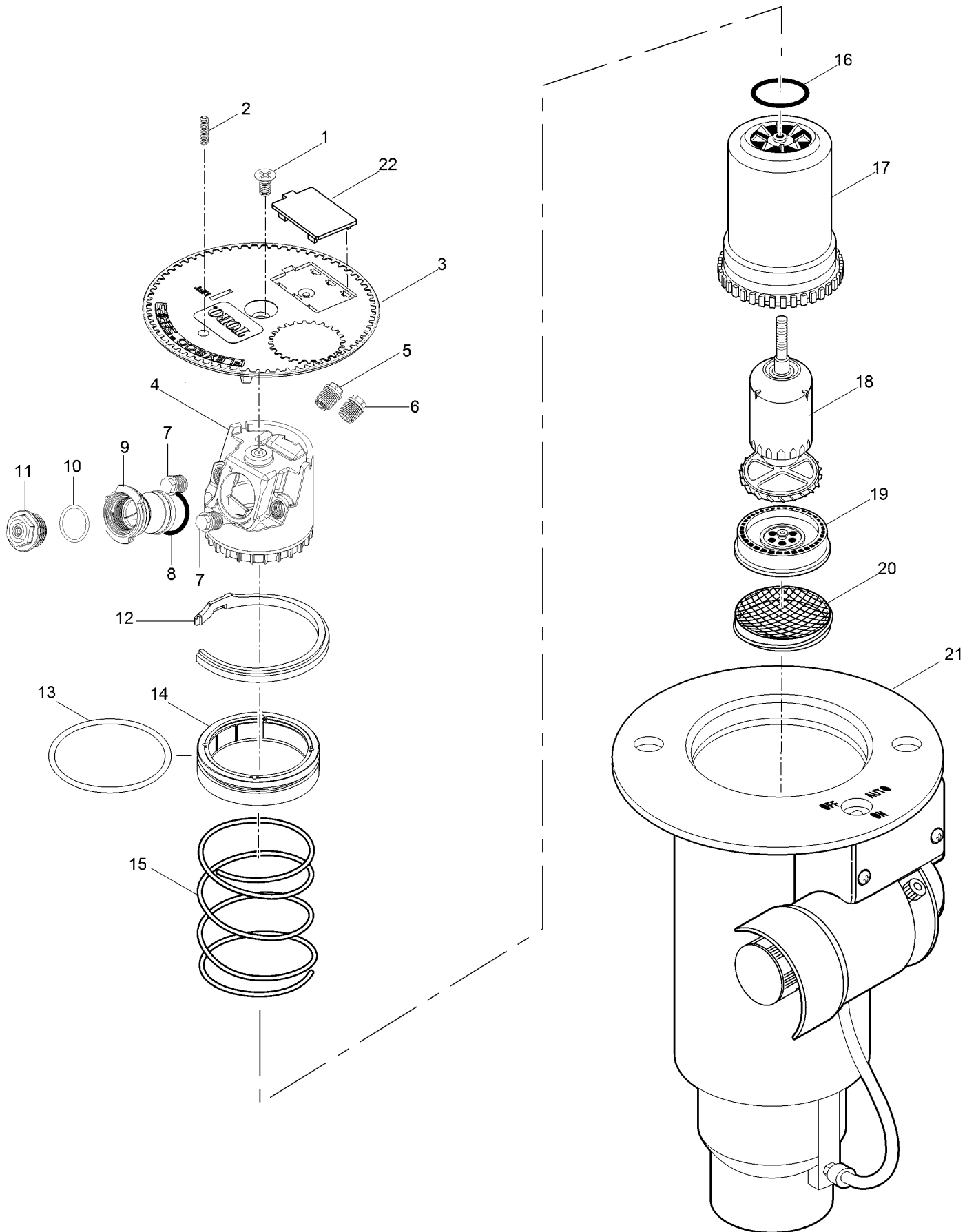
● SERVICE ITEMS

▲ Not illustrated

◆ Order Through Finished Goods Distribution System - Minneapolis

■ SERVICE TOOLS

FLX34 Series Golf Sprinkler w/ Dual Trajectory



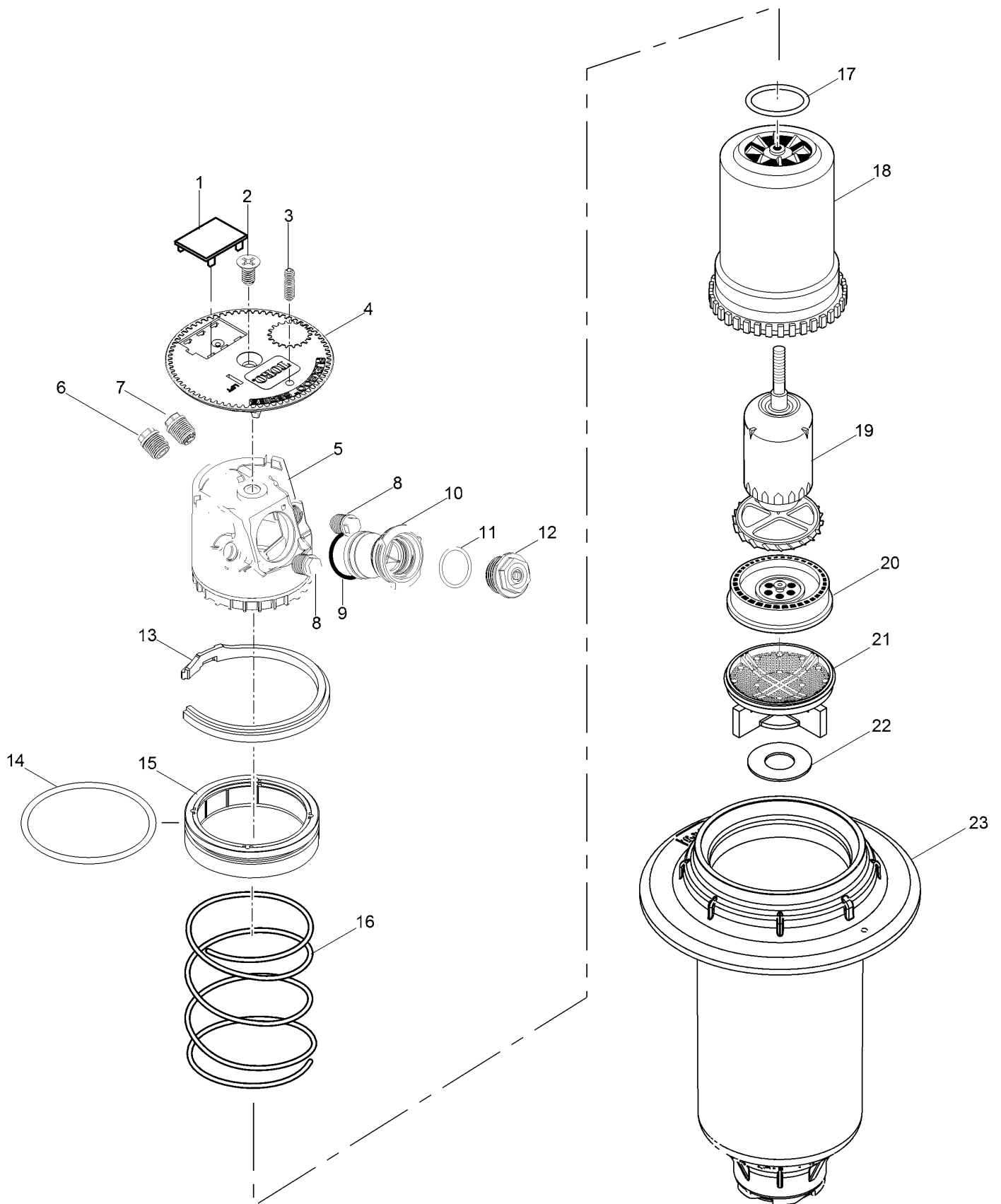
FLX34 Series Golf Sprinkler w/ Dual Trajectory (continued)

Ref.	Part Number	Qty.	Description	Ref.	Part Number	Qty.	Description
1	102-0362	1	Screw, Cap	12	89-1385	1	Snap Ring, Riser
2	363-4839	1	Radius Reduction Screw	13	363-4102	1	O-Ring, Paraffin As-568 232
3	118-6918	1	Cap, Flx34 (Black)	14	102-0134	1	Retainer, Seal
3	118-6919	1	Cap, Flx34, Effluent (Lavender)	15	102-0151	1	Spring, Return
4	102-5837	1	Nozzle Base Assembly	16	363-4167	1	O-Ring, Nozzle Base
5	102-2925	1	Intermediate Nozzle, Blue (Used With #31 Main Nozzle)	17	102-0202	1	Riser
5	102-2926	1	Intermediate Nozzle, Orange (Used With #32 Main Nozzle)	18	102-4503	1	Drive Assembly, 12-Pack
5	102-2928	1	Intermediate Nozzle, Red (Used With #33 Main Nozzle)	19	102-6929	1	Stator, Low Flow, High Velocity, Blue (Used With #31-34 Main Nozzles)
5	102-2929	1	Intermediate Nozzle, Beige (Used With #34 And #35 Main Nozzles)	19	102-1940	1	Stator Assembly, Medium Flow, White (Used With #35-37 Main Nozzles)
5	102-6944	1	Intermediate Nozzle Assy., Red W/ Stream Straightener (Used With #36 Main Nozzle)	20	102-1715	1	Screen, Riser
5	102-6945	1	Intermediate Nozzle Assy., Gray W/ Stream Straightener (Used With #37 Main Nozzle)	21		1	Body Assembly (See Golf Sprinkler Body Assembly Section) ▲
6	102-6937	1	Nozzle Assy. Inner, Yellow Nozzle W/ Yellow Helical Restrictor	22	89-1589	1	Plug, Cap (Black)
7	102-4335	2	Plug, Nozzle	22	118-1103	1	Plug, Cap (Lavender)
8	102-5978	1	O-Ring, Nozzle Housing		995-08	1	Valve Removal Tool ■●
9	102-5597	1	Nozzle Housing Assy.		995-76	1	Valve Insertion Tool ■●
10	363-4978	1	O-Ring, Main Nozzle		995-15	1	Selector Tool (Flag Key) ■●
11	102-0725	1	Nozzle, Main, #31, Yellow		995-99	1	Nut Driver, 5/8" (For Main Nozzle) ■●
11	102-7001	1	Nozzle, Main, #32, Blue		995-105	1	Nut Driver, 5/16" (For Inner & Intermediate Nozzles And Plugs) ■●
11	102-0727	1	Nozzle, Main, #33, Brown		995-83	1	Multi-Purpose Tool ■●
11	102-7002	1	Nozzle, Main, #34, Orange		995-85	1	Riser Removal Tool ■●
11	102-6908	1	Nozzle, Main, #35, Green		995-100	1	Valve Snap Ring Pliers With Screen Remover ■●
11	102-0730	1	Nozzle, Main, #36, Gray		995-102	1	Riser Hold-Up Tool, Universal ■●
11	102-4261	1	Nozzle, Main, #37, Black		118-0954	1	Riser Hold-Up Tool, Red ■●
					118-1521	1	Main Nozzle Adapter ●■
					995-82	1	Arc Adjustment Tool, 3/32 ■●
					102-5672	1	Cap, Blank ■●
					102-5673	1	Cap, Blank, Effluent ■●

● SERVICE ITEMS
▲ Not serviced separately

■ Not illustrated

FLX34B Series Sprinkler w/ Dual Trajectory



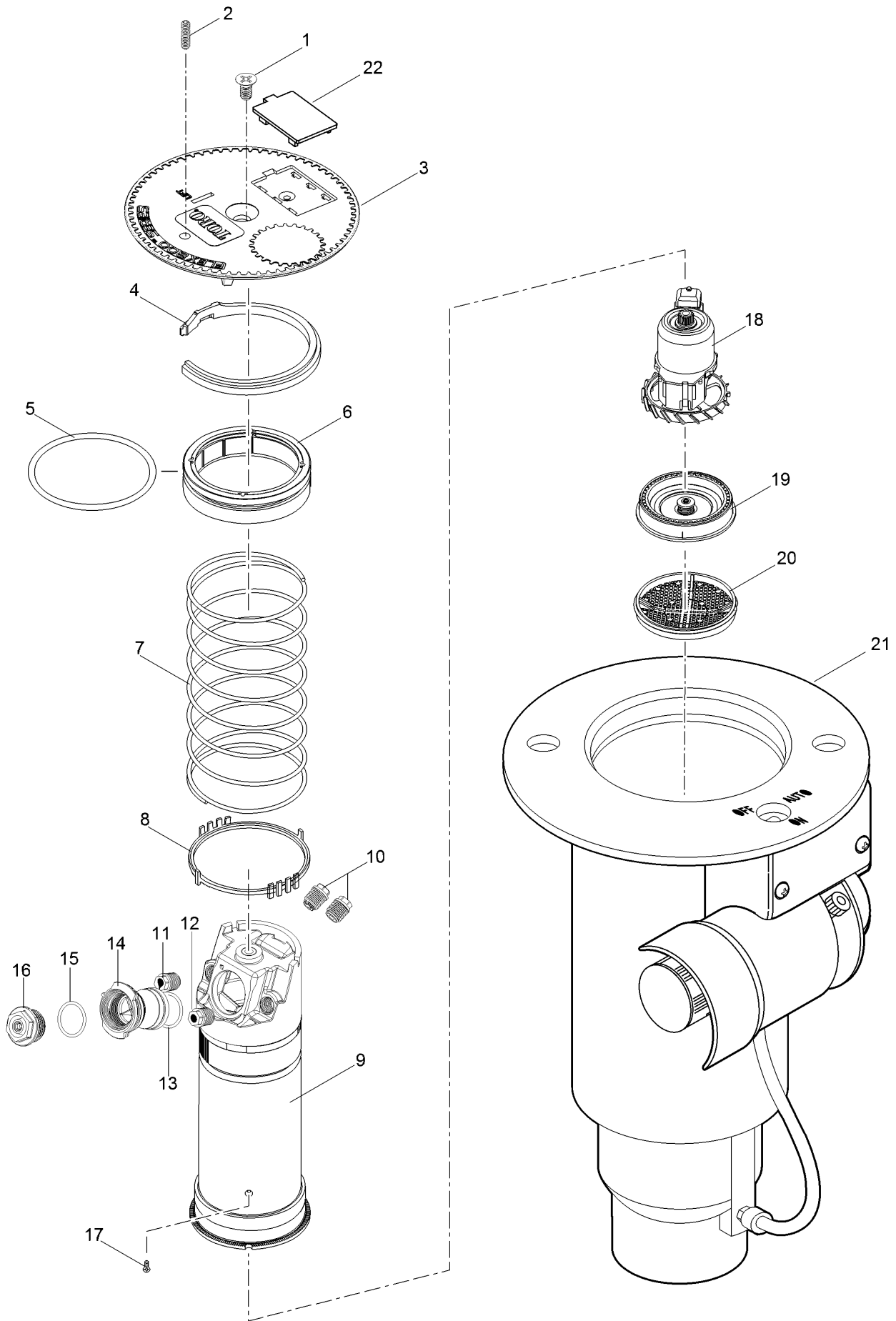
FLX34B Series Sprinkler w/ Dual Trajectory (continued)

<i>Ref.</i>	<i>Part Number</i>	<i>Qty.</i>	<i>Description</i>	<i>Ref.</i>	<i>Part Number</i>	<i>Qty.</i>	<i>Description</i>
1	89-1589	1	Plug, Cap (Black)	12	102-4260	1	Nozzle, Main, #38, Red
1	118-1103	1	Plug, Cap (Lavender)	13	89-1385	1	Snap Ring, Riser
2	102-0362	1	Screw, Cap	14	363-4102	1	O-Ring, Paraffin As-568 232
3	363-4839	1	Radius Reduction Screw	15	102-0134	1	Retainer, Seal
4	118-6918	1	Cap, Flx34B (Black)	16	102-0151	1	Spring, Return
4	118-6919	1	Cap, Flx34B, Effluent (Lavender)	17	363-4167	1	O-Ring, Nozzle Base
5	102-5837	1	Nozzle Base Assembly	18	102-0202	1	Riser
6	102-2925	1	Intermediate Nozzle, Blue (Used W/ #1 Main)	19	102-4503	1	Drive Assembly, 12-Pack
6	102-2926	1	Intermediate Nozzle, Orange (Used W/ #2 Main)	20	102-6929	1	Stator, Low Flow, High Velocity, Blue (Used W/ #1-4 Main Nozzles)
6	102-2928	1	Intermediate Nozzle, Red (Used W/ #3 Main)	20	102-1940	1	Stator Assembly, Medium Flow, White (Used W/ #5-8 Main Nozzles)
6	102-2929	1	Intermediate Nozzle, Beige (Used W/ #4 & 5 Mains)	21	102-5152	1	Screen, Riser, W/ Check Seal Holder
6	102-6944	1	Intermediate Nozzle Assy., Red W/ Stream Straightener (Used W/ #6 Main)	22	102-7437	1	Seal, Check
6	102-6945	1	Intermediate Nozzle Assy., Gray W/ Stream Straightener (Used With #7 & 8 Mains)	23	102-7419	1	Body, Npt
6	102-6883	1	Intermediate Nozzle, Brown (Used W/ #7 & 8 Main, Front Position On The Right Of Main)	23	102-7420	1	Body, Bsp
7	102-6937	1	Nozzle Assy. Inner, Yellow Nozzle W/ Yellow Helical Restrictor	23	102-7421	1	Body, Acme
8	102-4335	2	Plug, Nozzle		102-2208		Nozzle, Main, #30, Blank, White ●▲
9	102-5978	1	O-Ring, Nozzle Housing		118-1521	1	Main Nozzle Adapter ●▲
10	102-5597	1	Nozzle Housing Assy. (Includes Item 9)		102-5672		Cap, Blank ●▲
11	363-4978	1	O-Ring, Main Nozzle		102-5673		Cap, Blank, Effluent ●▲
12	102-0725	1	Nozzle, Main, #31, Yellow		YARDMARKYEL 1		Yardage Marker, Yellow (10-Sheets Per Pack) ●▲
12	102-7001	1	Nozzle, Main, #32, Blue		YARDMARKLAV 1		Yardage Marker, Lavender (For Non-Potable Water Applications) ●▲
12	102-0727	1	Nozzle, Main, #33, Brown		995-99		Nut Driver, 5/8" (For Main Nozzle) ■▲
12	102-7002	1	Nozzle, Main, #34, Orange		995-105		Nut Driver, 5/16" (For Inner & Intermediate Nozzles And Plugs) ■▲
12	102-6908	1	Nozzle, Main, #35, Green		995-83		Multi-Purpose Tool ■▲
12	102-0730	1	Nozzle, Main, #36, Gray		995-85		Riser Removal Tool ■▲
12	102-4261	1	Nozzle, Main, #37, Black		995-102	1	Riser Hold-Up Tool, Universal ■▲
					118-0954	1	Riser Hold-Up Tool, Red ●▲
					995-82	1	Arc Adjustment Tool, 3/32 ●▲

● SERVICE ITEMS
▲ Not illustrated

■ SERVICE TOOLS

FLX35 Series Golf Sprinkler w/ Dual Trajectory



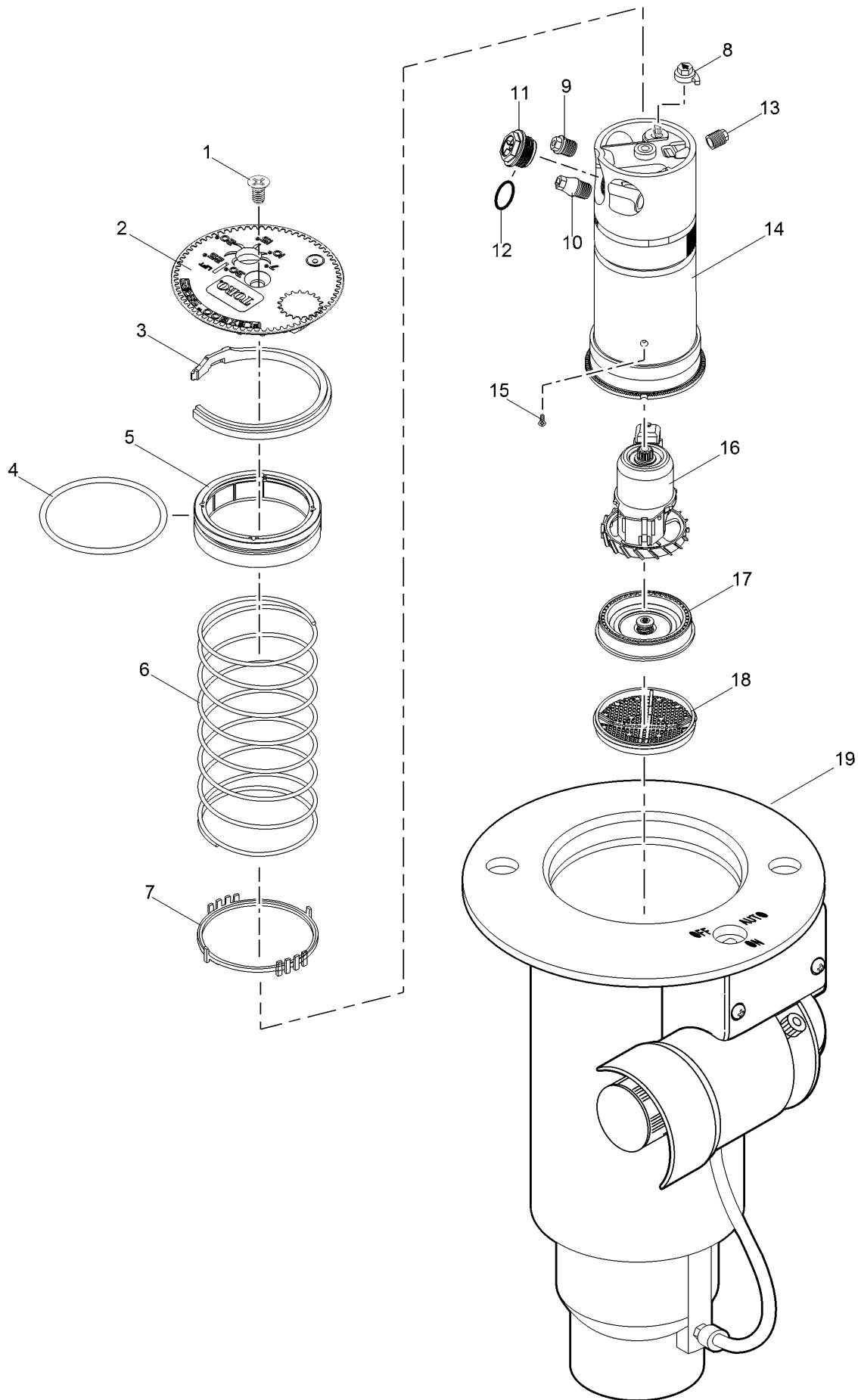
FLX35 Series Golf Sprinkler w/ Dual Trajectory (continued)

Ref.	Part Number	Qty.	Description	Ref.	Part Number	Qty.	Description
1	102-6138	1	Screw, Cap, Black	16	102-6907	1	Nozzle, Main, #33, Brown
2	363-4839	1	Radius Reduction Screw	16	102-0728	1	Nozzle, Main, #34, Orange
3	118-6918	1	Cap, Flx34 (Black)	16	102-6955	1	Nozzle, Main, #35, Green
3	118-6919	1	Cap, Flx34, Effluent (Lavender)	16	102-6935	1	Nozzle, Main, #36, Gray
4	89-1385	1	Snap Ring, Riser	16	102-6936	1	Nozzle, Main, #37, Black
5	363-4102	1	O-Ring, Paraffin As-568 232	16	118-1521	1	Main Nozzle Adapter
6	102-0134	1	Retainer, Seal	17	363-4236	1	Screw, Drive
7	102-0151	1	Spring, Return	18	102-4504	1	Drive Assy., 12-Pack
8	102-2619	1	Ratchet Ring, 1"	19	102-6929	1	Stator, Low Flow, High Velocity, Blue (Used With #30 Main Nozzle)
9	118-1079	1	Riser Assembly	19	102-1939	1	Stator Assembly, Low Flow, Yellow (Used With #31-34 Main Nozzles)
10	102-4335	2	Plug, Nozzle	19	102-1940	1	Stator Assembly, Medium Flow, White (Used With #35-37 Main Nozzles)
11	102-5670	1	Nozzle Assy. Inner, Yellow W/ White Helical Restrictor (Used With #30-35 Main Nozzles)	20	102-1715	1	Screen, Riser
11	102-6531	1	Nozzle Assy., Inner, Green W/ White Helical Restrictor (Used With #36-37 Main Nozzles)	21		1	Body Assembly (See Golf Body Assembly Section.) ▲
12	102-6942	1	Intermediate Nozzle Assy., Beige W/ Stream Straightener (Used With #30 Main Nozzle)	22	89-1589	1	Plug, Cap (Black)
12	102-5671	1	Intermediate Nozzle Assy., Brown W/ Stream Straightener (Used With #31 Main Nozzle)	22	118-1103	1	Plug, Cap (Lavender)
12	102-6884	1	Intermediate Nozzle, Yellow (Used With #32-34 Main Nozzles)		995-08	1	Valve Removal Tool ■●
12	102-6885	1	Intermediate Nozzle, Green (Used With #35-37 Main Nozzles)		995-76	1	Valve Insertion Tool ■●
13	102-5978	1	O-Ring, Nozzle Housing		995-15	1	Selector Tool (Flag Key) ■●
14	102-5597	1	Nozzle Housing Assy.		995-99	1	Nut Driver, 5/8" (For Main Nozzle) ■●
15	363-4978	1	O-Ring, Main Nozzle		995-105	1	Nut Driver, 5/16" (For Inner & Intermediate Nozzles And Plugs) ■●
16	102-2208	1	Nozzle, Main, #30, Blank, White		995-83	1	Multi-Purpose Tool ■●
16	102-6906	1	Nozzle, Main, #31, Yellow		995-85	1	Riser Removal Tool ■●
16	102-0726	1	Nozzle, Main, #32, Blue		995-100	1	Valve Snap Ring Pliers With Screen Remover ■●
					995-102	1	Riser Hold-Up Tool, Universal ■●
					118-0954	1	Riser Hold-Up Tool, Red ■●
					102-5672	1	Cap, Blank ■●
					102-5673	1	Cap, Blank, Effluent ■●
					995-82	1	Arc Adjustment Tool, 3/32" ■●

● SERVICE ITEMS
▲ Not serviced separately

■ Not illustrated

FLX35-6 Series Golf Sprinkler w/ 24-Pos TruJectory



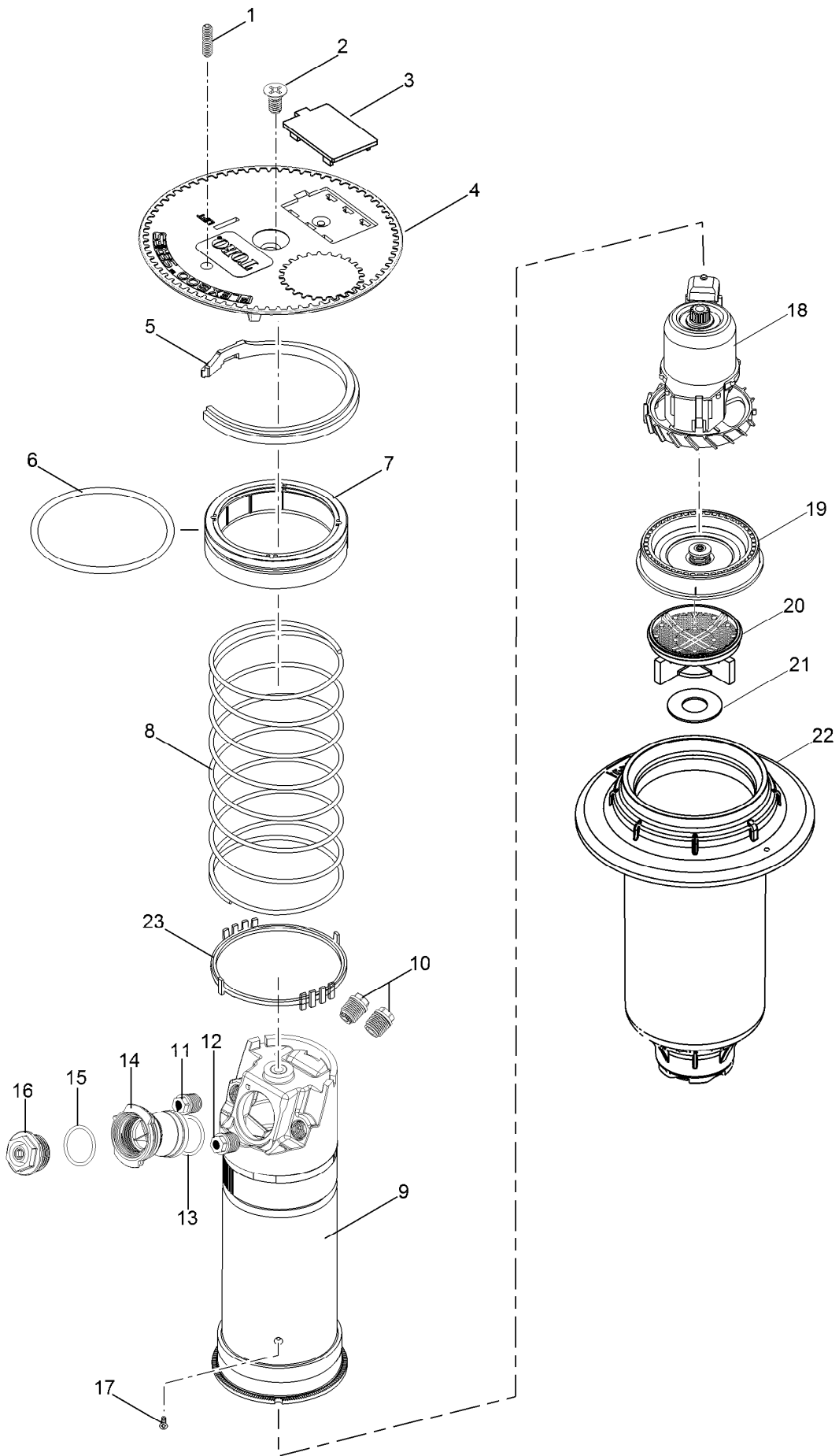
FLX35-6 Series Golf Sprinkler w/ 24-Pos TruJectory (continued)

<i>Ref.</i>	<i>Part Number</i>	<i>Qty.</i>	<i>Description</i>	<i>Ref.</i>	<i>Part Number</i>	<i>Qty.</i>	<i>Description</i>
1	102-6138	1	Screw, Cap, Black	15	363-4236	1	Screw, Drive
2	118-6920	1	Cap, Black	16	102-4504	1	Drive Assy., 12-Pack
2	118-6921	1	Cap, Effluent	17	102-6929	1	Stator, Low Flow, High Velocity, Blue (Used With #30 Main Nozzle And Nozzle Adapter)
3	89-1385	1	Snap Ring, Riser				
4	363-4102	1	O-Ring, Paraffin As-568 232	17	102-1939	1	Stator Assembly, Low Flow, Yellow (Used With #31-34 Main Nozzles)
5	102-0134	1	Retainer, Seal				
6	102-0151	1	Spring, Return	17	102-1940	1	Stator Assembly, Medium Flow, White (Used With #35-37 Main Nozzles)
7	102-2619	1	Ratchet Ring, 1"				
8	102-5971	1	Trajectory Adjuster	18	102-1715	1	Screen, Riser
9	102-2925	1	Intermediate Nozzle, Blue (Used With #30, #31, #35 And #36 Main Nozzles)	19		1	Body Assembly (See Golf Body Assembly Section.) ▲
9	102-2926	1	Intermediate Nozzle, Orange (Used With #33, #34 And #37 Main Nozzles)				
9	102-2928	1	Intermediate Nozzle, Red (Used With #32 Main Nozzle)	995-08		1	Valve Removal Tool ■●
10	102-2910	1	Nozzle Assembly, Inner	995-76		1	Valve Insertion Tool ■●
11	102-2208	1	Nozzle, Main, #30, Blank, White	995-15		1	Selector Tool (Flag Key) ■●
11	102-4587	1	Nozzle, Main, #31, Yellow	995-99		1	Nut Driver, 5/8" (For Main Nozzle) ■●
11	102-4588	1	Nozzle, Main, #32, Blue	995-105		1	Nut Driver, 5/16" (For Inner & Intermediate Nozzles And Plugs) ■●
11	102-4589	1	Nozzle, Main, #33, Brown	995-83		1	Multi-Purpose Tool ■●
11	102-0728	1	Nozzle, Main, #34, Orange	995-85		1	Riser Removal Tool ■●
11	102-0729	1	Nozzle, Main, #35, Green	995-100		1	Valve Snap Ring Pliers With Screen Remover ■●
11	102-0730	1	Nozzle, Main, #36, Gray	995-102		1	Riser Hold-Up Tool, Universal ■●
11	102-4261	1	Nozzle, Main, #37, Black				
11	118-1521	1	Main Nozzle Adapter	118-0954		1	Riser Hold-Up Tool, Red ■●
12	363-4978	1	O-Ring, Main Nozzle	102-2494		1	Cap, Blank ■●
13	102-4335	1	Plug, Nozzle	102-2495		1	Cap, Blank, Effluent ■●
14	102-2892	1	Riser Assembly				

● SERVICE ITEMS
▲ Not serviced separately

■ Not illustrated

FLX35B Series Sprinkler w/ Dual Trajectory



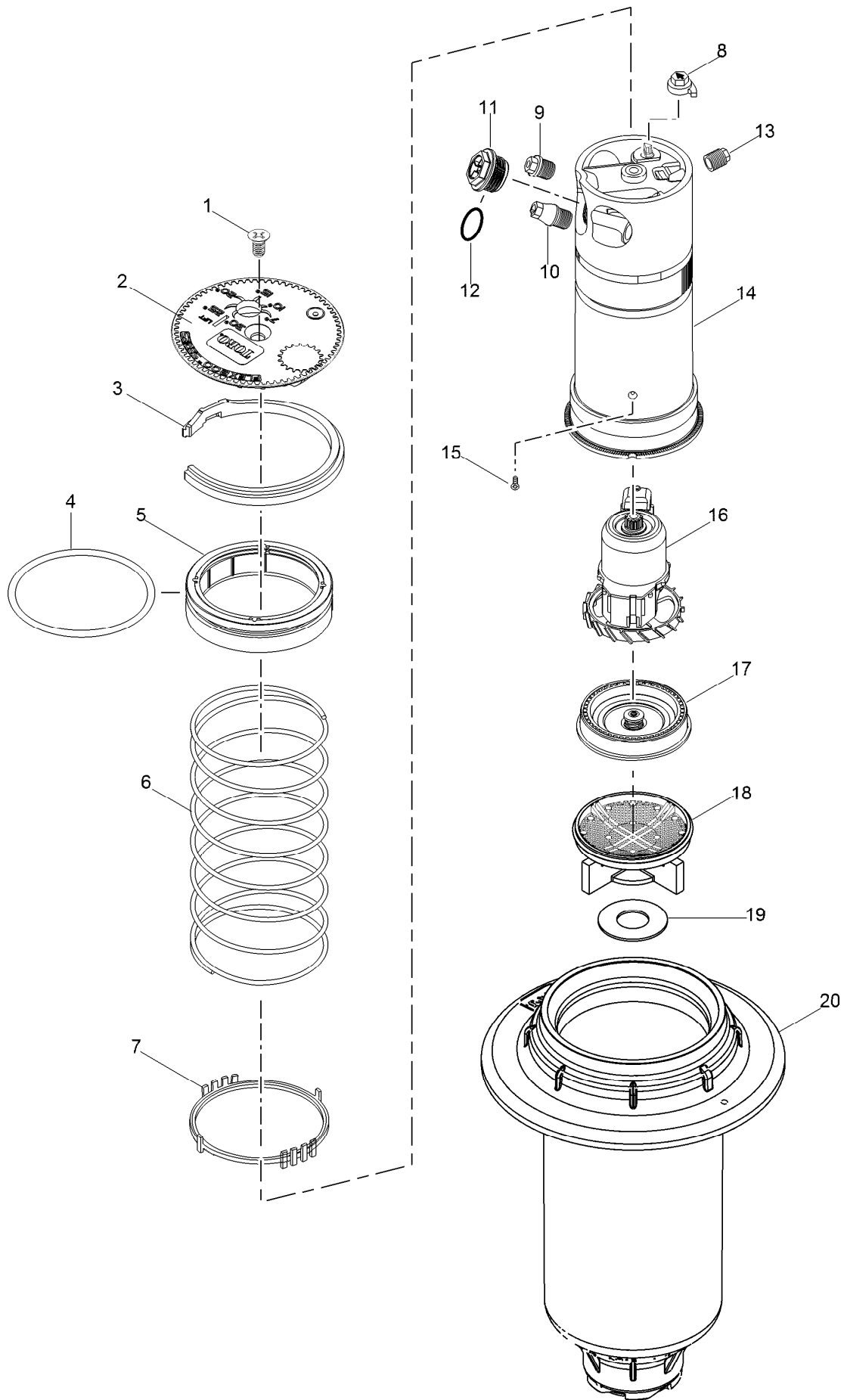
FLX35B Series Sprinkler w/ Dual Trajectory (continued)

<i>Ref.</i>	<i>Part Number</i>	<i>Qty.</i>	<i>Description</i>	<i>Ref.</i>	<i>Part Number</i>	<i>Qty.</i>	<i>Description</i>
1	363-4839	1	Radius Reduction Screw	16	102-6935	1	Nozzle, Main, #36, Gray
2	102-6138	1	Screw, Cap, Black	16	102-6936	1	Nozzle, Main, #37, Black
3	89-1589	1	Plug, Cap (Black)	16	102-4260	1	Nozzle, Main, #38, Red
3	118-1103	1	Plug, Cap (Lavender)	16	118-1521	1	Main Nozzle Adapter
4	118-6918	1	Cap, Flx35B	17	363-4236	1	Screw, Drive
4	118-6919	1	Cap, Flx35B, Effluent	18	102-4504	1	Drive Assy., 12-Pack
5	89-1385	1	Snap Ring, Riser	19	102-6929	1	Stator, Low Flow, High Velocity, Blue (Used W/ #0 Main Nozzle)
6	363-4102	1	O-Ring, Paraffin As-568 232	19	102-1939	1	Stator Assembly, Low Flow, Yellow (Used W/ #1-4 Main Nozzles)
7	102-0134	1	Retainer, Seal	19	102-1940	1	Stator Assembly, Medium Flow, White (Used W/ #5-8 Main Nozzles)
8	102-0151	1	Spring, Return	20	102-5152	1	Screen, Riser, W/ Check Seal Holder
9	118-1709	1	Riser Assembly	21	102-7437	1	Seal, Check
10	102-4335	2	Plug, Nozzle	22	102-7419	1	Body, Npt
11	102-5670	1	Nozzle Assy. Inner, Yellow W/ White Helical Restrictor (Used W/ #0-5 Mains)	22	102-7420	1	Body, Bsp
11	102-6531	1	Nozzle Assy., Inner, Green W/ White Helical Restrictor (Used W/ #6-8 Mains)	22	102-7421	1	Body, Acme
12	102-6942	1	Intermediate Nozzle Assy., Beige W/ Stream Straightener (Used W/ #0 Main)	23	102-2619	1	Ratchet Ring, 1
12	102-5671	1	Intermediate Nozzle Assy., Brown W/ Stream Straightener (Used W/ #1 Main)		102-5672		Cap, Blank ■◆
12	102-6884	1	Intermediate Nozzle, Yellow (Used W/ #2-4 Mains)		102-5673		Cap, Blank, Effluent ■◆
12	102-6885	1	Intermediate Nozzle, Green (Used W/ #5-8 Mains)		YARDMARKYEL 1		Yardage Marker, Yellow (10-Sheets Per Pack) ■◆
13	102-5978	1	O-Ring, Nozzle Housing		YARDMARKLAV 1		Yardage Marker, Lavender (For Non-Potable Water Applications) ■◆
14	102-5597	1	Nozzle Housing Assy. (Includes Item 3)		995-99		Nut Driver, 5/8" (For Main Nozzle) ▲◆
15	363-4978	1	O-Ring, Main Nozzle		995-105		Nut Driver, 5/16" (For Inner & Intermediate Nozzles And Plugs) ▲◆
16	102-2208	1	Nozzle, Main, #30, Blank, White		995-83		Multi-Purpose Tool ●◆
16	102-6906	1	Nozzle, Main, #31, Yellow		995-85		Riser Removal Tool ▲◆
16	102-0726	1	Nozzle, Main, #32, Blue		995-102	1	Riser Hold-Up Tool, Universal ▲◆
16	102-6907	1	Nozzle, Main, #33, Brown		118-0954	1	Riser Hold-Up Tool, Red ■◆
16	102-0728	1	Nozzle, Main, #34, Orange		995-82	1	Arc Adjustment Tool, 3/32 ■◆
16	102-6955	1	Nozzle, Main, #35, Green				◆

● Service Tool
▲ SERVICE TOOLS

■ SERVICE ITEMS
◆ Not illustrated

FLX35-6B Series Sprinkler w/ 24-Pos TruJectory



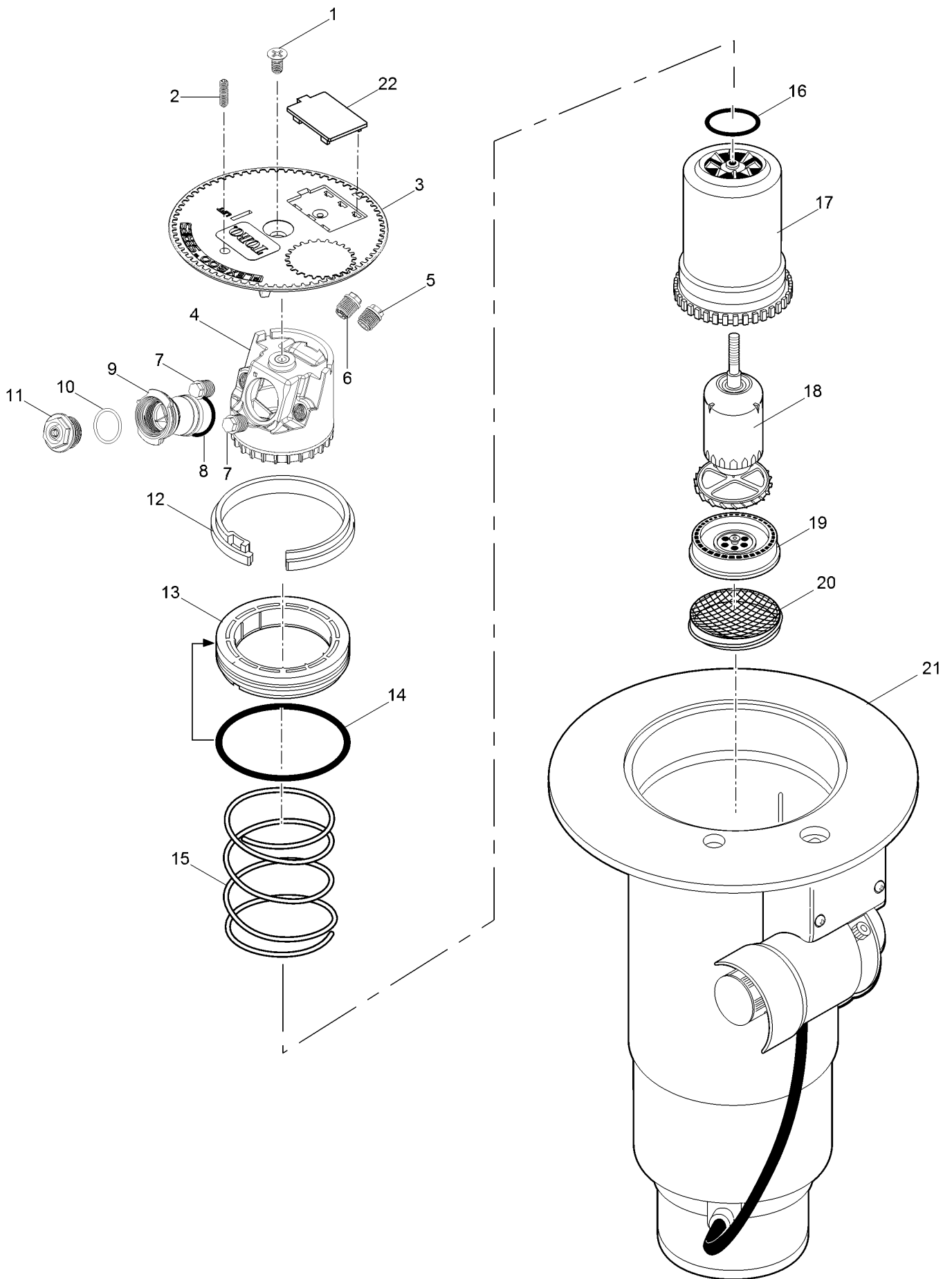
FLX35-6B Series Sprinkler w/ 24-Pos TruJectory (continued)

Ref.	Part Number	Qty.	Description	Ref.	Part Number	Qty.	Description
1	102-6138	1	Screw, Cap, Black	16	102-4504	1	Drive Assy., 12-Pack
2	118-6920	1	Cap, Black	17	102-6929	1	Stator, Low Flow, High Velocity, Blue ((Use W/ #0 Main)
2	118-6921	1	Cap, Effluent				
3	89-1385	1	Snap Ring, Riser	17	102-1939	1	Stator Assembly, Low Flow, Yellow (Use W/ #31-#34 Mains)
4	363-4102	1	O-Ring, Paraffin As-568 232				
5	102-0134	1	Retainer, Seal	17	102-1940	1	Stator Assembly, Medium Flow, White (Use W/ #35-#38 Mains)
6	102-0151	1	Spring, Return				
7	102-2619	1	Ratchet Ring, 1"	18	102-5152	1	Screen, Riser, W/ Check Seal Holder
8	102-5971	1	Trajectory Adjuster	19	102-7437	1	Seal, Check
9	102-2925	1	Intermediate Nozzle, Blue (Use W/ #1, #5, #6 & #8 Mains)	20	102-7419	1	Body, Npt
9	102-2926	1	Intermediate Nozzle, Orange (Use W/ #3, #4 & #7 Mains)	20	102-7420	1	Body, Bsp
9	102-2928	1	Intermediate Nozzle, Red (Use W/ #2 Main)	20	102-7421	1	Body, Acme
10	102-2910	1	Nozzle Assembly, Inner		102-2041		Restrictor, Yellow, Inner Nozzle ●▲
11	102-2208	1	Nozzle, Main, #30, Blank, White		102-4337	1	Stream Straightener, Intermediate Nozzle ●▲
11	102-4587	1	Nozzle, Main, #31, Yellow				
11	102-4588	1	Nozzle, Main, #32, Blue		102-2494		Cap, Blank ●▲
11	102-4589	1	Nozzle, Main, #33, Brown		102-2495		Cap, Blank, Effluent ●▲
11	102-0728	1	Nozzle, Main, #34, Orange		995-83		Multi-Purpose Tool ■▲
11	102-0729	1	Nozzle, Main, #35, Green		995-85		Riser Removal Tool ■▲
11	102-0730	1	Nozzle, Main, #36, Gray		995-99		Nut Driver, 5/8" (For Main Nozzle) ■▲
11	102-4261	1	Nozzle, Main, #37, Black				
11	102-4260	1	Nozzle, Main, #38, Red		995-105		Nut Driver, 5/16" (For Inner & Intermediate Nozzles And Plugs) ■▲
11	118-1521	1	Main Nozzle Adapter				
12	363-4978	1	O-Ring, Main Nozzle		995-102		Riser Hold-Up Tool, Universal ■▲
13	102-4335	1	Plug, Nozzle				
14	102-2892	1	Riser Assembly		118-0954	1	Riser Hold-Up Tool, Red ■▲
15	363-4236	1	Screw, Drive				

● SERVICE ITEMS
▲ Not illustrated

■ SERVICE TOOLS

FLX54 Series Golf Sprinkler w/ Dual Trajectory



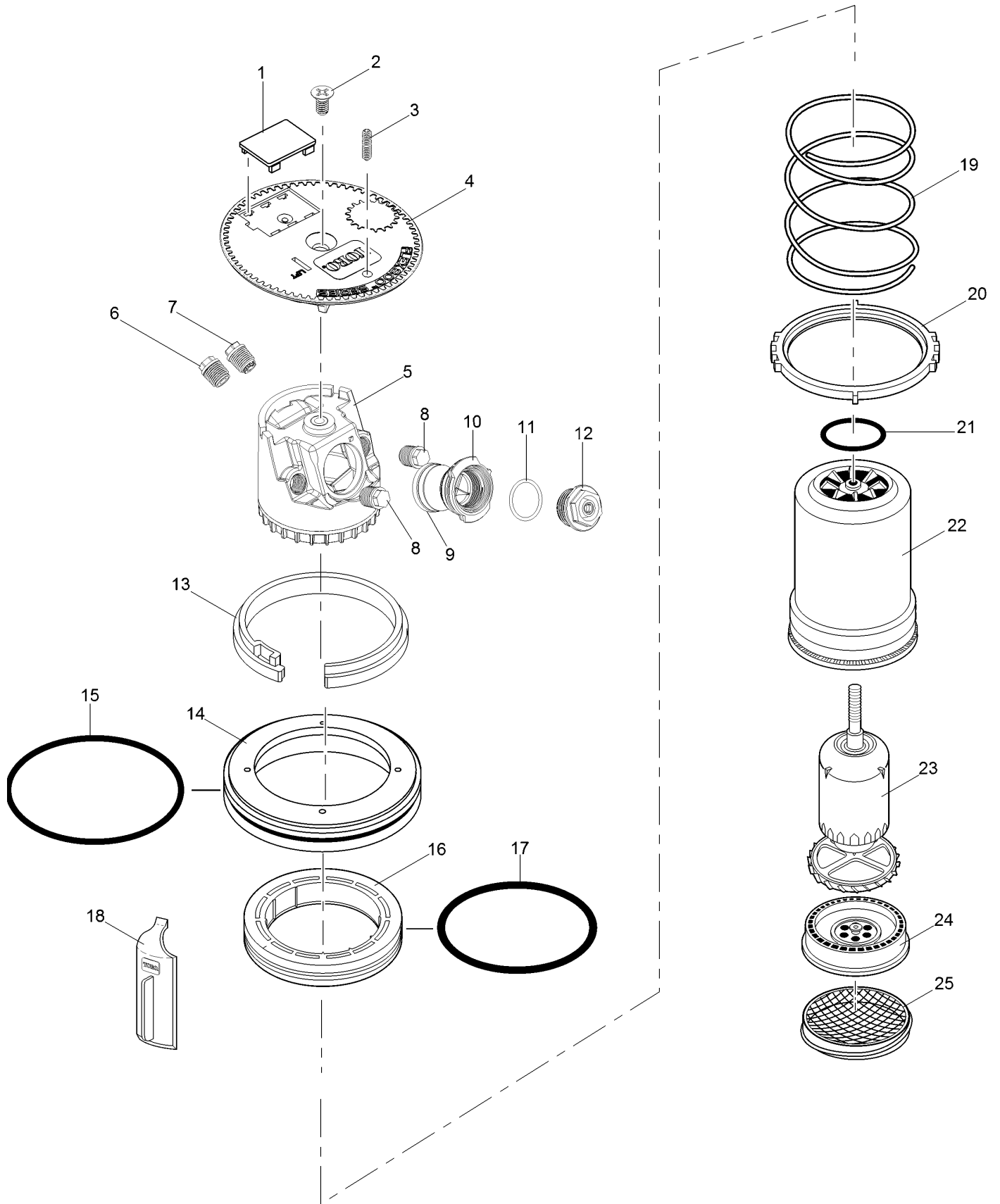
FLX54 Series Golf Sprinkler w/ Dual Trajectory (continued)

Ref.	Part Number	Qty.	Description	Ref.	Part Number	Qty.	Description
1	102-0362	1	Screw, Cap	11	102-4259	1	Nozzle, Main, #59, Beige
2	363-4839	1	Radius Reduction Screw	12	35-6119	1	Snap Ring, Riser
3	118-6922	1	Cap, Black	13	102-0136	1	Retainer, Seal, 1.5"
3	118-6923	1	Cap, Effluent	14	363-4103	1	O-Ring, Body
4	102-5837	1	Nozzle Base Assembly	15	102-0151	1	Spring, Return
5	102-2925	1	Intermediate Nozzle, Blue (Used With #51 Main Nozzle)	16	363-4167	1	O-Ring, Nozzle Base
5	102-2926	1	Intermediate Nozzle, Orange (Used With #52 Main Nozzle)	17	102-0202	1	Riser
5	102-2928	1	Intermediate Nozzle, Red (Used With #53 Main Nozzle)	18	102-4503	1	Drive Assembly, 12-Pack
5	102-2929	1	Intermediate Nozzle, Beige (Used With #54 And #55 Main Nozzles)	19	102-6929	1	Stator, Low Flow, High Velocity, Blue (Used With #51-54 Main Nozzles)
5	102-6944	1	Intermediate Nozzle Assy., Red W/ Stream Straightener (Used With #56 Main Nozzles)	19	102-1940	1	Stator Assembly, Medium Flow, White (Use With #55-58 Main Nozzles)
5	102-6945	1	Intermediate Nozzle Assy., Gray W/ Stream Straightener (Used With #57-59 Main Nozzles)	19	102-1941	1	Stator Assembly, High-Flow, White (Used With #59 Main Nozzle)
5	102-6883	1	Intermediate Nozzle, Brown (Used With #57 And #58 Main Nozzles, Front)	20	102-1715	1	Screen, Riser
6	102-6937	1	Nozzle Assy. Inner, Yellow Nozzle W/ Yellow Helical Restrictor	21		1	Body Assembly (See Golf Sprinkler Body Assembly Section) ▲
7	102-4335	2	Plug, Nozzle	22	89-1589	1	Plug, Cap (Black)
8	102-5978	1	O-Ring, Nozzle Housing	22	118-1103	1	Plug, Cap (Lavender)
9	102-5597	1	Nozzle Housing Assy.		118-1521	1	Main Nozzle Adapter ■●
10	363-4978	1	O-Ring, Main Nozzle		995-09	1	Valve Removal Tool ■●
11	102-0725	1	Nozzle, Main, #51, Yellow		995-101	1	Valve Insertion Tool ■●
11	102-7001	1	Nozzle, Main, #52, Blue		995-15	1	Selector Tool (Flag Key) ■●
11	102-0727	1	Nozzle, Main, #53, Brown		995-99	1	Nut Driver, 5/8" (For Main Nozzle) ■●
11	102-7002	1	Nozzle, Main, #54, Orange		995-105	1	Nut Driver, 5/16" (For Inner & Intermediate Nozzles And Plugs) ■●
11	102-6908	1	Nozzle, Main, #55, Green		995-83	1	Multi-Purpose Tool ■●
11	102-0730	1	Nozzle, Main, #56, Gray		995-85	1	Riser Removal Tool ■●
11	102-4261	1	Nozzle, Main, #57, Black		995-100	1	Valve Snap Ring Pliers With Screen Remover ■●
11	102-4260	1	Nozzle, Main, #58, Red		995-102	1	Riser Hold-Up Tool, Universal ■●
					118-0954	1	Riser Hold-Up Tool, Red ■●
					102-5674	1	Cap, Blank ■●
					102-5675	1	Cap, Blank, Effluent ■●
					995-82	1	Arc Adjustment Tool, 3/32 ■●

● SERVICE ITEMS
▲ Not serviced separately

■ Not illustrated

FLX54RB R Series Conversion w/ Dual Trajectory



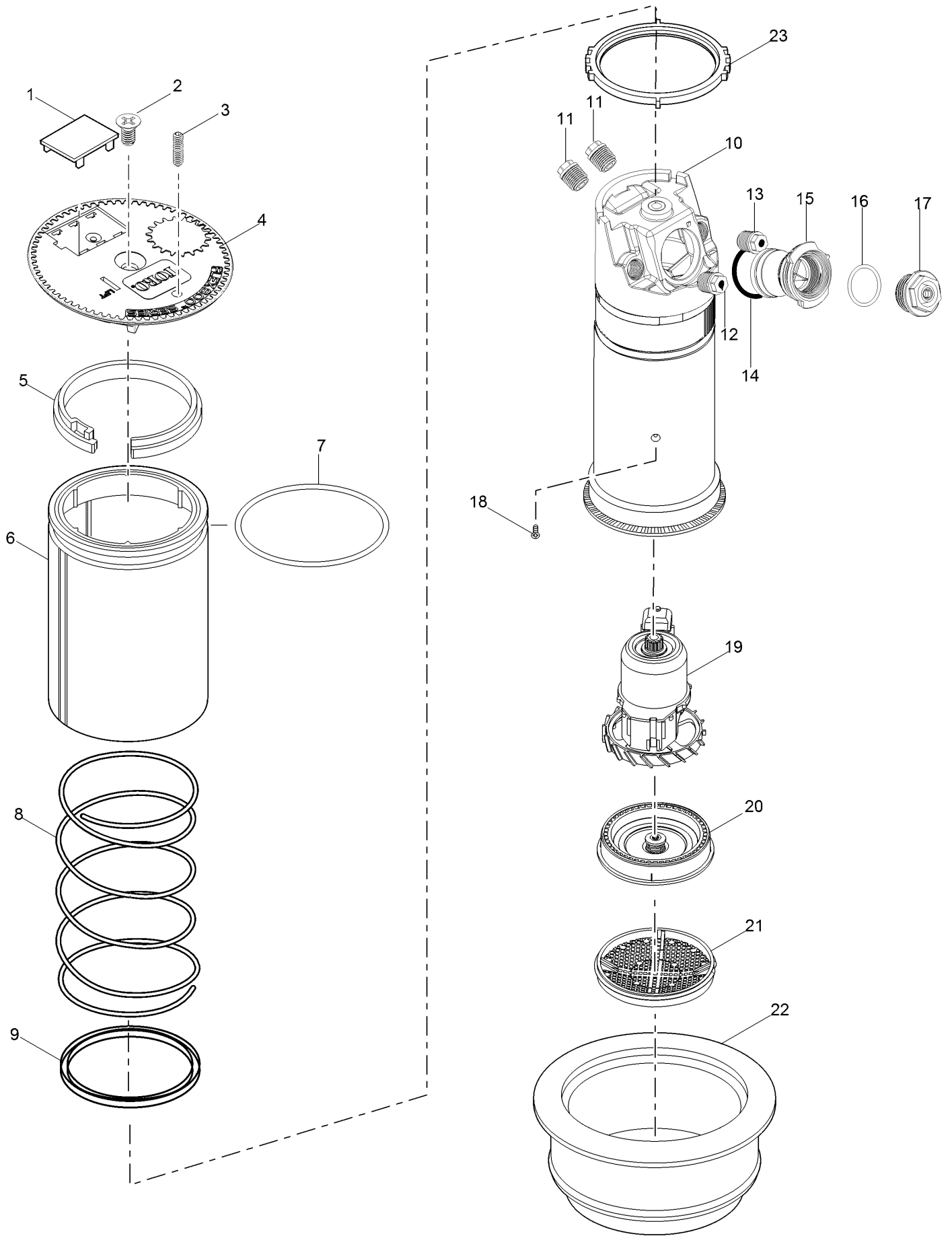
FLX54RB R Series Conversion w/ Dual Trajectory (continued)

Ref.	Part Number	Qty.	Description	Ref.	Part Number	Qty.	Description
1	89-1589	1	Plug, Cap (Black)	15	364-0576	1	O-Ring, Rb900
1	118-1103	1	Plug, Cap (Lavender)	16	102-0134	1	Retainer, Seal
2	102-0362	1	Screw, Cap	17	363-4102	1	O-Ring, Paraffin As-568 232
3	363-4839	1	Radius Reduction Screw	18	118-0954	1	Riser Hold-Up Tool, Red
4	118-4221	1	Cap, Flx54	19	102-0151	1	Spring, Return
5	102-5837	1	Nozzle Base Assembly	20	118-0776	1	Ratchet Ring, Rb900
6	102-2925	1	Intermediate Nozzle, Blue	21	363-4167	1	O-Ring, Nozzle Base
6	102-2926	1	Intermediate Nozzle, Orange	22	118-1082	1	Riser Assy., Dt54Rb
6	102-2928	1	Intermediate Nozzle, Red	23	102-4503	1	Drive Assembly, 12-Pack
6	102-2929	1	Intermediate Nozzle, Beige	24	102-6929	1	Stator, Low Flow, High Velocity, Blue (Use W/ #51-54 Nozzles)
6	102-6944	1	Intermediate Nozzle Assy., Red W/ Stream Straightener	24	102-1940	1	Stator Assembly, Medium Flow, White (Use W/ #55-58 Nozzles)
6	102-6945	1	Intermediate Nozzle Assy., Gray W/ Stream Straightener	24	102-1941	1	Stator Assembly, High-Flow, White (Use W/ #59 Nozzle)
6	102-6883	1	Intermediate Nozzle, Brown	25	102-1715	1	Screen, Riser
7	102-6937	1	Nozzle Assy. Inner, Yellow Nozzle W/ Yellow Helical Restrictor		YARDMARKYEL	1	Yardage Marker, Yellow (10-Sheets Per Pack) ●■
8	102-4335	1	Plug, Nozzle		YARDMARKLAV	1	Yardage Marker, Lavender (For Non-Potable Water Applications) ●■
9	102-5978	1	O-Ring, Nozzle Housing		118-1521	1	Main Nozzle Adapter ●■
10	102-5597	1	Nozzle Housing Assy.		118-0976	1	Cap, Blank ●■
11	363-4104	1	O-Ring, Main Nozzle		118-0977	1	Cap, Blank, Effluent ●■
12	102-0725	1	Nozzle, Main, #51, Yellow		995-99	1	Nut Driver, 5/8" (For Main Nozzle) ●■
12	102-7001	1	Nozzle, Main, #52, Blue		995-105	1	Nut Driver, 5/16" (For Inner & Intermediate Nozzles And Plugs) ●■
12	102-0727	1	Nozzle, Main, #53, Brown		995-83	1	Multi-Purpose Tool ●■
12	102-7002	1	Nozzle, Main, #54, Orange		995-82	1	Adjustment Tool, 3/32" (T-Handle Hex Wrench) ●■
12	102-6908	1	Nozzle, Main, #35, Green				
12	102-6935	1	Nozzle, Main, #56, Gray				
12	102-6936	1	Nozzle, Main, #57, Black				
12	102-6909	1	Nozzle, Main, #58, Red				
12	102-4259	1	Nozzle, Main, #59, Beige				
13	118-0780	1	Snap Ring, Riser				
14	118-0774	1	Retainer, Rb900				

● SERVICE ITEMS

■ Not illustrated

FLX55 Ribless Body Conversion w/ Dual Trajectory



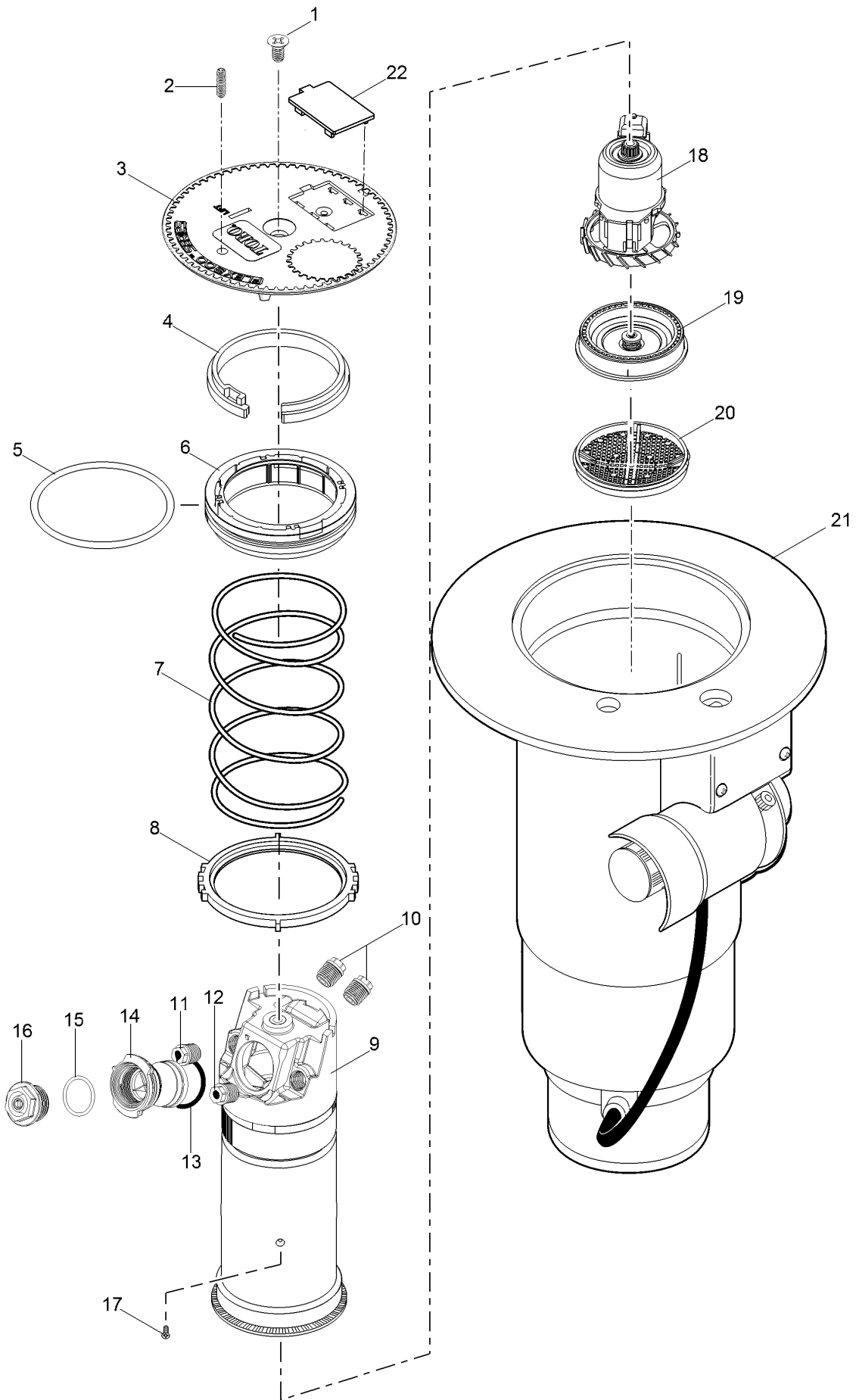
FLX55 Ribless Body Conversion w/ Dual Trajectory (continued)

Ref.	Part Number	Qty.	Description	Ref.	Part Number	Qty.	Description
1	89-1589	1	Plug, Cap (Black)	21	102-1715	1	Screen, Riser
1	118-1103	1	Plug, Cap (Lavender)	22	102-0950	1	Adapter, Conversion
2	102-6138	1	Screw, Cap, Black	23	102-2619	1	Ratchet Ring
3	363-4839	1	Radius Reduction Screw		102-5674		Cap, Blank ●▲
4	118-6922	1	Cap, Black		102-5675		Cap, Blank, Effluent ●▲
4	118-6923	1	Cap, Effluent		118-1521	1	Main Nozzle Adapter ●▲
5	35-6119	1	Snap Ring, Riser		YARDMARKYEL	1	Yardage Marker, Yellow (10-Sheets Per Pack) ●▲
6	89-7568	1	Sleeve, Retainer, O-Ring, Conversion		YARDMARKLAV	1	Yardage Marker, Lavender (For Non-Potable Water Applications) ●▲
7	363-4103	1	O-Ring, Body		FLX55-5154R	1	Conversion, Part & Full Circle, W/ #51-54 Nozzles For Ribless Bodies ●▲
8	102-0151	1	Spring, Return		FLX55-5154RE	1	Conversion, Part & Full Circle, W/ #51-54 Nozzles & Effluent Cap For Ribless Bodies ●▲
9	89-7569	1	Seal, Riser		FLX55-5558R	1	Conversion, Part & Full Circle, W/ #55-58 Nozzles For Ribless Bodies ●▲
10	118-1079	1	Riser Assembly		FLX55-5558RE	1	Conversion, Part & Full Circle, W/ #55-58 Nozzles & Effluent Cap For Ribless Bodies ●▲
11	102-4335	2	Plug, Nozzle		FLX55-59R	1	Conversion, Part & Full Circle, W/ #59 Nozzle For Ribless Bodies ●▲
12	102-5670	1	Nozzle Assy. Inner, Yellow W/ White Helical Restrictor (Used W/ #1-5 Mains)		FLX55-59RE	1	Conversion, Part & Full Circle, W/ #59 Nozzle & Effluent Cap For Ribless Bodies ●▲
12	102-6531	1	Nozzle Assy., Inner, Green W/ White Helical Restrictor (Used W/ #6-9 Mains)		995-09	1	Valve Removal Tool ■▲
13	102-5671	1	Intermediate Nozzle Assy., Brown W/ Stream Straightener (Used W/ #1 Main)		995-101	1	Valve Insertion Tool ■▲
13	102-6884	1	Intermediate Nozzle, Yellow (Used W/ #2-4 Mains)		995-15		Selector Tool (Flag Key) ■▲
13	102-6885	1	Intermediate Nozzle, Green (Used W/ #5-9 Mains)		995-99		Nut Driver, 5/8" (For Main Nozzle) ■▲
14	102-5978	1	O-Ring, Nozzle Housing		995-105		Nut Driver, 5/16" (For Inner & Intermediate Nozzles And Plugs) ■▲
15	102-5597	1	Nozzle Housing Assy. (Includes Item 14)		995-83		Multi-Purpose Tool ■▲
16	363-4978	1	O-Ring, Main Nozzle		995-85		Riser Removal Tool ■▲
17	102-6906	1	Nozzle, Main, #51, Yellow		995-100		Valve Snap Ring Pliers With Screen Remover ■▲
17	102-0726	1	Nozzle, Main, #52, Blue		995-102	1	Riser Hold-Up Tool, Universal ■▲
17	102-6907	1	Nozzle, Main, #53, Brown		118-0954	1	Riser Hold-Up Tool, Red ●▲
17	102-0728	1	Nozzle, Main, #54, Orange		995-82	1	Adjustment Tool, 3/32 ●▲
17	102-6955	1	Nozzle, Main, #55, Green				
17	102-6935	1	Nozzle, Main, #56, Gray				
17	102-6936	1	Nozzle, Main, #57, Black				
17	102-6909	1	Nozzle, Main, #58, Red				
17	102-4259	1	Nozzle, Main, #59, Beige				
18	363-4236	1	Screw, Drive				
19	102-4504	1	Drive Assy., 12-Pack				
20	102-1939	1	Stator Assembly, Low Flow, Yellow (Used W/ #51-54 Nozzles)				
20	102-1940	1	Stator Assembly, Medium Flow, White (Used W/ #55-58 Nozzles)				
20	102-1941	1	Stator Assembly, High-Flow, White (Used W/ #59 Nozzle)				

● SERVICE ITEMS
▲ Not illustrated

■ SERVICE TOOLS

FLX55 Series Golf Sprinkler w/ Dual Trajectory



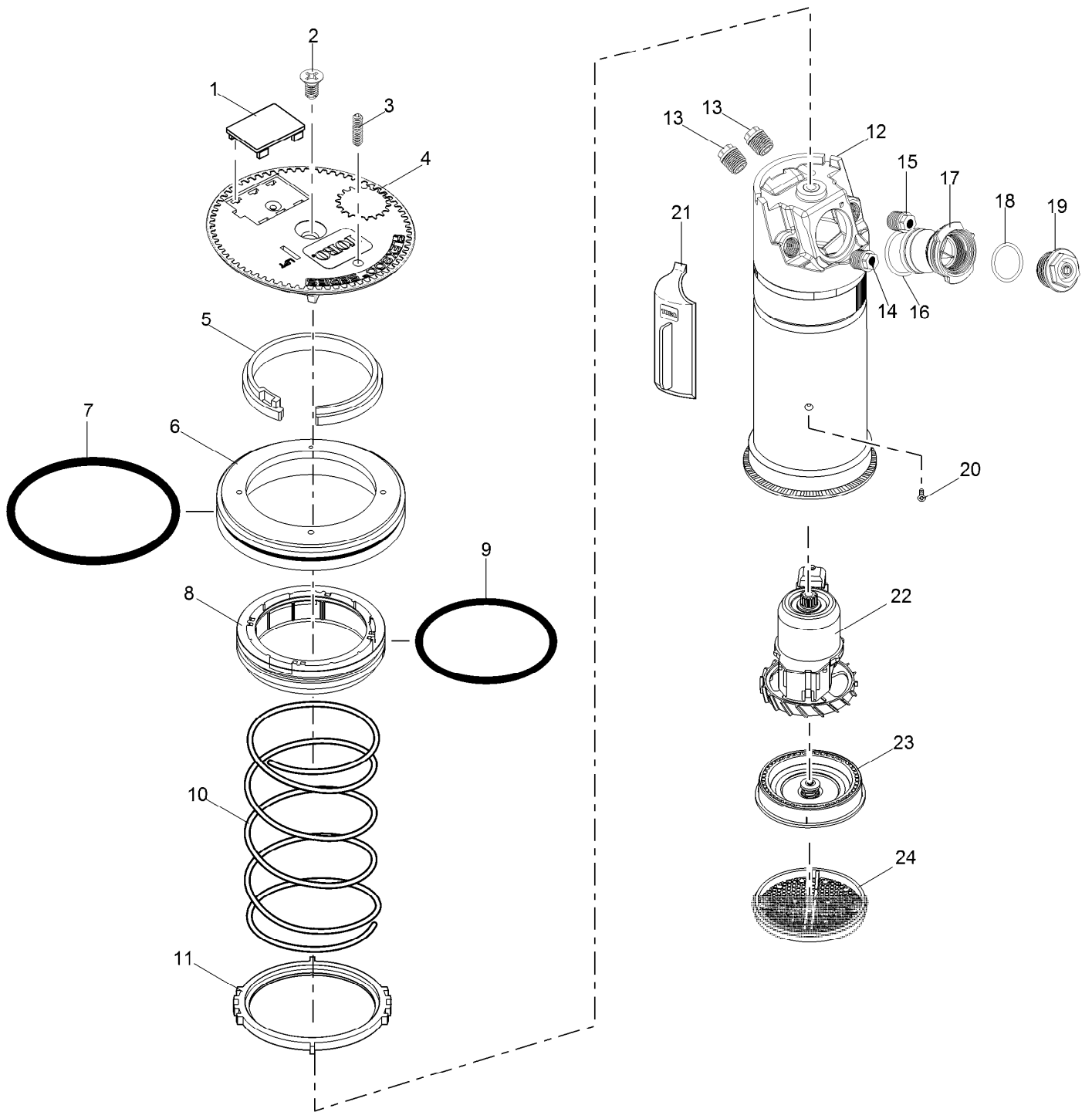
FLX55 Series Golf Sprinkler w/ Dual Trajectory (continued)

Ref.	Part Number	Qty.	Description	Ref.	Part Number	Qty.	Description
1	102-6138	1	Screw, Cap, Black	16	102-6936	1	Nozzle, Main, #57, Black
2	363-4839	1	Radius Reduction Screw	16	102-6909	1	Nozzle, Main, #58, Red
3	118-6922	1	Cap, Black	16	102-4259	1	Nozzle, Main, #59, Beige
3	118-6923	1	Cap, Effluent	17	363-4236	1	Screw, Drive
4	35-6119	1	Snap Ring, Riser	18	102-4504	1	Drive Assy., 12-Pack
5	363-4103	1	O-Ring, Body	19	102-1939	1	Stator Assembly, Low Flow, Yellow (Used With #51-54 Main Nozzles)
6	102-0136	1	Retainer, Seal, 1.5"	19	102-1940	1	Stator Assembly, Medium Flow, White (Used With #55-58 Main Nozzles)
7	102-0151	1	Spring, Return	19	102-1941	1	Stator Assembly, High-Flow, White (Used With #59 Main Nozzle)
8	102-4967	1	Ratchet Ring, 1.5"	20	102-1715	1	Screen, Riser
9	118-1079	1	Riser Assembly	21		1	Body Assembly (See Golf Body Assembly Section.) ▲
10	102-4335	2	Plug, Nozzle	22	89-1589	1	Plug, Cap (Black)
11	102-5670	1	Nozzle Assy. Inner, Yellow W/ White Helical Restrictor (Used With #51-55 Main Nozzles)	22	118-1103	1	Plug, Cap (Lavender)
11	102-6531	1	Nozzle Assy., Inner, Green W/ White Helical Restrictor (Used With #56-59 Main Nozzles)		118-1521	1	Main Nozzle Adapter ■●
12	102-5671	1	Intermediate Nozzle Assy., Brown W/ Stream Straightener (Used With #51 Main Nozzle)		995-09	1	Valve Removal Tool ■●
12	102-6884	1	Intermediate Nozzle, Yellow (Used With #52-54 Main Nozzles)		995-101	1	Valve Insertion Tool ■●
12	102-6885	1	Intermediate Nozzle, Green (Used With #55-59 Main Nozzles)		995-15	1	Selector Tool (Flag Key) ■●
13	102-5978	1	O-Ring, Nozzle Housing		995-99	1	Nut Driver, 5/8" (For Main Nozzle) ■●
14	102-5597	1	Nozzle Housing Assy.		995-105	1	Nut Driver, 5/16" (For Inner & Intermediate Nozzles And Plugs) ■●
15	363-4978	1	O-Ring, Main Nozzle		995-83	1	Multi-Purpose Tool ■●
16	102-6906	1	Nozzle, Main, #51, Yellow		995-85	1	Riser Removal Tool ■●
16	102-0726	1	Nozzle, Main, #52, Blue		995-100	1	Valve Snap Ring Pliers With Screen Remover ■●
16	102-6907	1	Nozzle, Main, #53, Brown		995-102	1	Riser Hold-Up Tool, Universal ■●
16	102-0728	1	Nozzle, Main, #54, Orange		118-0954	1	Riser Hold-Up Tool, Red ■●
16	102-6955	1	Nozzle, Main, #55, Green		102-5674	1	Cap, Blank ■●
16	102-6935	1	Nozzle, Main, #56, Gray		102-5675	1	Cap, Blank, Effluent ■●
					995-82	1	Adjustment Tool, 3/32 ■●

● SERVICE ITEMS
▲ Not serviced separately

■ Not illustrated

FLX55RB R Series Conversion w/ Dual Trajectory



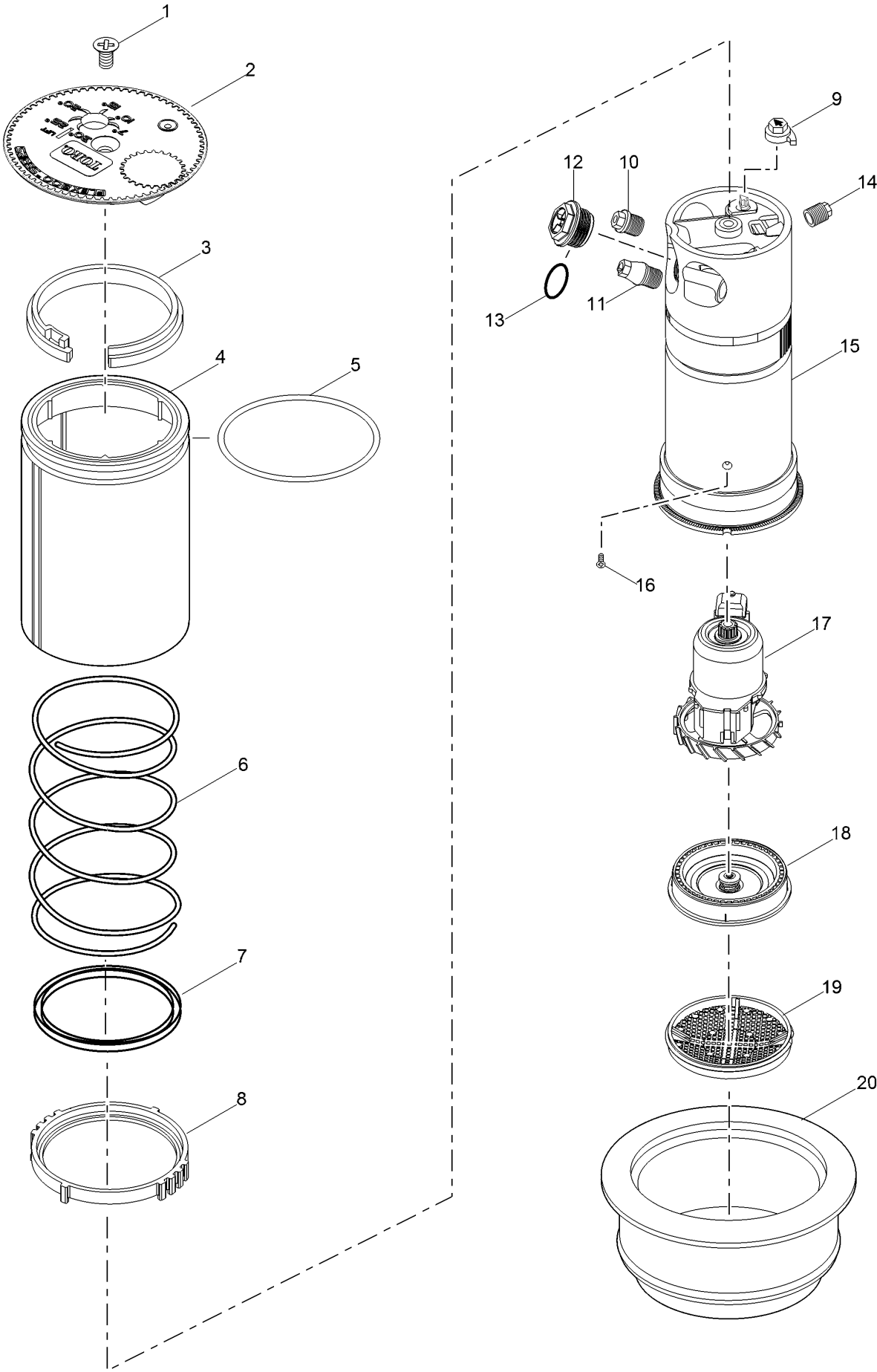
FLX55RB R Series Conversion w/ Dual Trajectory (continued)

<i>Ref.</i>	<i>Part Number</i>	<i>Qty.</i>	<i>Description</i>	<i>Ref.</i>	<i>Part Number</i>	<i>Qty.</i>	<i>Description</i>
1	89-1589	1	Plug, Cap (Black)	19	102-6955	1	Nozzle, Main, #55, Green
1	118-1103	1	Plug, Cap (Lavender)	19	102-6935	1	Nozzle, Main, #56, Gray
2	102-6138	1	Screw, Cap, Black	19	102-6936	1	Nozzle, Main, #57, Black
3	363-4839	1	Radius Reduction Screw	19	102-6909	1	Nozzle, Main, #58, Red
4	118-4221	1	Cap, Flx55Rb	19	102-4259	1	Nozzle, Main, #59, Beige
5	118-0780	1	Snap Ring, Riser	20	363-4236	1	Screw, Drive
6	118-0774	1	Retainer, Rb900	21	118-0954	1	Riser Hold-Up Tool, Red
7	364-0576	1	O-Ring, Rb900	22	102-4504	1	Drive Assy., 12-Pack
8	102-0134	1	Retainer, Seal	23	102-1939	1	Stator Assembly, Low Flow, Yellow (Use W/ #51-54 Nozzles)
9	363-4102	1	O-Ring, Paraffin As-568 232				
10	102-0151	1	Spring, Return				
11	118-0776	1	Ratchet Ring, Rb900	23	102-1940	1	Stator Assembly, Medium Flow, White (Use W/ #55-58 Nozzles)
12	118-1079	1	Riser Assembly				
13	102-4335	2	Plug, Nozzle				
14	102-5670	1	Nozzle Assy. Inner, Yellow W/ White Helical Restrictor	23	102-1941	1	Stator Assembly, High-Flow, White (Use W/ #59 Nozzle)
14	102-6531	1	Nozzle Assy., Inner, Green W/ White Helical Restrictor	24	102-1715	1	Screen, Riser
15	102-6884	1	Intermediate Nozzle, Yellow		102-2208	1	Nozzle, Main, #30, Blank, White ●■
15	102-6885	1	Intermediate Nozzle, Green		118-0976	1	Cap, Blank ●■
15	102-5671	1	Intermediate Nozzle Assy., Brown W/ Stream Straightener		118-0977	1	Cap, Blank, Effluent ●■
16	102-5978	1	O-Ring, Nozzle Housing		995-99	1	Nut Driver, 5/8" (For Main Nozzle) ●■
17	102-5597	1	Nozzle Housing Assy.		995-105	1	Nut Driver, 5/16" (For Inner & Intermediate Nozzles And Plugs) ●■
18	363-4104	1	O-Ring, Main Nozzle				
19	102-6906	1	Nozzle, Main, #51, Yellow		995-83	1	Multi-Purpose Tool ●■
19	102-0726	1	Nozzle, Main, #52, Blue		995-82	1	Adjustment Tool, 3/32" (T-Handle Hex Wrench) ●■
19	102-6907	1	Nozzle, Main, #53, Brown				
19	102-0728	1	Nozzle, Main, #54, Orange				

● SERVICE ITEMS

■ Not illustrated

FLX55-6 Ribless Body Conv w/ 24-Pos TruJectory



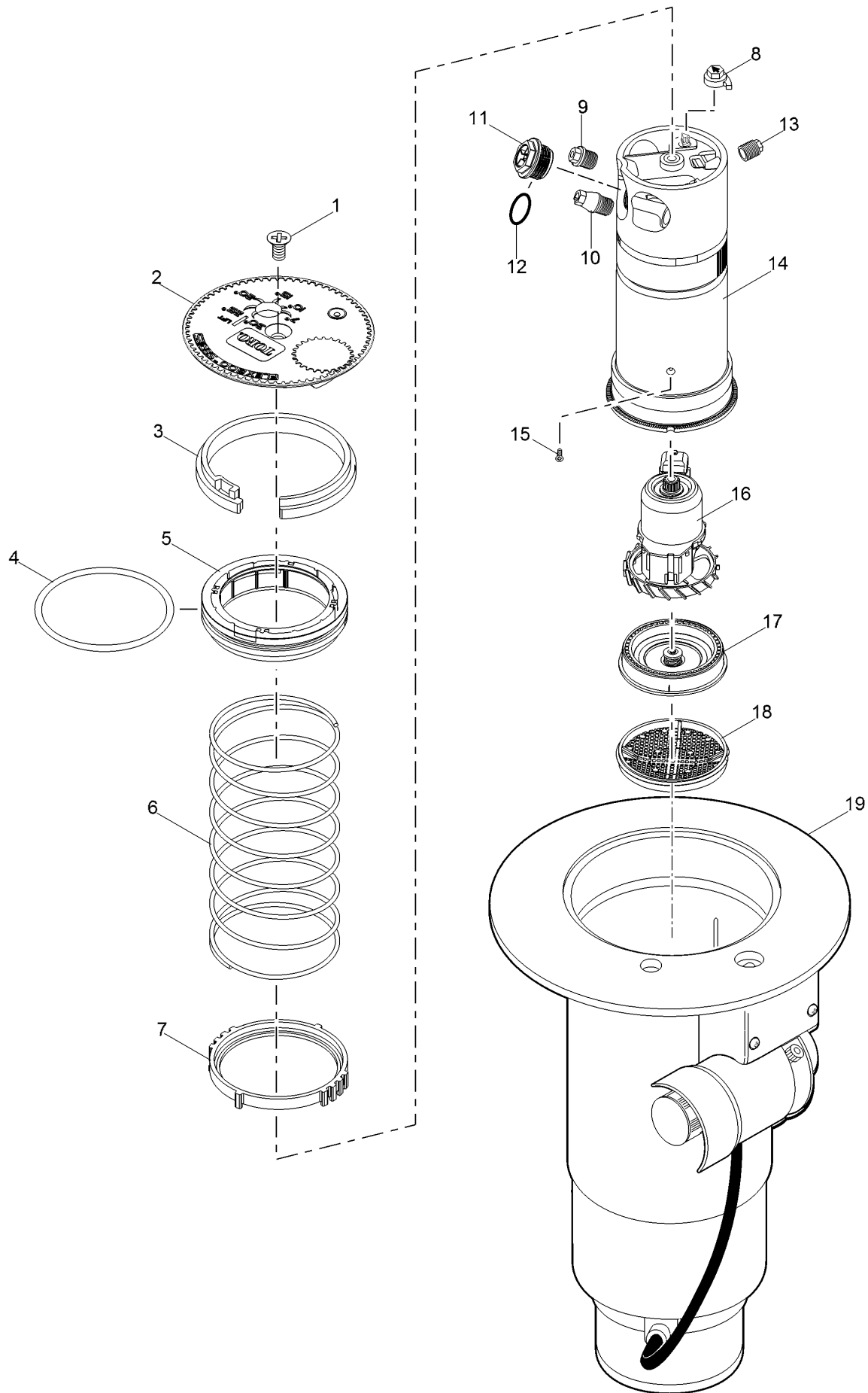
FLX55-6 Ribless Body Conv w/ 24-Pos TruJectory (continued)

Ref.	Part Number	Qty.	Description	Ref.	Part Number	Qty.	Description
1	102-6138	1	Screw, Cap, Black	18	102-1939	1	Stator Assembly, Low Flow, Yellow (Use W/ #51-54 Nozzles)
2	118-6924	1	Cap, Black				
2	118-6925	1	Cap, Effluent	18	102-1940	1	Stator Assembly, Medium Flow, White (Use W/ #55-58 Nozzles)
3	35-6119	1	Snap Ring, Riser	18	102-1941	1	Stator Assembly, High-Flow, White (Use W/ #59 Nozzle)
4	89-7568	1	Sleeve, Retainer, O-Ring, Conversion	19	102-1715	1	Screen, Riser
5	363-4103	1	O-Ring, Body	20	102-0950	1	Adapter, Conversion
6	102-0151	1	Spring, Return	118-1521		1	Main Nozzle Adapter ●▲
7	89-7569	1	Seal, Riser	102-4337			Stream Straightener, Intermediate Nozzle ●▲
8	102-2619	1	Ratchet Ring, 1"				
9	102-5971	1	Trajectory Adjuster	102-2041			Restrictor, Yellow, Inner Nozzle ●▲
10	102-2925	1	Intermediate Nozzle, Blue (Use W/ #1, #5, #6, #8 & #9 Mains)	102-2497			Cap, Blank, 855S ●▲
10	102-2926	1	Intermediate Nozzle, Orange (Use W/ #3, #4 & #7 Mains)	102-2498			Cap, Blank, Effluent, 855S ●▲
10	102-2928	1	Intermediate Nozzle, Red (Use W/ #2 Main)	995-09			Valve Removal Tool ■▲
11	102-2910	1	Nozzle Assembly, Inner	995-101			Valve Insertion Tool ■▲
12	102-4587	1	Nozzle, Main, #51, Yellow	995-15			Selector Tool (Flag Key) ■▲
12	102-4588	1	Nozzle, Main, #52, Blue	995-99			Nut Driver, 5/8" (For Main Nozzle) ■▲
12	102-4589	1	Nozzle, Main, #53, Brown	995-105			Nut Driver, 5/16" (For Inner & Intermediate Nozzles And Plugs) ■▲
12	102-0728	1	Nozzle, Main, #54, Orange				
12	102-0729	1	Nozzle, Main, #55, Green	995-83			Multi-Purpose Tool ■▲
12	102-0730	1	Nozzle, Main, #56, Gray	995-85			Riser Removal Tool ■▲
12	102-4261	1	Nozzle, Main, #57, Black	995-100			Valve Snap Ring Pliers With Screen Remover ■▲
12	102-4260	1	Nozzle, Main, #58, Red	995-102			Riser Hold-Up Tool, Universal ■▲
12	102-4259	1	Nozzle, Main, #59, Beige	118-0954		1	Riser Hold-Up Tool, Red ■▲
13	363-4978	1	O-Ring, Main Nozzle				
14	102-4335	1	Plug, Nozzle				
15	102-2892	1	Riser Assembly				
16	363-4236	1	Screw, Drive				
17	102-4504	1	Drive Assy., 12-Pack				

● SERVICE ITEMS
▲ Not illustrated

■ SERVICE TOOLS

FLX55-6 Series Golf Sprinkler w/ 24-Pos TruJectory



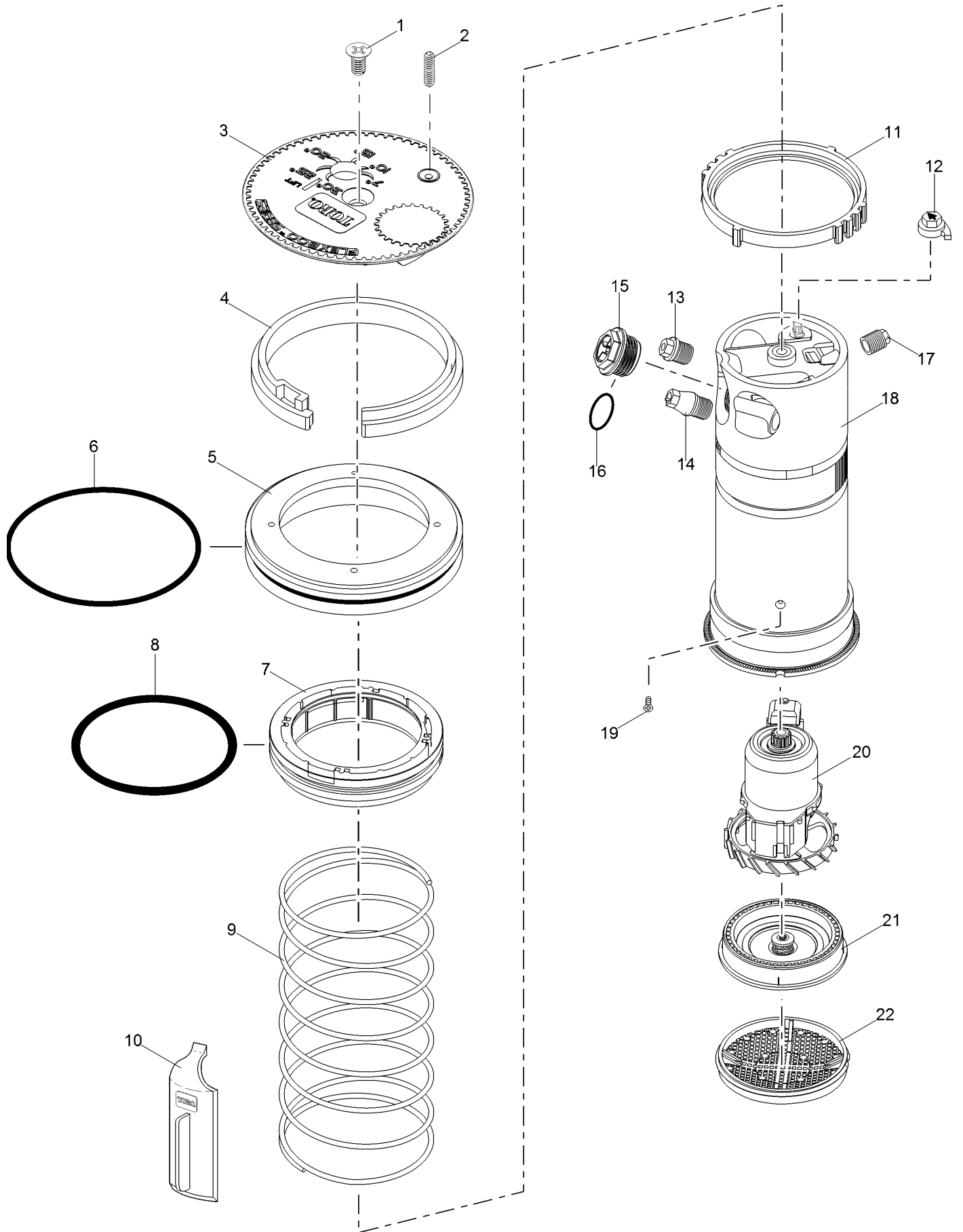
FLX55-6 Series Golf Sprinkler w/ 24-Pos TruJectory (continued)

Ref.	Part Number	Qty.	Description	Ref.	Part Number	Qty.	Description
1	102-6138	1	Screw, Cap, Black	17	102-1939	1	Stator Assembly, Low Flow, Yellow (Use W/ #51-54 Nozzles)
2	118-6924	1	Cap, Black	17	102-1940	1	Stator Assembly, Medium Flow, White (Used With #55-58 Nozzles)
2	118-6925	1	Cap, Effluent	17	102-1941	1	Stator Assembly, High-Flow, White (Used With #59 Nozzle)
3	35-6119	1	Snap Ring, Riser	18	102-1715	1	Screen, Riser
4	363-4103	1	O-Ring, Body	19		1	Body Assembly (See Golf Body Assembly Section.) ▲
5	102-0136	1	Retainer, Seal, 1.5"		102-4337	1	Stream Straightener, Intermediate Nozzle ■ ●
6	102-0151	1	Spring, Return		102-2041	1	Restrictor, Yellow, Inner Nozzle ■ ●
7	102-4967	1	Ratchet Ring, 1.5"		118-1521	1	Main Nozzle Adapter ■ ●
8	102-5971	1	Trajectory Adjuster		995-09	1	Valve Removal Tool ■ ●
9	102-2925	1	Intermediate Nozzle, Blue (Used With #51, #55, #56, #58 And #59 Main Nozzles)		995-101	1	Valve Insertion Tool ■ ●
9	102-2926	1	Intermediate Nozzle, Orange (Used With #53, #54 And #57 Main Nozzles)		995-15	1	Selector Tool (Flag Key) ■ ●
9	102-2928	1	Intermediate Nozzle, Red (Used With #52 Main Nozzle)		995-99	1	Nut Driver, 5/8" (For Main Nozzle) ■ ●
10	102-2910	1	Nozzle Assembly, Inner		995-105	1	Nut Driver, 5/16" (For Inner & Intermediate Nozzles And Plugs) ■ ●
11	102-4587	1	Nozzle, Main, #51, Yellow		995-83	1	Multi-Purpose Tool ■ ●
11	102-4588	1	Nozzle, Main, #52, Blue		995-85	1	Riser Removal Tool ■ ●
11	102-4589	1	Nozzle, Main, #53, Brown		995-100	1	Valve Snap Ring Pliers With Screen Remover ■ ●
11	102-0728	1	Nozzle, Main, #54, Orange		995-102	1	Riser Hold-Up Tool, Universal ■ ●
11	102-0729	1	Nozzle, Main, #55, Green		118-0954	1	Riser Hold-Up Tool, Red ■ ●
11	102-0730	1	Nozzle, Main, #56, Gray				
11	102-4261	1	Nozzle, Main, #57, Black				
11	102-4260	1	Nozzle, Main, #58, Red				
11	102-4259	1	Nozzle, Main, #59, Beige				
12	363-4978	1	O-Ring, Main Nozzle				
13	102-4335	1	Plug, Nozzle				
14	102-2892	1	Riser Assembly				
15	363-4236	1	Screw, Drive				
16	102-4504	1	Drive Assy., 12-Pack				

● SERVICE ITEMS
▲ Not serviced separately

■ Not illustrated

FLX55-6RB R Series Conv w/ 24-Pos TruJectory



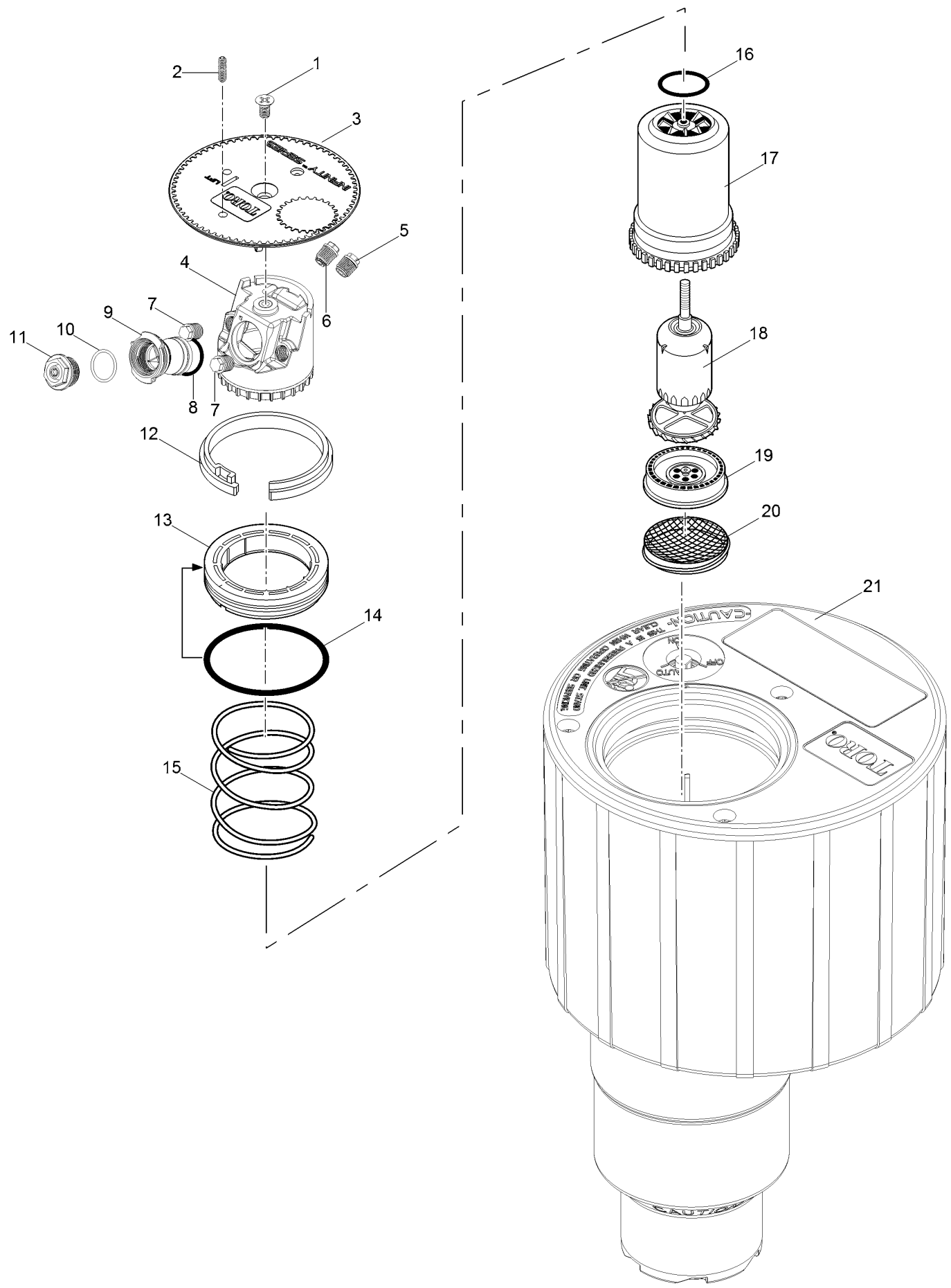
FLX55-6RB R Series Conv w/ 24-Pos TruJectory (continued)

<i>Ref.</i>	<i>Part Number</i>	<i>Qty.</i>	<i>Description</i>	<i>Ref.</i>	<i>Part Number</i>	<i>Qty.</i>	<i>Description</i>
1	102-6138	1	Screw, Cap, Black	15	118-1521	1	Main Nozzle Adapter
2	363-4839	1	Radius Reduction Screw	16	363-4104	1	O-Ring, Main Nozzle
3	118-4222	1	Cap, Flx55-6Rb	17	102-4335	1	Plug, Nozzle
4	118-0780	1	Snap Ring, Riser	18	102-2892	1	Riser Assembly
5	118-0774	1	Retainer, Rb900	19	363-4236	1	Screw, Drive
6	364-0576	1	O-Ring, Rb900	20	102-4504	1	Drive Assy., 12-Pack
7	102-0134	1	Retainer, Seal	21	102-1939	1	Stator Assembly, Low Flow, Yellow (Use W/ #51-54 Nozzles)
8	363-4102	1	O-Ring, Paraffin As-568 232	21	102-1940	1	Stator Assembly, Medium Flow, White (Use W/ #55-58 Nozzles)
9	102-0151	1	Spring, Return	21	102-1941	1	Stator Assembly, High-Flow, White (Use W/ #59 Nozzle)
10	118-0954	1	Riser Hold-Up Tool, Red	22	102-1715	1	Screen, Riser
11	118-0776	1	Ratchet Ring, Rb900	YARDMARKYEL	1	Yardage Marker, Yellow (10-Sheets Per Pack) ●■	
12	102-5971	1	Trajectory Adjuster	YARDMARKLAV	1	Yardage Marker, Lavender (For Non-Potable Water Applications) ●■	
13	102-2925	1	Intermediate Nozzle, Blue	118-0974	1	Cap, Blank ●■	
13	102-2926	1	Intermediate Nozzle, Orange	118-0975	1	Cap, Blank, Effluent ●■	
13	102-2928	1	Intermediate Nozzle, Red	995-99	1	Nut Driver, 5/8" ●■	
14	102-2910	1	Nozzle Assembly, Inner	995-105	1	Nut Driver, 5/16" ●■	
15	102-4587	1	Nozzle, Main, #51, Yellow	995-83	1	Multi-Purpose Tool ●■	
15	102-4588	1	Nozzle, Main, #52, Blue	995-82	1	Adjustment Tool, 3/32" ●■	
15	102-4589	1	Nozzle, Main, #53, Brown				
15	102-0728	1	Nozzle, Main, #54, Orange				
15	102-0729	1	Nozzle, Main, #55, Green				
15	102-0730	1	Nozzle, Main, #56, Gray				
15	102-4261	1	Nozzle, Main, #57, Black				
15	102-4260	1	Nozzle, Main, #58, Red				
15	102-4259	1	Nozzle, Main, #59, Beige				

● SERVICE ITEMS

■ Not illustrated

INF54 Series Golf Sprinkler w/ Dual Trajectory



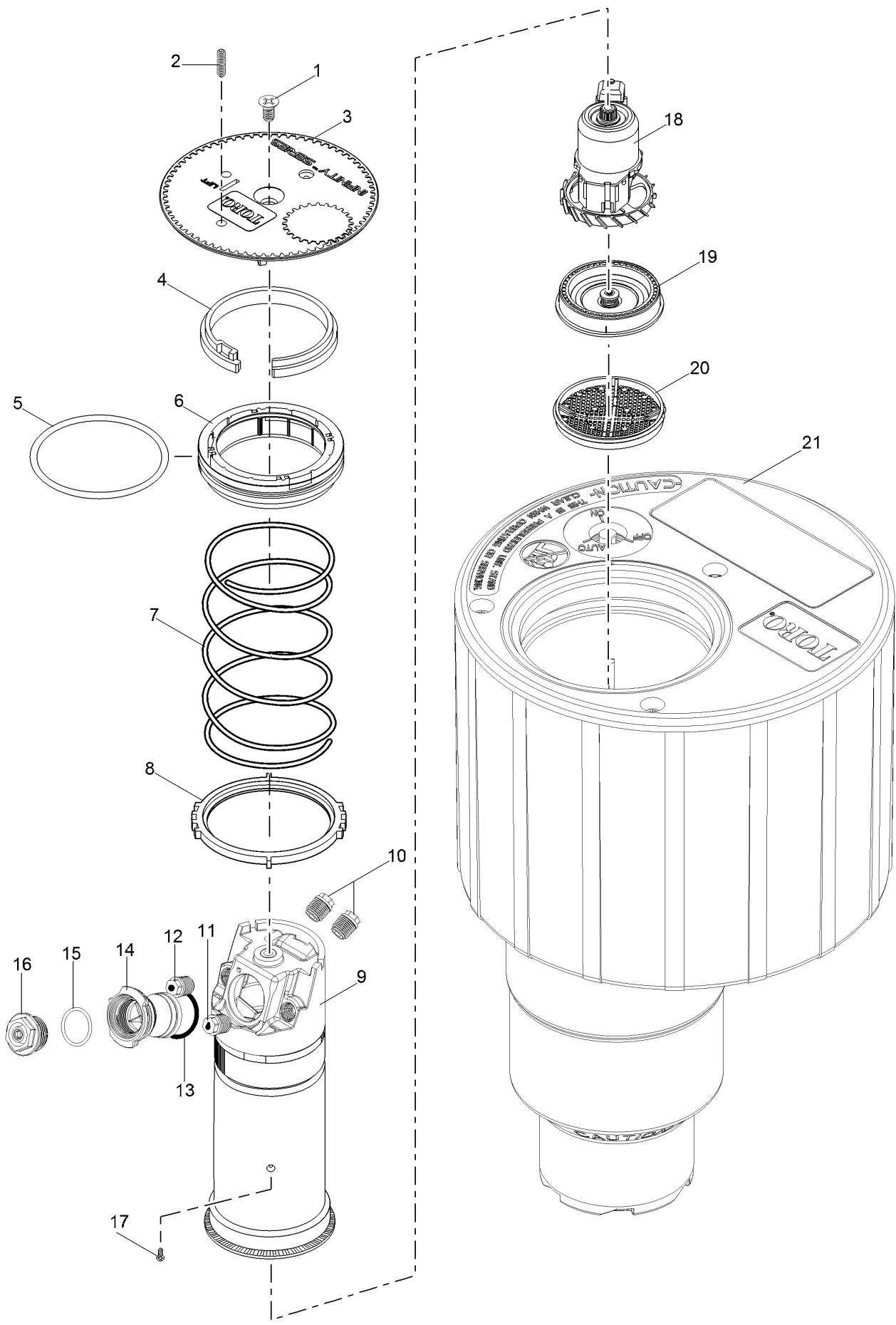
INF54 Series Golf Sprinkler w/ Dual Trajectory (continued)

<i>Ref.</i>	<i>Part Number</i>	<i>Qty.</i>	<i>Description</i>	<i>Ref.</i>	<i>Part Number</i>	<i>Qty.</i>	<i>Description</i>
1	102-0362	1	Screw, Cap	11	102-0730	1	Nozzle, Main, #56, Gray
2	363-4839	1	Radius Reduction Screw	11	102-4261	1	Nozzle, Main, #57, Black
3	118-3091	1	Cap, Black	11	102-4260	1	Nozzle, Main, #58, Red
3	118-3095	1	Cap, Effluent	11	102-4259	1	Nozzle, Main, #59, Beige
4	102-5837	1	Nozzle Base Assembly	12	35-6119	1	Snap Ring, Riser
5	102-2925	1	Intermediate Nozzle, Blue (Used With #51 Main Nozzle)	13	102-0136	1	Retainer, Seal, 1.5"
5	102-2926	1	Intermediate Nozzle, Orange (Used With #52 Main Nozzle)	14	363-4103	1	O-Ring, Body
5	102-2928	1	Intermediate Nozzle, Red (Used With #53 Main Nozzle)	15	102-0151	1	Spring, Return
5	102-2929	1	Intermediate Nozzle, Beige (Used With #54 And #55 Main Nozzles)	16	363-4167	1	O-Ring, Nozzle Base
5	102-6944	1	Intermediate Nozzle Assy., Red W/ Stream Straightener (Used With #56 Main Nozzles)	17	102-0202	1	Riser
5	102-6945	1	Intermediate Nozzle Assy., Gray W/ Stream Straightener (Used With #57-59 Main Nozzles)	18	102-4503	1	Drive Assembly, 12-Pack
5	102-6883	1	Intermediate Nozzle, Brown (Used With #57 And #58 Main Nozzles, Front)	19	102-6929	1	Stator, Low Flow, High Velocity, Blue (Used With #51-54 Main Nozzles)
6	102-6937	1	Nozzle Assy. Inner, Yellow Nozzle W/ Yellow Helical Restrictor	19	102-1940	1	Stator Assembly, Medium Flow, White (Use With #55-58 Main Nozzles)
7	102-4335	2	Plug, Nozzle	19	102-1941	1	Stator Assembly, High-Flow, White (Used With #59 Main Nozzle)
8	102-5978	1	O-Ring, Nozzle Housing	20	102-1715	1	Screen, Riser
9	102-5597	1	Nozzle Housing Assy.	21		1	Body Assembly (See Golf Sprinkler Body Assembly Section) ▲
10	363-4978	1	O-Ring, Main Nozzle		118-1521	1	Main Nozzle Adapter ■●
11	102-0725	1	Nozzle, Main, #51, Yellow		995-09	1	Valve Removal Tool ■●
11	102-7001	1	Nozzle, Main, #52, Blue		118-1843	1	Valve Insertion Tool ■●
11	102-0727	1	Nozzle, Main, #53, Brown		995-15	1	Selector Tool (Flag Key) ■●
11	102-7002	1	Nozzle, Main, #54, Orange		995-99	1	Nut Driver, 5/8" (For Main Nozzle) ■●
11	102-6908	1	Nozzle, Main, #55, Green		995-105	1	Nut Driver, 5/16" (For Inner & Intermediate Nozzles And Plugs) ■●
						1	Multi-Purpose Tool ■●
						1	Riser Removal Tool ■●
						1	Valve Snap Ring Pliers With Screen Remover ■●
						1	Riser Hold-Up Tool, Universal ■●
						1	Riser Hold-Up Tool, Red ■●

● SERVICE ITEMS
▲ Not serviced separately

■ Not illustrated

INF55 Series Golf Sprinkler w/ Dual Trajectory



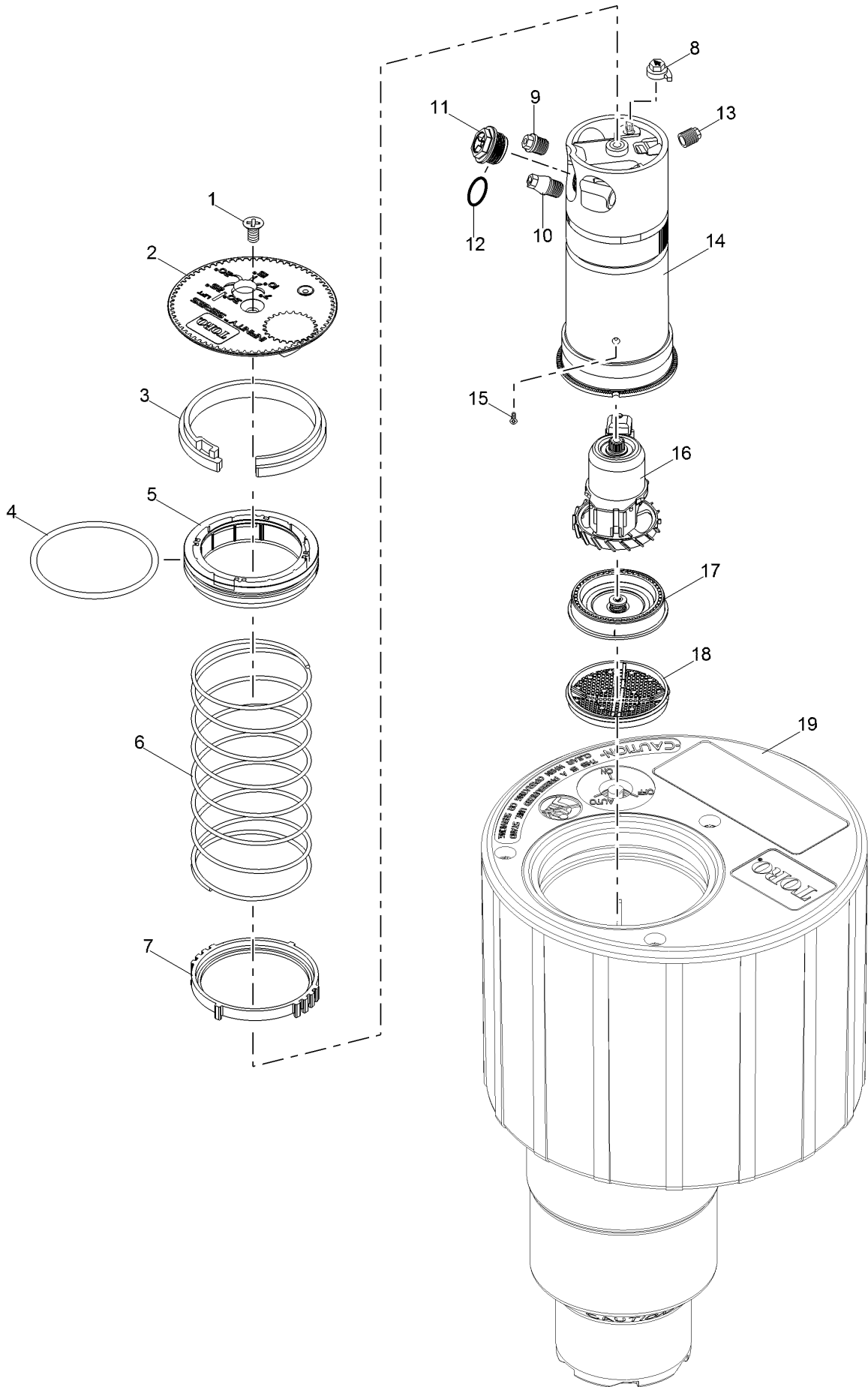
INF55 Series Golf Sprinkler w/ Dual Trajectory (continued)

Ref.	Part Number	Qty.	Description	Ref.	Part Number	Qty.	Description
1	102-6138	1	Screw, Cap, Black	16	102-6955	1	Nozzle, Main, #55, Green
2	363-4839	1	Radius Reduction Screw	16	102-6935	1	Nozzle, Main, #56, Gray
3	118-3091	1	Cap, Black	16	102-6936	1	Nozzle, Main, #57, Black
3	118-3095	1	Cap, Effluent	16	102-6909	1	Nozzle, Main, #58, Red
4	35-6119	1	Snap Ring, Riser	16	102-4259	1	Nozzle, Main, #59, Beige
5	363-4103	1	O-Ring, Body	17	363-4236	1	Screw, Drive
6	102-0136	1	Retainer, Seal, 1.5"	18	102-4504	1	Drive Assy., 12-Pack
7	102-0151	1	Spring, Return	19	102-1939	1	Stator Assembly, Low Flow, Yellow (Used With #51-54 Main Nozzles)
8	102-4967	1	Ratchet Ring, 1.5"	19	102-1940	1	Stator Assembly, Medium Flow, White (Used With #55-58 Main Nozzles)
9	118-1079	1	Riser Assembly	19	102-1941	1	Stator Assembly, High-Flow, White (Used With #59 Main Nozzle)
10	102-4335	2	Plug, Nozzle	20	102-1715	1	Screen, Riser
11	102-5670	1	Nozzle Assy. Inner, Yellow W/ White Helical Restrictor (Used With #51-55 Main Nozzles)	21		1	Body Assembly (See Golf Body Assembly Section.) ▲
11	102-6531	1	Nozzle Assy., Inner, Green W/ White Helical Restrictor (Used With #56-59 Main Nozzles)	118-1521		1	Main Nozzle Adapter ■●
12	102-5671	1	Intermediate Nozzle Assy., Brown W/ Stream Straightener (Used With #51 Main Nozzle)	995-09		1	Valve Removal Tool ■●
12	102-6884	1	Intermediate Nozzle, Yellow (Used With #52-54 Main Nozzles)	118-1843		1	Valve Insertion Tool ■●
12	102-6885	1	Intermediate Nozzle, Green (Used With #55-59 Main Nozzles)	995-15		1	Selector Tool (Flag Key) ■●
13	102-5978	1	O-Ring, Nozzle Housing	995-99		1	Nut Driver, 5/8" (For Main Nozzle) ■●
14	102-5597	1	Nozzle Housing Assy.	995-105		1	Nut Driver, 5/16" (For Inner & Intermediate Nozzles And Plugs) ■●
15	363-4978	1	O-Ring, Main Nozzle	995-83		1	Multi-Purpose Tool ■●
16	102-6906	1	Nozzle, Main, #51, Yellow	995-85		1	Riser Removal Tool ■●
16	102-0726	1	Nozzle, Main, #52, Blue	995-100		1	Valve Snap Ring Pliers With Screen Remover ■●
16	102-6907	1	Nozzle, Main, #53, Brown	995-102		1	Riser Hold-Up Tool, Universal ■●
16	102-0728	1	Nozzle, Main, #54, Orange	118-0954		1	Riser Hold-Up Tool, Red ■●

● SERVICE ITEMS
▲ Not serviced separately

■ Not illustrated

INF55-6 Series Golf Sprinkler w/ 24-Pos TruJectory



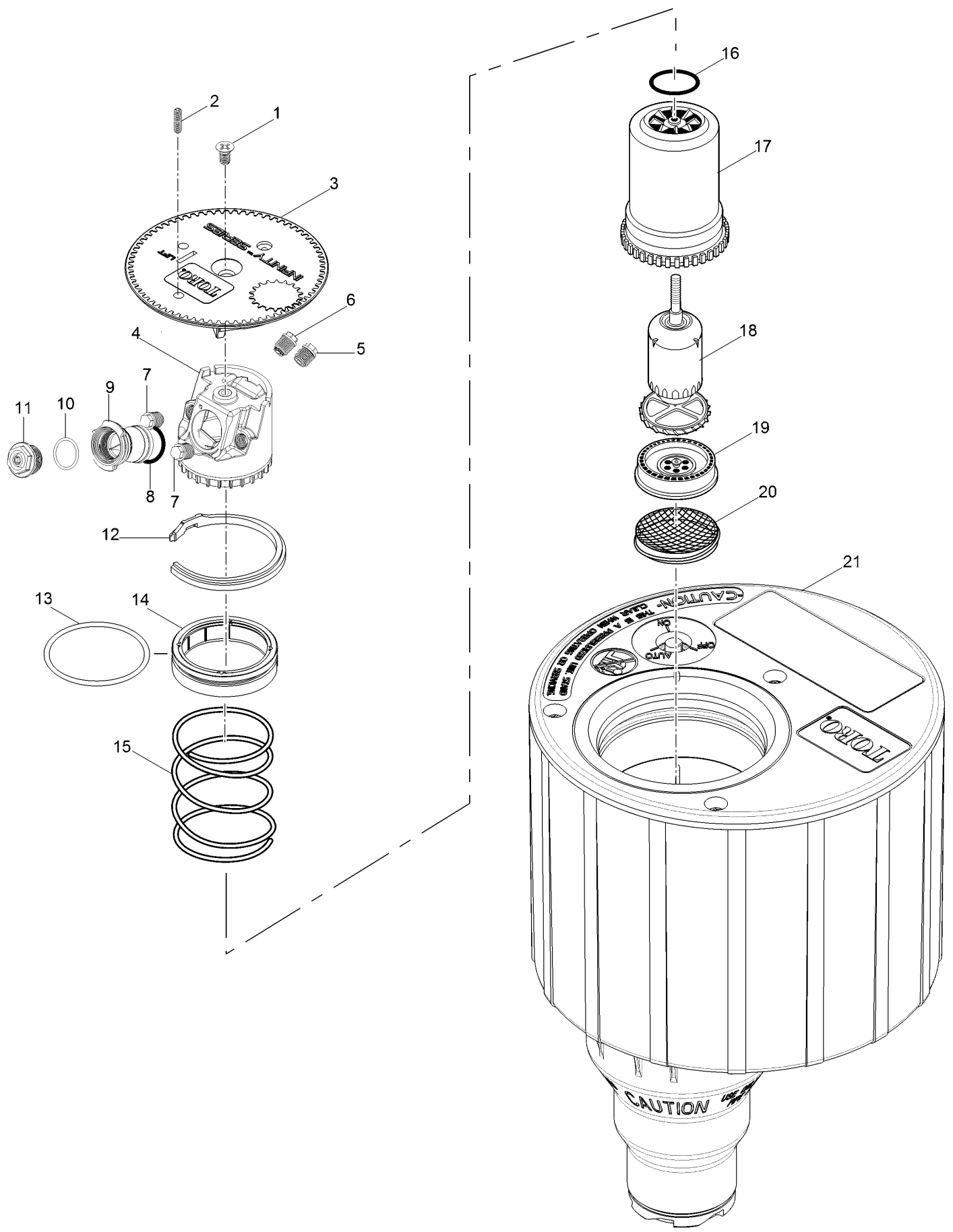
INF55-6 Series Golf Sprinkler w/ 24-Pos TruJectory (continued)

<i>Ref.</i>	<i>Part Number</i>	<i>Qty.</i>	<i>Description</i>	<i>Ref.</i>	<i>Part Number</i>	<i>Qty.</i>	<i>Description</i>
1	102-6138	1	Screw, Cap, Black	17	102-1939	1	Stator Assembly, Low Flow, Yellow
2	118-3092	1	Cap, Black	17	102-1940	1	Stator Assembly, Medium Flow, White (Used With #51-54 Main Nozzles)
2	118-3096	1	Cap, Effluent	17	102-1941	1	Stator Assembly, High-Flow, White (Used With #59 Nozzle)
3	35-6119	1	Snap Ring, Riser	18	102-1715	1	Screen, Riser
4	363-4103	1	O-Ring, Body	19		1	Body Assembly (See Golf Body Assembly Section.) ▲
5	102-0136	1	Retainer, Seal, 1.5"		102-4337	1	Stream Straightener, Intermediate Nozzle ■●
6	102-0151	1	Spring, Return		102-2041	1	Restrictor, Yellow, Inner Nozzle ■●
7	102-4967	1	Ratchet Ring, 1.5"		118-1521	1	Main Nozzle Adapter ■●
8	102-5971	1	Trajectory Adjuster		995-09	1	Valve Removal Tool ■●
9	102-2925	1	Intermediate Nozzle, Blue (Used With #51, #55, #56, #58 And #59 Main Nozzles)		118-1843	1	Valve Insertion Tool ■●
9	102-2926	1	Intermediate Nozzle, Orange (Used With #53, #54 And #57 Main Nozzles)		995-15	1	Selector Tool (Flag Key) ■●
9	102-2928	1	Intermediate Nozzle, Red (Used With #52 Main Nozzle)		995-99	1	Nut Driver, 5/8" (For Main Nozzle) ■●
10	102-2910	1	Nozzle Assembly, Inner		995-105	1	Nut Driver, 5/16" (For Inner & Intermediate Nozzles And Plugs) ■●
11	102-4587	1	Nozzle, Main, #51, Yellow		995-83	1	Multi-Purpose Tool ■●
11	102-4588	1	Nozzle, Main, #52, Blue		995-85	1	Riser Removal Tool ■●
11	102-4589	1	Nozzle, Main, #53, Brown		995-100	1	Valve Snap Ring Pliers With Screen Remover ■●
11	102-0728	1	Nozzle, Main, #54, Orange		995-102	1	Riser Hold-Up Tool, Universal ■●
11	102-0729	1	Nozzle, Main, #55, Green		118-0954	1	Riser Hold-Up Tool, Red ■●
11	102-0730	1	Nozzle, Main, #56, Gray				
11	102-4261	1	Nozzle, Main, #57, Black				
11	102-4260	1	Nozzle, Main, #58, Red				
11	102-4259	1	Nozzle, Main, #59, Beige				
12	363-4978	1	O-Ring, Main Nozzle				
13	102-4335	1	Plug, Nozzle				
14	102-2892	1	Riser Assembly				
15	363-4236	1	Screw, Drive				
16	102-4504	1	Drive Assy., 12-Pack				

● SERVICE ITEMS
▲ Not serviced separately

■ Not illustrated

INF34 Series Golf Sprinkler w/ Dual Trajectory



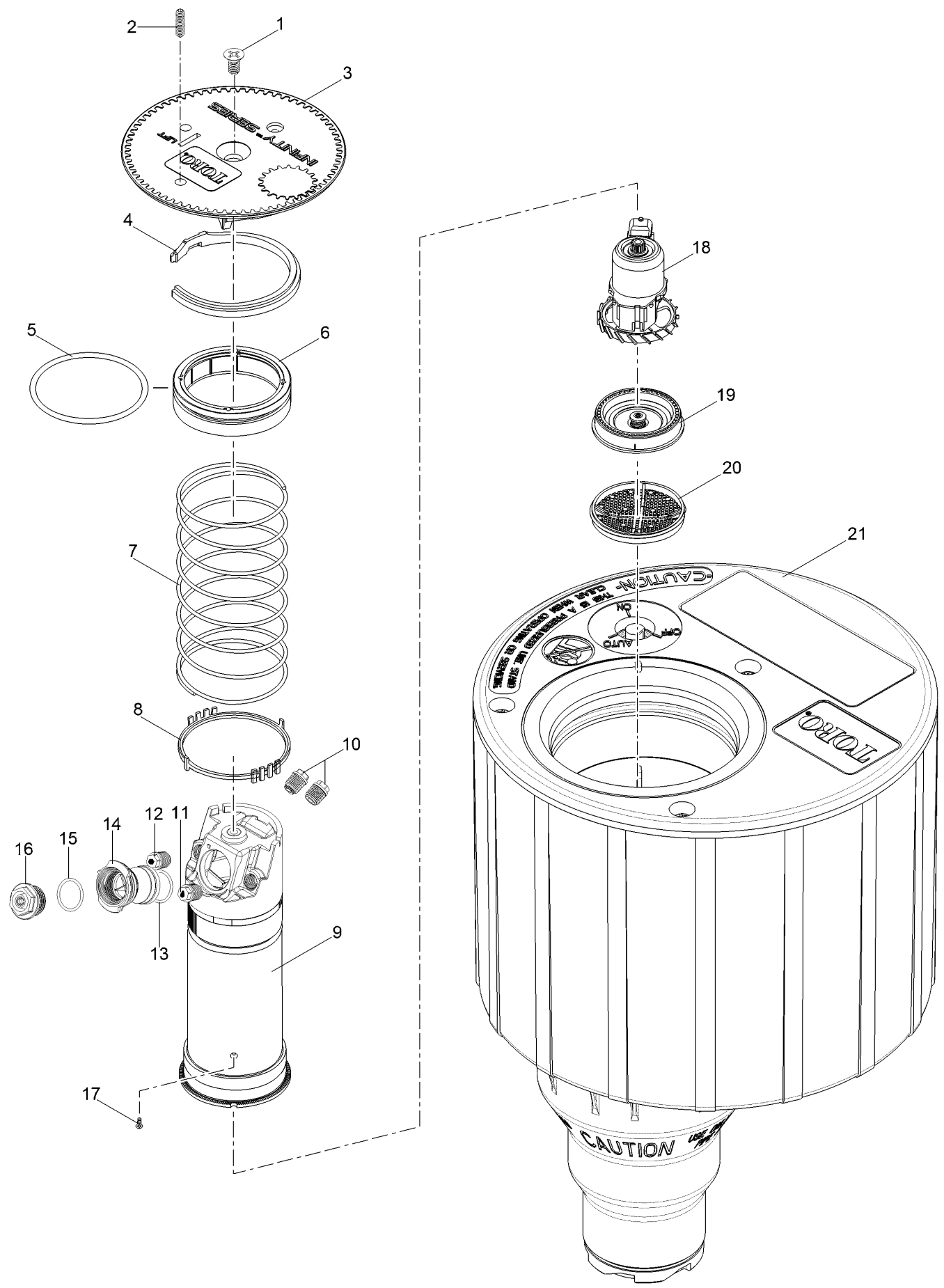
INF34 Series Golf Sprinkler w/ Dual Trajectory (continued)

Ref.	Part Number	Qty.	Description	Ref.	Part Number	Qty.	Description
1	102-0362	1	Screw, Cap	11	102-6908	1	Nozzle, Main, #35, Green
2	363-4839	1	Radius Reduction Screw	11	102-0730	1	Nozzle, Main, #36, Gray
3	118-3089	1	Cap, Black	11	102-4261	1	Nozzle, Main, #37, Black
3	118-3093	1	Cap, Effluent	12	89-1385	1	Snap Ring, Riser
4	102-5837	1	Nozzle Base Assembly	13	363-4102	1	O-Ring, Paraffin As-568 232
5	102-2925	1	Intermediate Nozzle, Blue (Used With #31 Main Nozzle)	14	102-0134	1	Retainer, Seal
5	102-2926	1	Intermediate Nozzle, Orange (Used With #32 Main Nozzle)	15	102-0151	1	Spring, Return
5	102-2928	1	Intermediate Nozzle, Red (Used With #33 Main Nozzle)	16	363-4167	1	O-Ring, Nozzle Base
5	102-2929	1	Intermediate Nozzle, Beige (Used With #34 And #35 Main Nozzles)	17	102-0202	1	Riser
5	102-6944	1	Intermediate Nozzle Assy., Red W/ Stream Straightener (Used With #36 Main Nozzle)	18	102-4503	1	Drive Assembly, 12-Pack
5	102-6945	1	Intermediate Nozzle Assy., Gray W/ Stream Straightener (Used With #37 Main Nozzle)	19	102-6929	1	Stator, Low Flow, High Velocity, Blue (Used With #31-34 Main Nozzles)
6	102-6937	1	Nozzle Assy. Inner, Yellow Nozzle W/ Yellow Helical Restrictor	19	102-1940	1	Stator Assembly, Medium Flow, White (Used With #35-37 Main Nozzles)
7	102-4335	2	Plug, Nozzle	20	102-1715	1	Screen, Riser
8	102-5978	1	O-Ring, Nozzle Housing	21		1	Body Assembly (See Golf Sprinkler Body Assembly Section) ▲
9	102-5597	1	Nozzle Housing Assy.	995-08		1	Valve Removal Tool ■●
10	363-4978	1	O-Ring, Main Nozzle	118-1844		1	Valve Insertion Tool ■●
11	102-0725	1	Nozzle, Main, #31, Yellow	995-15		1	Selector Tool (Flag Key) ■●
11	102-7001	1	Nozzle, Main, #32, Blue	995-99		1	Nut Driver, 5/8" (For Main Nozzle) ■●
11	102-0727	1	Nozzle, Main, #33, Brown	995-105		1	Nut Driver, 5/16" (For Inner & Intermediate Nozzles And Plugs) ■●
11	102-7002	1	Nozzle, Main, #34, Orange	995-83		1	Multi-Purpose Tool ■●
				995-85		1	Riser Removal Tool ■●
				995-100		1	Valve Snap Ring Pliers With Screen Remover ■●
				995-102		1	Riser Hold-Up Tool, Universal ■●
				118-0954		1	Riser Hold-Up Tool, Red ■●

● SERVICE ITEMS
▲ Not serviced separately

■ Not illustrated

INF35 Series Golf Sprinkler w/ Dual Trajectory



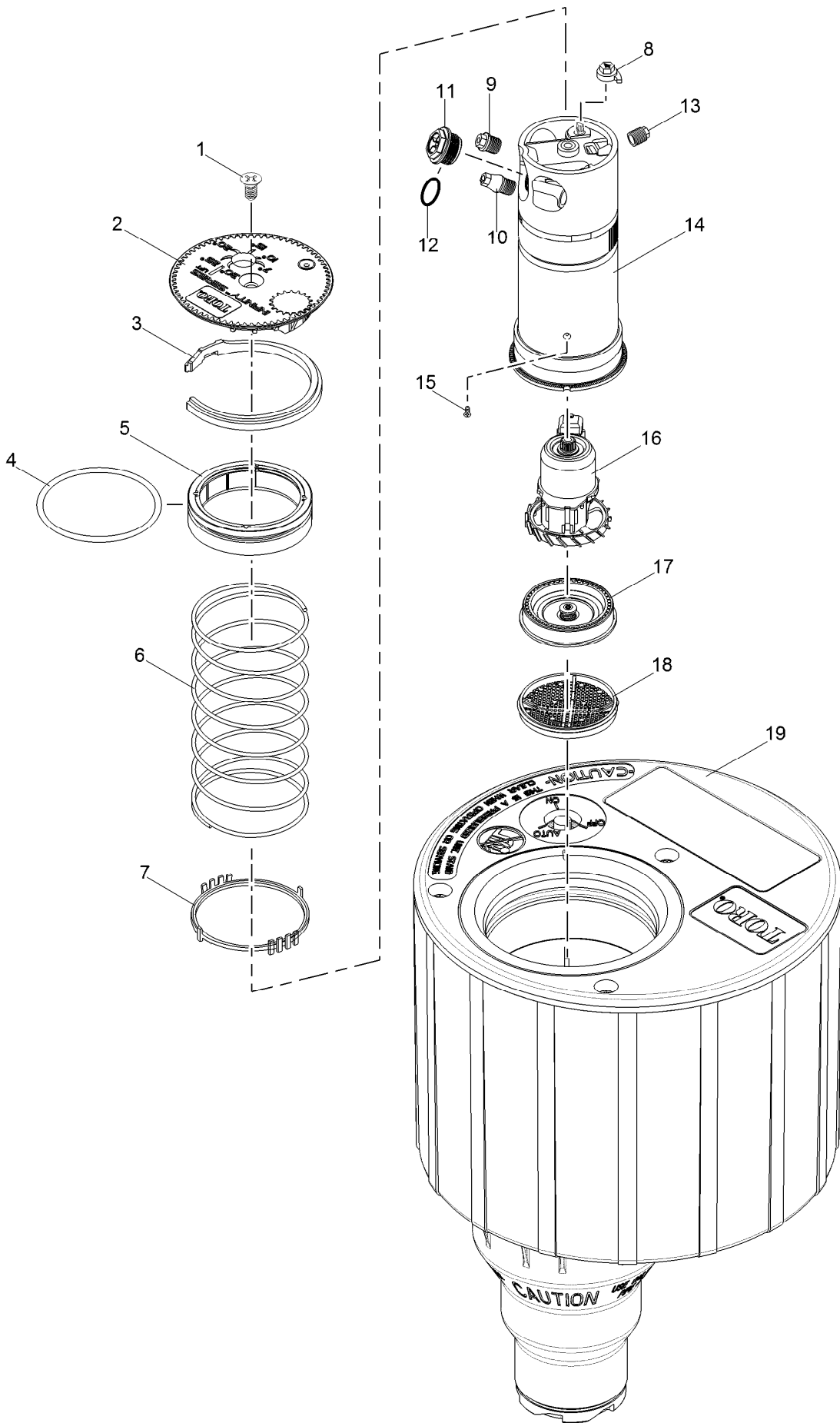
INF35 Series Golf Sprinkler w/ Dual Trajectory (continued)

<i>Ref.</i>	<i>Part Number</i>	<i>Qty.</i>	<i>Description</i>	<i>Ref.</i>	<i>Part Number</i>	<i>Qty.</i>	<i>Description</i>
1	102-6138	1	Screw, Cap, Black	16	102-6906	1	Nozzle, Main, #31, Yellow
2	363-4839	1	Radius Reduction Screw	16	102-0726	1	Nozzle, Main, #32, Blue
3	118-3089	1	Cap, Black	16	102-6907	1	Nozzle, Main, #33, Brown
3	118-3093	1	Cap, Effluent	16	102-0728	1	Nozzle, Main, #34, Orange
4	89-1385	1	Snap Ring, Riser	16	102-6955	1	Nozzle, Main, #35, Green
5	363-4102	1	O-Ring, Paraffin As-568 232	16	102-6935	1	Nozzle, Main, #36, Gray
6	102-0134	1	Retainer, Seal	16	102-6936	1	Nozzle, Main, #37, Black
7	102-0151	1	Spring, Return	16	118-1521	1	Main Nozzle Adapter
8	102-2619	1	Ratchet Ring, 1"	17	363-4236	1	Screw, Drive
9	118-1079	1	Riser Assembly	18	102-4504	1	Drive Assy., 12-Pack
10	102-4335	2	Plug, Nozzle	19	102-6929	1	Stator, Low Flow, High Velocity, Blue (Used With #30 Main Nozzle)
11	102-5670	1	Nozzle Assy. Inner, Yellow W/ White Helical Restrictor (Used With #30-35 Main Nozzles)	19	102-1939	1	Stator Assembly, Low Flow, Yellow (Used With #31-34 Main Nozzles)
11	102-6531	1	Nozzle Assy., Inner, Green W/ White Helical Restrictor (Used With #36-37 Main Nozzles)	19	102-1940	1	Stator Assembly, Medium Flow, White (Used With #35-37 Main Nozzles)
12	102-6942	1	Intermediate Nozzle Assy., Beige W/ Stream Straightener (Used With #30 Main Nozzle)	20	102-1715	1	Screen, Riser
12	102-5671	1	Intermediate Nozzle Assy., Brown W/ Stream Straightener (Used With #31 Main Nozzle)	21		1	Body Assembly (See Golf Body Assembly Section.) ▲
12	102-6884	1	Intermediate Nozzle, Yellow (Used With #32-34 Main Nozzles)		995-08	1	Valve Removal Tool ■●
12	102-6885	1	Intermediate Nozzle, Green (Used With #35-37 Main Nozzles)		118-1844	1	Valve Insertion Tool ■●
13	102-5978	1	O-Ring, Nozzle Housing		995-15	1	Selector Tool (Flag Key) ■●
14	102-5597	1	Nozzle Housing Assy.		995-99	1	Nut Driver, 5/8" (For Main Nozzle) ■●
15	363-4978	1	O-Ring, Main Nozzle		995-105	1	Nut Driver, 5/16" (For Inner & Intermediate Nozzles And Plugs) ■●
16	102-2208	1	Nozzle, Main, #30, Blank, White		995-83	1	Multi-Purpose Tool ■●
					995-85	1	Riser Removal Tool ■●
					995-100	1	Valve Snap Ring Pliers With Screen Remover ■●
					995-102	1	Riser Hold-Up Tool, Universal ■●
					118-0954	1	Riser Hold-Up Tool, Red ■●

● SERVICE ITEMS
▲ Not serviced separately

■ Not illustrated

INF35-6 Series Golf Sprinkler w/ 24-Pos TruJectory



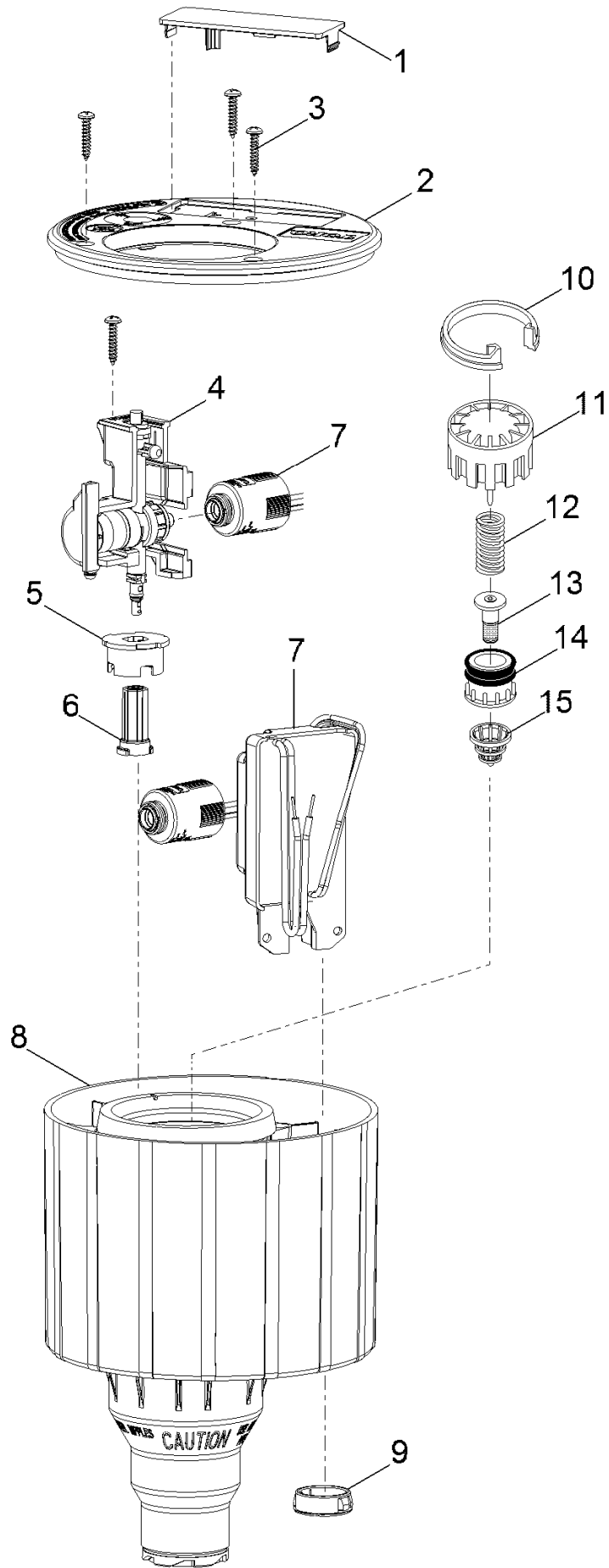
INF35-6 Series Golf Sprinkler w/ 24-Pos TruJectory (continued)

<i>Ref.</i>	<i>Part Number</i>	<i>Qty.</i>	<i>Description</i>	<i>Ref.</i>	<i>Part Number</i>	<i>Qty.</i>	<i>Description</i>
1	102-6138	1	Screw, Cap, Black	14	102-2892	1	Riser Assembly
2	118-3090	1	Cap, Black	15	363-4236	1	Screw, Drive
2	118-3094	1	Cap, Effluent	16	102-4504	1	Drive Assy., 12-Pack
3	89-1385	1	Snap Ring, Riser	17	102-6929	1	Stator, Low Flow, High Velocity, Blue (Used With #30 Main Nozzle And Nozzle Adapter)
4	363-4102	1	O-Ring, Paraffin As-568 232	17	102-1939	1	Stator Assembly, Low Flow, Yellow (Used With #31-34 Main Nozzles)
5	102-0134	1	Retainer, Seal	17	102-1940	1	Stator Assembly, Medium Flow, White (Used With #35-37 Main Nozzles)
6	102-0151	1	Spring, Return	18	102-1715	1	Screen, Riser
7	102-2619	1	Ratchet Ring, 1"	19		1	Body Assembly (See Golf Body Assembly Section.) ▲
8	102-5971	1	Trajectory Adjuster		995-08	1	Valve Removal Tool ■●
9	102-2925	1	Intermediate Nozzle, Blue (Used With #30, #31, #35 And #36 Main Nozzles)		118-1844	1	Valve Insertion Tool ■●
9	102-2926	1	Intermediate Nozzle, Orange (Used With #33, #34 And #37 Main Nozzles)		995-15	1	Selector Tool (Flag Key) ■●
9	102-2928	1	Intermediate Nozzle, Red (Used With #32 Main Nozzle)		995-99	1	Nut Driver, 5/8" (For Main Nozzle) ■●
10	102-2910	1	Nozzle Assembly, Inner		995-105	1	Nut Driver, 5/16" (For Inner & Intermediate Nozzles And Plugs) ■●
11	102-2208	1	Nozzle, Main, #30, Blank, White		995-83	1	Multi-Purpose Tool ■●
11	102-4587	1	Nozzle, Main, #31, Yellow		995-85	1	Riser Removal Tool ■●
11	102-4588	1	Nozzle, Main, #52, Blue		995-100	1	Valve Snap Ring Pliers With Screen Remover ■●
11	102-4589	1	Nozzle, Main, #53, Brown		995-102	1	Riser Hold-Up Tool, Universal ■●
11	102-0728	1	Nozzle, Main, #34, Orange		118-0954	1	Riser Hold-Up Tool, Red ■●
11	102-0729	1	Nozzle, Main, #55, Green				
11	102-0730	1	Nozzle, Main, #36, Gray				
11	102-4261	1	Nozzle, Main, #37, Black				
11	118-1521	1	Main Nozzle Adapter				
12	363-4978	1	O-Ring, Main Nozzle				
13	102-4335	1	Plug, Nozzle				

● SERVICE ITEMS
▲ Not serviced separately

■ Not illustrated

INFINITY Series 1 Inch Golf Sprinkler Body



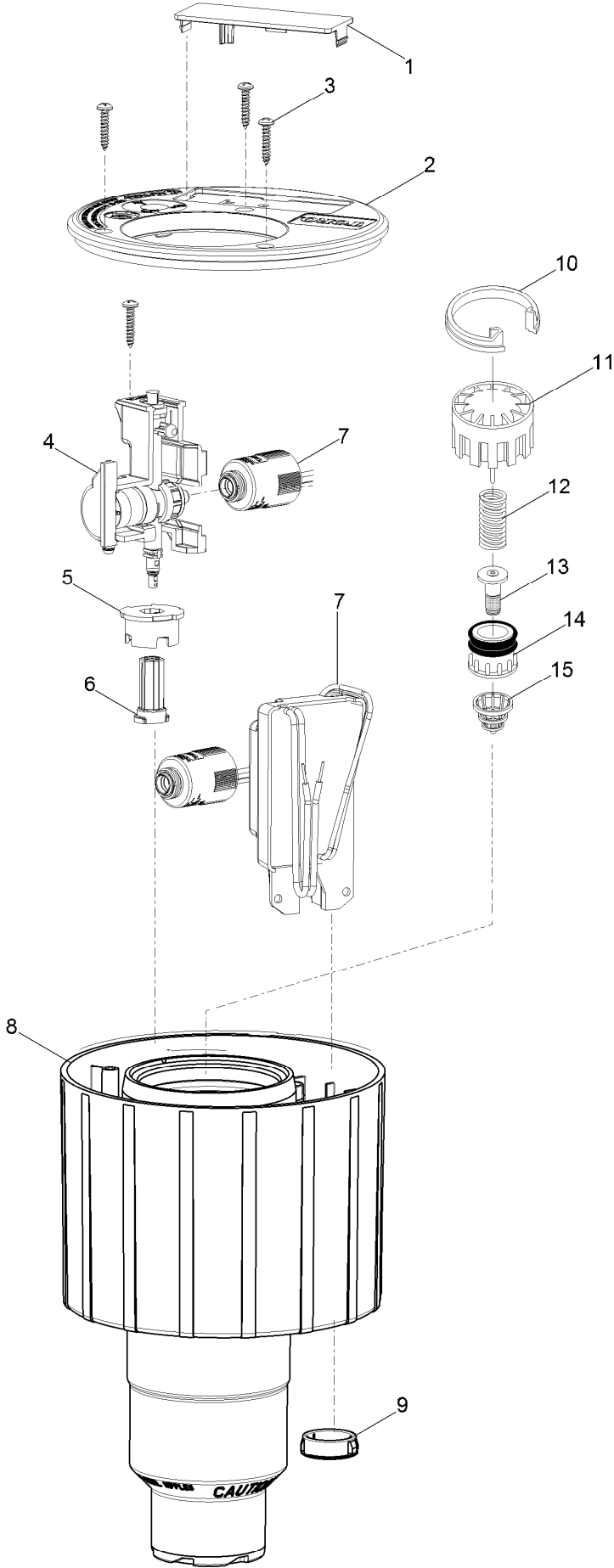
INFINITY Series 1 Inch Golf Sprinkler Body (continued)

<i>Ref.</i>	<i>Part Number</i>	<i>Qty.</i>	<i>Description</i>	<i>Ref.</i>	<i>Part Number</i>	<i>Qty.</i>	<i>Description</i>
1	118-1840	1	Marker, Blank	7	102-2709	1	Solenoid Assy., 24Vdc, Latching (Red W/ White Stripe And Black Wires)
1	118-3029	1	Marker, Laser Etched				
2	118-1813	1	Cover	7	118-0841	1	Gdc Module, 1-Station, Golf Body With Solenoid
3	4102001	6	Screw, Tap, 10-16 X 1.25	8	118-3031	1	Body, W/ Comp, 1" Acme
4	118-1826	1	Pilot Valve, Spike-Guard Solenoid	9	364-1164	1	Plug, Cable Access
4	118-1982	1	Pilot Valve W/O Solenoid	10	89-4702	1	Snap Ring, Valve
4	118-1983	1	Pilot Valve W/ Nickel Plated Spike-Guard Solenoid	11	102-0623	1	Cylinder Assy., El & No/Com
4	118-1984	1	Pilot Valve W/ Dc Latching Solenoid	12	102-6411	1	Spring, Valve, El/No, Silver
4	118-1985	1	Pilot Valve W/ 600/700 Solenoid	13	35-9646	1	Filter Assy., Metering, El, Nc
5	118-1815	1	Retainer, Check Valve	14	89-1054	1	Piston Assy., El & Nc (Include Item 13)
6	118-1827	1	Check Flow Assy., Vih Communication	15	102-0784	1	Rock Screen, 1"
7	118-0248	1	Solenoid, 600/700 Series (Red & Black Wires)		118-3651	1	Wire Splice Kit (Includes 2 Gel Caps And 2 Wire Nuts) ■●
7	102-3443	1	Solenoid-Low Wattage, W/Surge Protection (Black Wires)		995-80	1	Nut Driver, 1/2 (For Check Flow Assembly) ■●
7	102-3444	1	Solenoid-Low Wattage, W/Surge Protection, Nickel Plated (Red Wires)				

● SERVICE ITEMS

■ Not illustrated

INFINITY Series 1.5 Inch Golf Sprinkler Body



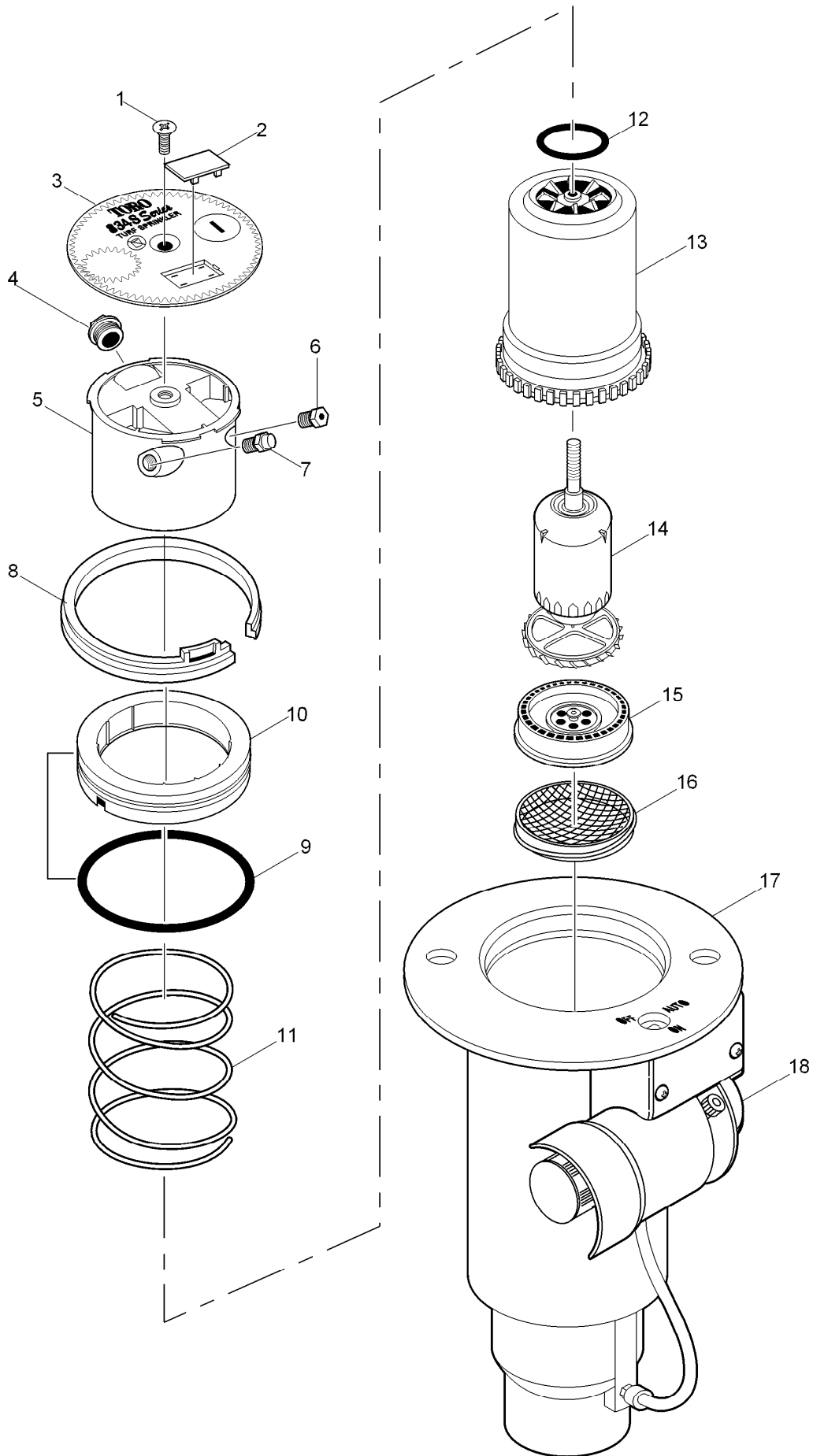
INFINITY Series 1.5 Inch Golf Sprinkler Body (continued)

<i>Ref.</i>	<i>Part Number</i>	<i>Qty.</i>	<i>Description</i>	<i>Ref.</i>	<i>Part Number</i>	<i>Qty.</i>	<i>Description</i>
1	118-1840	1	Marker, Blank	7	102-2709	1	Solenoid Assy., 24Vdc, Latching (Red W/ White Stripe And Black Wires)
1	118-3029	1	Marker, Laser Etched				
2	118-1813	1	Cover				
3	4102001	6	Screw, Tap, 10-16 X 1.25	7	118-0841	1	Gdc Module, 1-Station, Golf Body With Solenoid
4	118-1826	1	Pilot Valve, Spike-Guard Solenoid	8	118-3030	1	Body, W/ Comp, 1.5" Acme
4	118-1982	1	Pilot Valve W/O Solenoid	9	364-1164	1	Plug, Cable Access
4	118-1983	1	Pilot Valve W/ Nickel Plated Spike-Guard Solenoid	10	3-3304	1	Snap Ring, Valve
4	118-1984	1	Pilot Valve W/ Dc Latching Solenoid	11	102-0626	1	Cylinder Assy., EI And No/Com
4	118-1985	1	Pilot Valve W/ 600/700 Solenoid	12	102-6411	1	Spring, Valve, EI/No, Silver
5	118-1815	1	Retainer, Check Valve	13	35-9645	1	Filter Assy., Metering, EI & Nc
6	118-1827	1	Check Flow Assy., Vih Communication	14	102-5101	1	Piston Assy., EI
7	118-0248	1	Solenoid, 600/700 Series (Red & Black Wires)	15	102-6065	1	Rock Screen, 1.5"
7	102-3443	1	Solenoid-Low Wattage, W/ Surge Protection (Black Wires)		118-3651	1	Wire Splice Kit (Includes 2 Gel Caps And 2 Wire Nuts) ■●
7	102-3444	1	Solenoid-Low Wattage, W/ Surge Protection, Nickel Plated (Red Wires)		995-80	1	Nut Driver, 1/2 (For Check Flow Assembly) ■●

● SERVICE ITEMS

■ Not illustrated

834S Series Sprinkler - Pre-August 2007



834S Series Sprinkler - Pre-August 2007 (continued)

<i>Ref.</i>	<i>Part Number</i>	<i>Qty.</i>	<i>Description</i>	<i>Ref.</i>	<i>Part Number</i>	<i>Qty.</i>	<i>Description</i>
1	102-0362	1	Screw, Cap		102-2208		Nozzle, Main, #30, Blank, White ●▲
2	89-1589	1	Plug, Cap (Black)		102-0840		Nozzle, Inner/Intermediate, Blank, Red ●▲
3	102-0230	1	Cap, 834S		102-2041		Restrictor, Yellow, Inner Nozzle ●▲
3	102-1703	1	Cap, 834S, Effluent		102-4337	1	Stream Straightener, Intermediate Nozzle ●▲
4	102-0725	1	Nozzle, Main, #31, Yellow		102-2502		Cap, 834S, W/O Graphics ●▲
4	102-0726	1	Nozzle, Main, #32, Blue		102-2503		Cap, 834S, W/O Graphics, Effluent ●▲
4	102-0727	1	Nozzle, Main, #33, Brown		YARDMARKYEL10		Yardage Marker, Yellow (10-Sheets Per Pack) ●▲
4	102-0728	1	Nozzle, Main, #34, Orange		YARDMARKLAV10		Yardage Marker, Lavender (For Non-Potable Water Applications) ●▲
4	102-0729	1	Nozzle, Main, #55, Green		834S-3134		Conversion Assembly, 834S W/ #31, 32, 33, 34 Nozzles ▶▲
4	102-0730	1	Nozzle, Main, #36, Gray		834S-3134E		Conversion Assembly, 834S W/ #31, 32, 33, 34 Nozzles, Effluent (Lavender) ▶▲
4	102-4261	1	Nozzle, Main, #37, Black		834S-3537		Conversion Assembly, 834S W/ #35, 36, 37 Nozzles ▶▲
5	102-7406	1	Nozzle Base Kit, Dual Trajectory (Includes Items 1-5, 7-10 On 834S Present Models)		834S-3537E		Conversion Assembly, 834S W/ #35, 36, 37 Nozzles, Effluent (Lavender) ▶▲
6	102-2105	1	Nozzle Assy. Intermediate, Blue (Used W/ #1 Yellow And #2 Blue Mains)		995-08		Valve Removal Tool ■▲
6	102-2106	1	Nozzle Assy. Intermediate, Orange (Used W/ #3 Brown & #4 Orange Mains)		995-15		Selector Tool (Flag Key) ■▲
6	102-2107	1	Nozzle Assy. Intermediate, Gray (Used W/ #5 Green & #6 Gray Mains)		995-76		Valve Insertion Tool ■▲
6	102-2981	1	Nozzle Assy. Intermediate, Red (Used W/ #7 Black Main)		995-79		Nut Driver, 7/16" (For Inner And Intermediate Nozzles) ■▲
7	102-2980	1	Nozzle Assy. Inner, Red (W/ Restrictor)		995-83		Multi-Purpose Tool ■▲
8	89-1385	1	Snap Ring, Riser		995-85		Riser Removal Tool ■▲
9	363-4102	1	O-Ring, Paraffin As-568 232		995-99		Nut Driver, 5/8" (For Main Nozzle) ■▲
10	102-0134	1	Retainer, Seal		995-100		Valve Snap Ring Pliers With Screen Remover ■▲
11	102-0151	1	Spring, Return		995-102		Riser Hold-Up Tool, Universal ■▲
12	363-4167	1	O-Ring, Nozzle Base		118-0954	1	Riser Hold-Up Tool, Red ■▲
13	102-0202	1	Riser				
14	102-4503	1	Drive Assembly, 12-Pack				
15	102-1939	1	Stator Assembly, Low Flow, Yellow (Used W/ #1-#4 Mains)				
15	102-1940	1	Stator Assembly, Medium Flow, White (Used W/ #5-#7 Mains)				
16	102-1715	1	Screen, Riser				
17		1	Body Assembly (See Golf Body Assembly Section) ◻◆				
18		1	Pilot Valve Assembly (See Pilot Valve Assembly Section) ◻◆				

● SERVICE ITEMS

▲ Not illustrated

◻ See Pilot Valve Assembly Section.

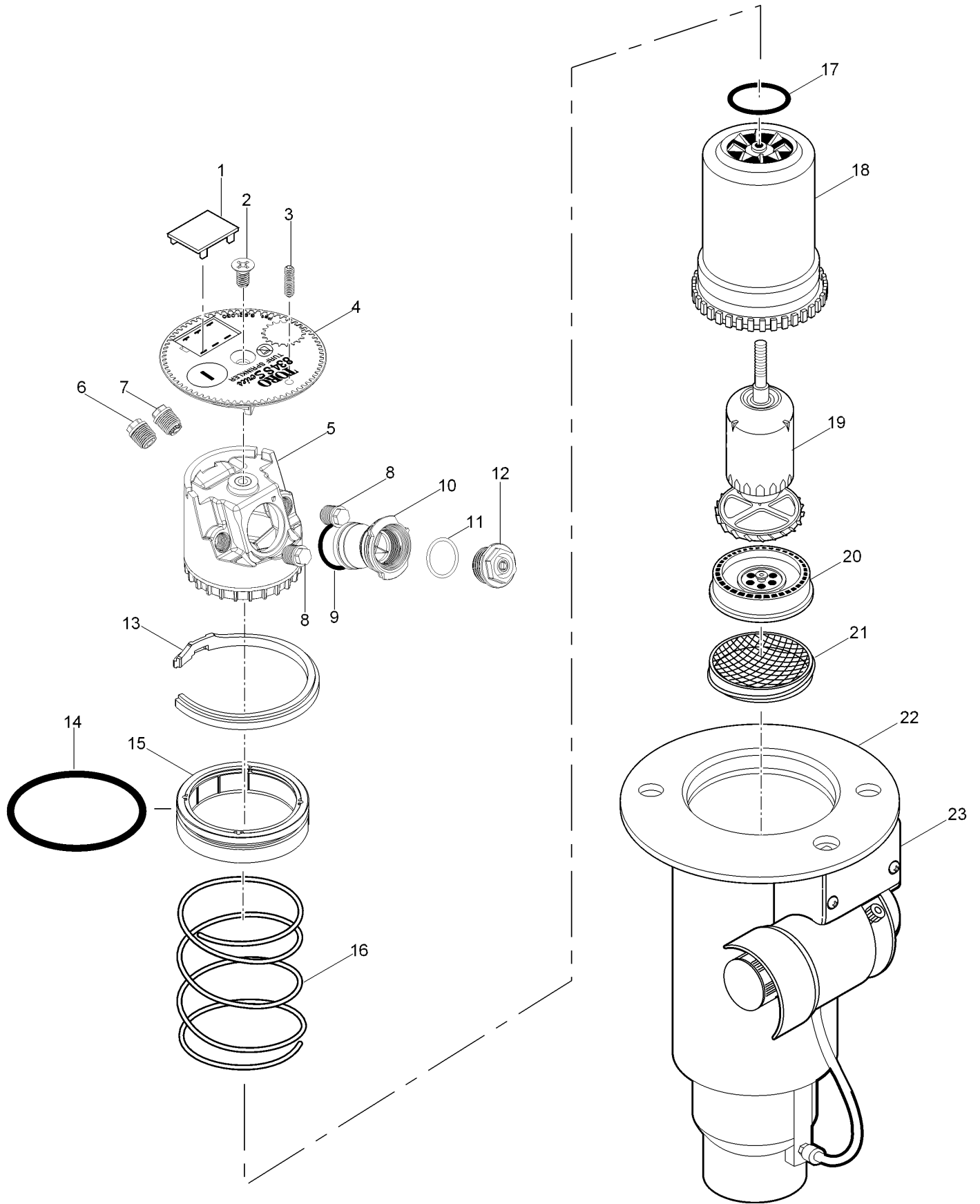
▶ Order Through Finished Goods Distribution System - Minneapolis

■ SERVICE TOOLS

◆ Not serviced separately

○ See Golf Sprinkler Body Assembly Section.

834S Series Sprinkler - August 2007-Present



834S Series Sprinkler - August 2007-Present (continued)

Ref.	Part Number	Qty.	Description	Ref.	Part Number	Qty.	Description
1	89-1589	1	Plug, Cap (Black)	20	102-1940	1	Stator Assembly, Medium Flow, White (Used W/ #5-#7 Mains)
2	102-0362	1	Screw, Cap	21	102-1715	1	Screen, Riser
3	363-4839	1	Radius Reduction Screw	22		1	Body Assembly (See Golf Sprinkler Body Assembly Section) ♦
4	102-5586	1	Cap, 834S	23		1	Pilot Valve Assembly (See Pilot Valve Assembly Section) ♦
4	102-5590	1	Cap, 834S, Effluent		102-2208		Nozzle, Main, #30, Blank, White ●▲
5	102-5837	1	Nozzle Base Assembly		102-5672		Cap, Blank ●▲
6	102-2925	1	Intermediate Nozzle, Blue (Used W/ #1 Main)		102-5673		Cap, Blank, Effluent ●▲
6	102-2926	1	Intermediate Nozzle, Orange (Used W/ #2 Main)		YARDMARKYEL10		Yardage Marker, Yellow (10-Sheets Per Pack) ●▲
6	102-2928	1	Intermediate Nozzle, Red (Used W/ #3 Main)		YARDMARKLAV10		Yardage Marker, Lavender (For Non-Potable Water Applications) ●▲
6	102-2929	1	Intermediate Nozzle, Beige (Used W/ #4 & #5 Mains)		834S-3134		Conversion Assembly, 834S W/ #31, 32, 33, 34 Nozzles □▲
6	102-6944	1	Intermediate Nozzle Assy., Red W/ Stream Straightener (Used W/ #6 Main)		834S-3134E		Conversion Assembly, 834S W/ #31, 32, 33, 34 Nozzles, Effluent (Lavender) □▲
6	102-6945	1	Intermediate Nozzle Assy., Gray W/ Stream Straightener (Used W/ #7 Main)		834S-3537		Conversion Assembly, 834S W/ #35, 36, 37 Nozzles □▲
6	102-6883	1	Intermediate Nozzle, Brown (Used W/ #7 Main, Front Position On The Right Of Main)		834S-3537E		Conversion Assembly, 834S W/ #35, 36, 37 Nozzles, Effluent (Lavender) □▲
7	102-6937	1	Nozzle Assy. Inner, Yellow Nozzle W/ Yellow Helical Restrictor		995-08		Valve Removal Tool ■▲
8	102-4335	2	Plug, Nozzle		995-76		Valve Insertion Tool ■▲
9	102-5978	1	O-Ring, Nozzle Housing		995-15		Selector Tool (Flag Key) ■▲
10	102-5597	1	Nozzle Housing Assy. (Includes Item 9)		995-99		Nut Driver, 5/8" (For Main Nozzle) ■▲
11	363-4978	1	O-Ring, Main Nozzle		995-105		Nut Driver, 5/16" (For Inner & Intermediate Nozzles And Plugs) ■▲
12	102-0725	1	Nozzle, Main, #31, Yellow		995-83		Multi-Purpose Tool ■▲
12	102-7001	1	Nozzle, Main, #32, Blue		995-85		Riser Removal Tool ■▲
12	102-0727	1	Nozzle, Main, #33, Brown		995-100		Valve Snap Ring Pliers With Screen Remover ■▲
12	102-7002	1	Nozzle, Main, #34, Orange		995-102	1	Riser Hold-Up Tool, Universal ■▲
12	102-6908	1	Nozzle, Main, #35, Green		118-0954	1	Riser Hold-Up Tool, Red ■▲
12	102-0730	1	Nozzle, Main, #36, Gray				
12	102-4261	1	Nozzle, Main, #37, Black				
13	89-1385	1	Snap Ring, Riser				
14	363-4102	1	O-Ring, Paraffin As-568 232				
15	102-0134	1	Retainer, Seal				
16	102-0151	1	Spring, Return				
17	363-4167	1	O-Ring, Nozzle Base				
18	102-0202	1	Riser				
19	102-4503	1	Drive Assembly, 12-Pack				
20	102-6929	1	Stator, Low Flow, High Velocity, Blue (Used W/ #1-#4 Mains)				

● SERVICE ITEMS

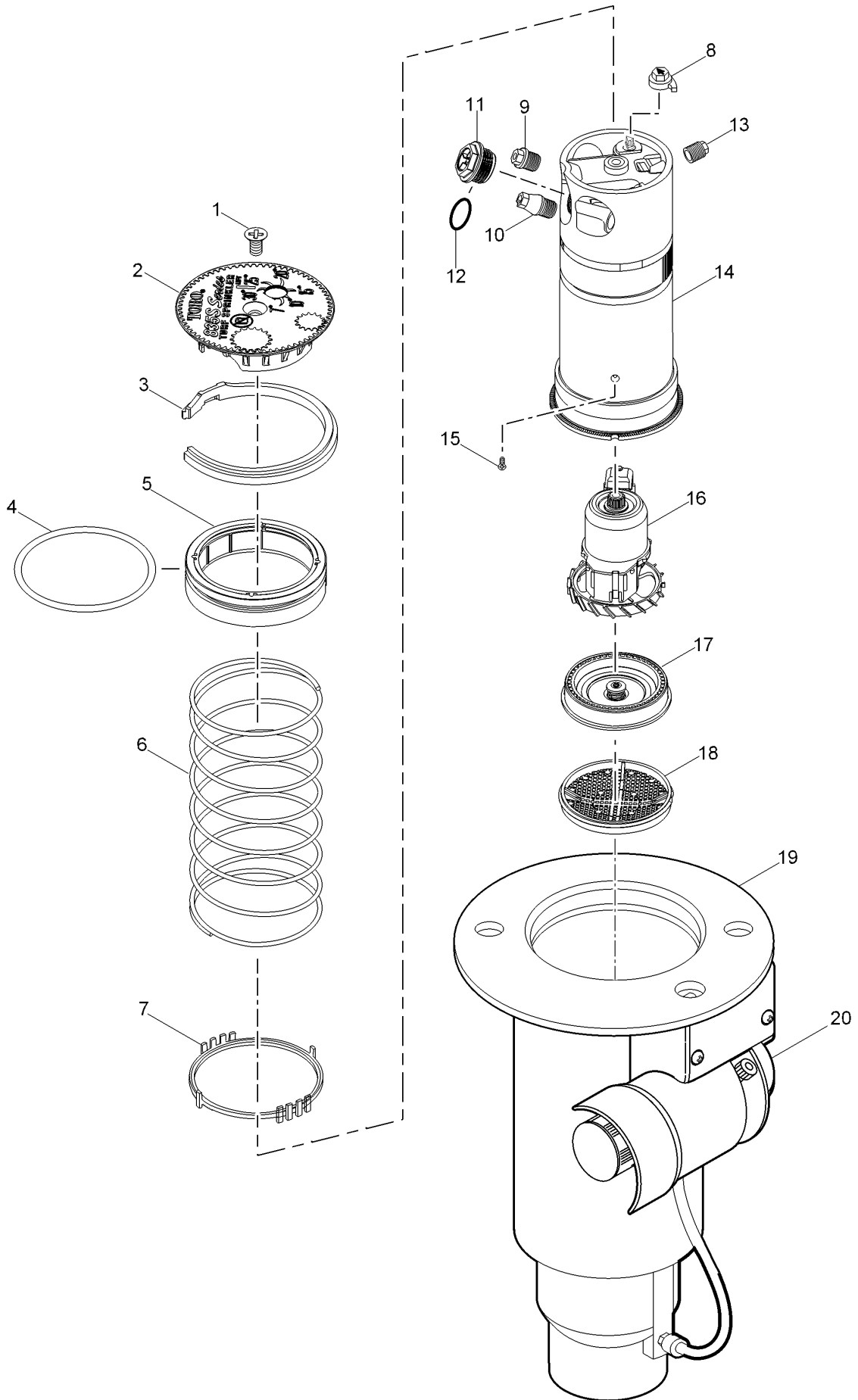
▲ Not illustrated

□ Order Through Finished Goods Distribution System - Minneapolis

■ SERVICE TOOLS

◆ Not serviced separately

835S Series Sprinklers



835S Series Sprinklers (continued)

Ref.	Part Number	Qty.	Description	Ref.	Part Number	Qty.	Description
1	102-6138	1	Screw, Cap, Black	20		1	Pilot Valve Assembly (See Pilot Valve Assembly Section) ◻ ◆
2	102-2295	1	Cap, 835S		102-2041		Restrictor, Yellow, Inner Nozzle ● ▲
2	102-2493	1	Cap, Effluent, 835S		102-4337		Stream Straightener, Intermediate Nozzle ● ▲
3	89-1385	1	Snap Ring, Riser		102-2494		Cap, Blank, 835S ● ▲
4	363-4102	1	O-Ring, Paraffin As-568 232		102-2495		Cap, Blank, Effluent, 835S ● ▲
5	102-0134	1	Retainer, Seal		YARDMARKYEL10	1	Yardage Marker, Yellow (10-Sheets Per Pack) ● ▲
6	102-0151	1	Spring, Return		YARDMARKLAV10	1	Yardage Marker, Lavender (For Non-Potable Water Applications) ● ▲
7	102-2619	1	Ratchet Ring, 1"		835S-3134		Conversion Assy., 835S W/ #31, 32, 33, 34 Nozzles ▶ ▲
8	102-5971	1	Trajectory Adjuster		835S-3134E		Conversion Assy., 835S W/ #31, 32, 33, 34 Nozzles, Effluent ▶ ▲
9	102-2925	1	Intermediate Nozzle, Blue (Used W/ #1, #5 & #6 Mains)		835S-3537		Conversion Assy., 835S W/ #35, 36, 37 Nozzles ▶ ▲
9	102-2926	1	Intermediate Nozzle, Orange (Used W/ #3, #4 & #7 Mains)		835S-3537E		Conversion Assy., 835S W/ #35, 36, 37 Nozzles, Effluent ▶ ▲
9	102-2928	1	Intermediate Nozzle, Red (Used W/ #2 Main)		995-08		Valve Removal Tool ■ ▲
10	102-2910	1	Nozzle Assembly, Inner		995-15		Selector Tool (Flag Key) ■ ▲
11	102-2208	1	Nozzle, Main, #30, Blank, White		995-76		Valve Insertion Tool ■ ▲
11	102-4587	1	Nozzle, Main, #31, Yellow		995-83		Multi-Purpose Tool ■ ▲
11	102-4588	1	Nozzle, Main, #52, Blue		995-85		Riser Removal Tool ■ ▲
11	102-4589	1	Nozzle, Main, #53, Brown		995-99		Nut Driver, 5/8" (For Main Nozzle) ■ ▲
11	102-0728	1	Nozzle, Main, #34, Orange		995-105		Nut Driver, 5/16" (For Inner & Intermediate Nozzles And Plugs) ■ ▲
11	102-0729	1	Nozzle, Main, #55, Green		995-100		Valve Snap Ring Pliers With Screen Remover ■ ▲
11	102-0730	1	Nozzle, Main, #36, Gray		995-102		Riser Hold-Up Tool, Universal ■ ▲
11	102-4261	1	Nozzle, Main, #37, Black		118-0954	1	Riser Hold-Up Tool, Red ■ ▲
12	363-4978	1	O-Ring, Main Nozzle				
13	102-4335	1	Plug, Nozzle				
14	102-2892	1	Riser Assembly				
15	363-4236	1	Screw, Drive				
16	102-4504	1	Drive Assy., 12-Pack				
17	102-6929	1	Stator, Low Flow, High Velocity, Blue (Used W/ #0 Main)				
17	102-1939	1	Stator Assembly, Low Flow, Yellow (Used W/ #1-#4 Mains)				
17	102-1940	1	Stator Assembly, Medium Flow, White (Use W/ #5-#7 Mains)				
18	102-1715	1	Screen, Riser				
19		1	Body Assembly (See Golf Sprinkler Body Assembly Section) ◻ ◆				

● SERVICE ITEMS

▲ Not illustrated

◻ See Pilot Valve Assembly Section.

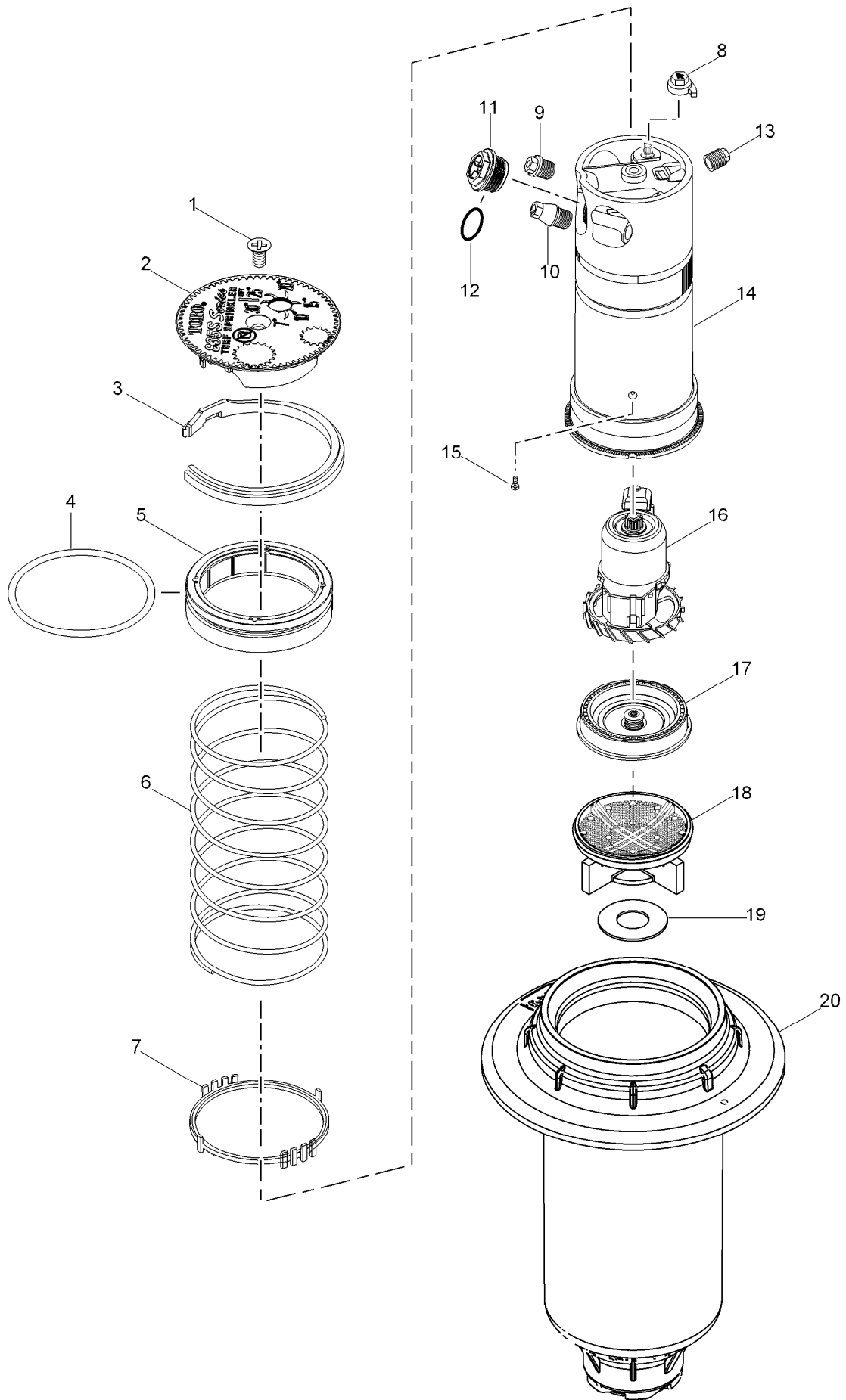
▶ Order Through Finished Goods Distribution System - Minneapolis

■ SERVICE TOOLS

◆ Not serviced separately

○ See Golf Sprinkler Body Assembly Section.

835B Series Sprinkler



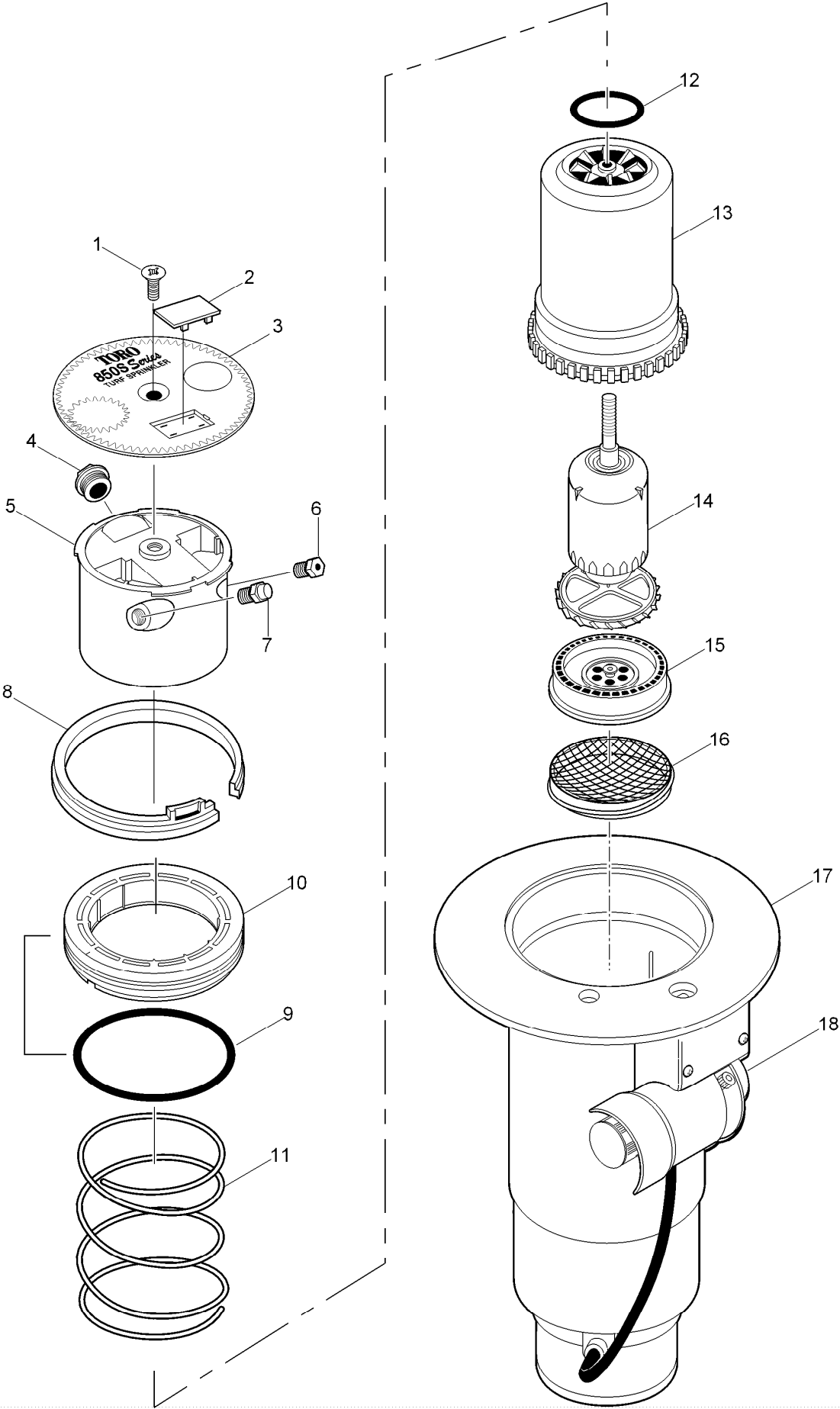
835B Series Sprinkler (continued)

<i>Ref.</i>	<i>Part Number</i>	<i>Qty.</i>	<i>Description</i>	<i>Ref.</i>	<i>Part Number</i>	<i>Qty.</i>	<i>Description</i>
1	102-6138	1	Screw, Cap, Black	17	102-6929	1	Stator, Low Flow, High Velocity, Blue ((Use W/ #0 Main)
2	102-2295	1	Cap, 835S				
2	102-2493	1	Cap, Effluent, 835S	17	102-1939	1	Stator Assembly, Low Flow, Yellow (Use W/ #1-#4 Mains)
3	89-1385	1	Snap Ring, Riser				
4	363-4102	1	O-Ring, Paraffin As-568 232	17	102-1940	1	Stator Assembly, Medium Flow, White (Use W/ #5-#8 Mains)
5	102-0134	1	Retainer, Seal				
6	102-0151	1	Spring, Return	18	102-5152	1	Screen, Riser, W/ Check Seal Holder
7	102-2619	1	Ratchet Ring, 1"	19	102-7437	1	Seal, Check
8	102-5971	1	Trajectory Adjuster	20	102-7419	1	Body, Npt
9	102-2925	1	Intermediate Nozzle, Blue (Use W/ #1, #5, #6 & #8 Mains)	20	102-7420	1	Body, Bsp
9	102-2926	1	Intermediate Nozzle, Orange (Use W/ #3, #4 & #7 Mains)	20	102-7421	1	Body, Acme
9	102-2928	1	Intermediate Nozzle, Red (Use W/ #2 Main)		102-2041		Restrictor, Yellow, Inner Nozzle ●▲
10	102-2910	1	Nozzle Assembly, Inner		102-4337	1	Stream Straightener, Intermediate Nozzle ●▲
11	102-2208	1	Nozzle, Main, #30, Blank, White				
11	102-4587	1	Nozzle, Main, #31, Yellow		102-2494		Cap, Blank, 835S ●▲
11	102-4588	1	Nozzle, Main, #52, Blue		102-2495		Cap, Blank, Effluent, 835S ●▲
11	102-4589	1	Nozzle, Main, #53, Brown				
11	102-0728	1	Nozzle, Main, #34, Orange		995-83		Multi-Purpose Tool ■▲
11	102-0729	1	Nozzle, Main, #55, Green		995-85		Riser Removal Tool ■▲
11	102-0730	1	Nozzle, Main, #36, Gray		995-99		Nut Driver, 5/8" (For Main Nozzle) ■▲
11	102-4261	1	Nozzle, Main, #37, Black				
11	102-4260	1	Nozzle, Main, #58, Red		995-105		Nut Driver, 5/16" (For Inner & Intermediate Nozzles And Plugs) ■▲
12	363-4978	1	O-Ring, Main Nozzle				
13	102-4335	1	Plug, Nozzle				
14	102-2892	1	Riser Assembly		995-102		Riser Hold-Up Tool, Universal ■▲
15	363-4236	1	Screw, Drive				
16	102-4504	1	Drive Assy., 12-Pack		118-0954	1	Riser Hold-Up Tool, Red ■▲

● SERVICE ITEMS
▲ Not illustrated

■ SERVICE TOOLS

854S Series Sprinkler - Pre-2007



854S Series Sprinkler - Pre-2007 (continued)

<i>Ref.</i>	<i>Part Number</i>	<i>Qty.</i>	<i>Description</i>	<i>Ref.</i>	<i>Part Number</i>	<i>Qty.</i>	<i>Description</i>
1	102-0362	1	Screw, Cap		102-0840		Nozzle, Inner/Intermediate, Blank, Red ●▲
2	89-1589	1	Plug, Cap (Black)		102-4337		Stream Straightener, Intermediate Nozzle ●▲
3	102-0231	1	Cap, 854S				
3	102-1704	1	Cap, 854S, Effluent		102-2041		Restrictor, Yellow, Inner Nozzle ●▲
4	102-0725	1	Nozzle, Main, #31, Yellow		102-2504		Cap, 854S, W/O Graphics ●▲
4	102-0726	1	Nozzle, Main, #32, Blue		102-2505		Cap, 854S, W/O Graphics, Effluent ●▲
4	102-0727	1	Nozzle, Main, #33, Brown		102-0950		Adapter, Conversion ●▲
4	102-0728	1	Nozzle, Main, #34, Orange		YARDMARKYEL10		Yardage Marker, Yellow (10-Sheets Per Pack) ●▲
4	102-0729	1	Nozzle, Main, #55, Green		YARDMARKLAV10		Yardage Marker, Lavender (For Non-Potable Water Applications) ●▲
4	102-0730	1	Nozzle, Main, #36, Gray		854S-5154		Conversion Assembly, 854S W/ #51, 52, 53, 54 Nozzles ▶▲
4	102-4261	1	Nozzle, Main, #37, Black		854S-5154E		Conversion Assembly, 854S W/ #51, 52, 53, 54 Nozzles, Effluent ▶▲
4	102-4260	1	Nozzle, Main, #58, Red		854S-5558		Conversion Assembly, 854S W/ #55, 56, 57, 58 Nozzles ▶▲
4	102-4259	1	Nozzle, Main, #59, Beige		854S-5558E		Conversion Assembly, 854S W/ #55, 56, 57, 58 Nozzles, Effluent ▶▲
5	102-7407	1	Nozzle Base Kit, Dual Trajectory (Includes Items 1-5 And 7-10 Found On 854S Present Model)		854S-59		Conversion Assembly, 854S W/ #59 Nozzle ▶▲
6	102-2105		Nozzle Assy. Intermediate, Blue (Used W/ #1 Yellow And #2 Blue Mains)		854S-59E		Conversion Assembly, 854S W/ #59 Nozzle, Effluent ▶▲
6	102-2106		Nozzle Assy. Intermediate, Orange (Used W/ #3 Brown & #4 Orange Mains)		995-09		Valve Removal Tool ■▲
6	102-2107		Nozzle Assy. Intermediate, Gray (Used W/ #5 Green & #6 Gray Mains)		995-101		Valve Insertion Tool ■▲
6	102-2981	1	Nozzle Assy. Intermediate, Red (Used W/ #7-#9 Mains)		995-15		Selector Tool (Flag Key) ■▲
7	102-2980	1	Nozzle Assy. Inner, Red (W/ Restrictor)		995-79		Nut Driver, 7/16" (For Inner And Intermediate Nozzles) ■▲
8	35-6119	1	Snap Ring, Riser		995-99		Nut Driver, 5/8" (For Main Nozzle) ■▲
9	363-4103	1	O-Ring, Body		995-83		Multi-Purpose Tool ■▲
10	102-0136	1	Retainer, Seal, 1.5"		995-85		Riser Removal Tool ■▲
11	102-0151	1	Spring, Return		995-100		Valve Snap Ring Pliers With Screen Remover ■▲
12	363-4167	1	O-Ring, Nozzle Base		995-102		Riser Hold-Up Tool, Universal ■▲
13	102-0203	1	Riser		118-0954	1	Riser Hold-Up Tool, Red ■▲
14	102-4503	1	Drive Assembly, 12-Pack				
15	102-1939	1	Stator Assembly, Low Flow, Yellow (Used W/ #1-#4 Mains)				
15	102-1940	1	Stator Assembly, Medium Flow, White (Used W/ #5-#8 Mains)				
15	102-1941	1	Stator Assembly, High-Flow, White (Used W/ #9 Main)				
16	102-1715	1	Screen, Riser				
17		1	Body Assembly (See Golf Sprinkler Body Assembly Section) ○◆				
18		1	Pilot Valve Assembly (See Pilot Valve Assembly Section) □◆				

● SERVICE ITEMS

▲ Not illustrated

□ See Pilot Valve Assembly Section.

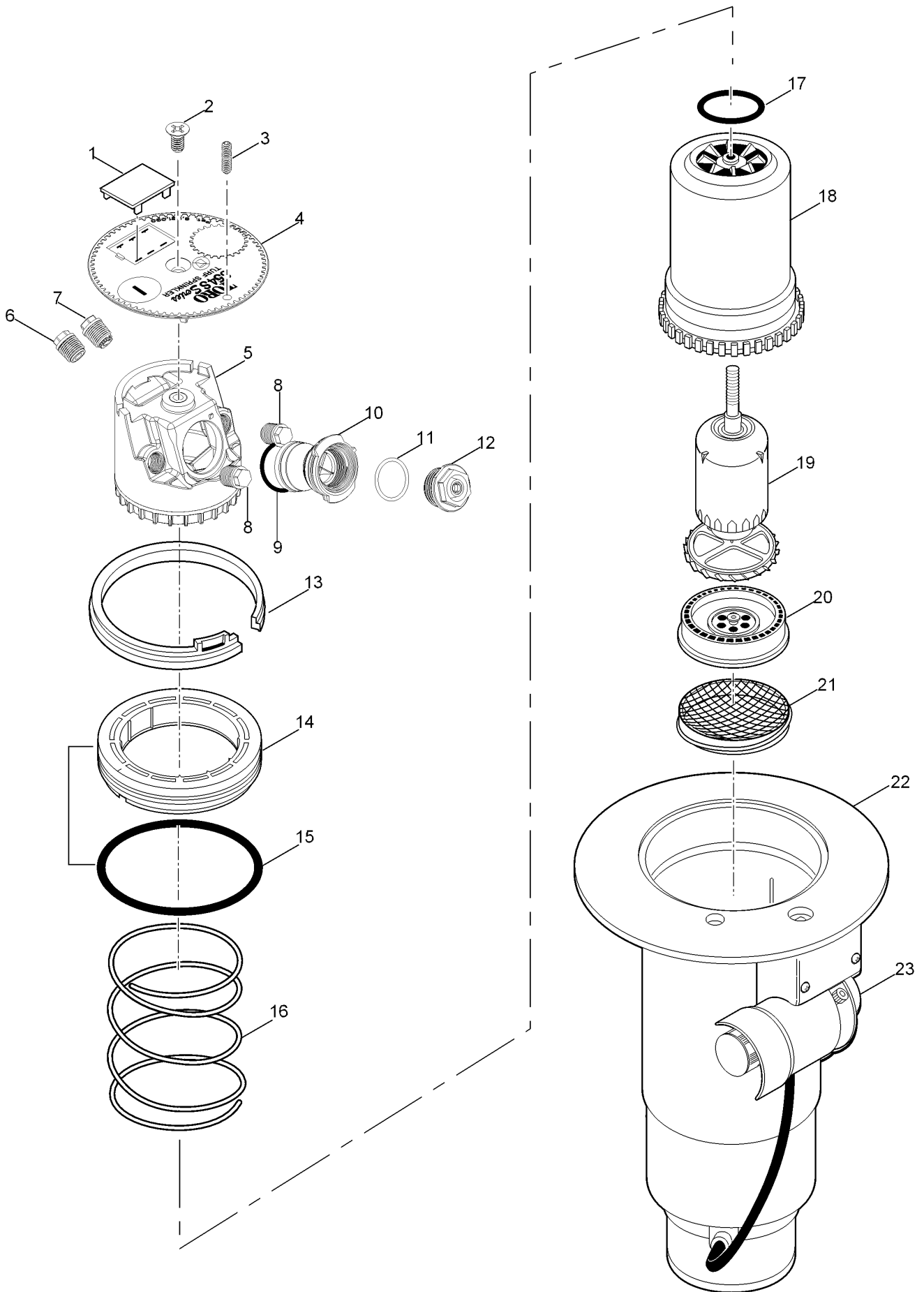
▶ Order Through Finished Goods Distribution System - Minneapolis

■ SERVICE TOOLS

◆ Not serviced separately

○ See Golf Sprinkler Body Assembly Section.

854S Series Sprinkler - August 2007 - Present



854S Series Sprinkler - August 2007 - Present (continued)

Ref.	Part Number	Qty.	Description	Ref.	Part Number	Qty.	Description
1	89-1589	1	Plug, Cap (Black)	20	102-1940	1	Stator Assembly, Medium Flow, White (Used W/ #5-#8 Mains)
2	102-0362	1	Screw, Cap	20	102-1941	1	Stator Assembly, High-Flow, White (Used W/ #9 Main)
3	363-4839	1	Radius Reduction Screw	21	102-1715	1	Screen, Riser
4	102-5587	1	Cap, 854S	22		1	Body Assembly (See Golf Sprinkler Body Assembly Section) ◻ ◆
4	102-5591	1	Cap, 854S, Effluent	23		1	Pilot Valve Assembly (See Pilot Valve Assembly Section) ◻ ◆
5	102-5837	1	Nozzle Base Assembly		102-5674		Cap, Blank ●▲
6	102-2925	1	Intermediate Nozzle, Blue (Used W/ #1 Main)		102-5675		Cap, Blank, Effluent ●▲
6	102-2926	1	Intermediate Nozzle, Orange (Used W/ #2 Main)		102-0950		Adapter, Conversion ●▲
6	102-2928	1	Intermediate Nozzle, Red (Used W/ #3 Main)		102-5011		Adapter, Conversion, 690 ▶▲
6	102-2929	1	Intermediate Nozzle, Beige (Used W/ #4 & #5 Mains)		YARDMARKYEL10		Yardage Marker, Yellow (10-Sheets Per Pack) ●▲
6	102-6944	1	Intermediate Nozzle Assy., Red W/ Stream Straightener (Used W/ #6 Main)		YARDMARKLAV10		Yardage Marker, Lavender (For Non-Potable Water Applications) ●▲
6	102-6945	1	Intermediate Nozzle Assy., Gray W/ Stream Straightener (Used W/ #7-#9 Mains)		854S-5154		Conversion Assembly, 854S W/ #51, 52, 53, 54 Nozzles ▲▶
6	102-6883	1	Intermediate Nozzle, Brown (Used W/ #7 & #8 Mains, Front Position, Right Of Main)		854S-5154E		Conversion Assembly, 854S W/ #51, 52, 53, 54 Nozzles, Effluent ▲▶
7	102-6937	1	Nozzle Assy. Inner, Yellow Nozzle W/ Yellow Helical Restrictor		854S-5558		Conversion Assembly, 854S W/ #55, 56, 57, 58 Nozzles ▲▶
8	102-4335	2	Plug, Nozzle		854S-5558E		Conversion Assembly, 854S W/ #55, 56, 57, 58 Nozzles, Effluent ▲▶
9	102-5978	1	O-Ring, Nozzle Housing		854S-59		Conversion Assembly, 854S W/ #59 Nozzle ▲▶
10	102-5597	1	Nozzle Housing Assy. (Includes Item 9)		854S-59E		Conversion Assembly, 854S W/ #59 Nozzle, Effluent ▲▶
11	363-4978	1	O-Ring, Main Nozzle		995-09		Valve Removal Tool ■▲
12	102-0725	1	Nozzle, Main, #31, Yellow		995-101		Valve Insertion Tool ■▲
12	102-7001	1	Nozzle, Main, #32, Blue		995-15		Selector Tool (Flag Key) ■▲
12	102-0727	1	Nozzle, Main, #33, Brown		995-99		Nut Driver, 5/8" (For Main Nozzle) ■▲
12	102-7002	1	Nozzle, Main, #34, Orange		995-105		Nut Driver, 5/16" (For Inner & Intermediate Nozzles And Plugs) ■▲
12	102-6908	1	Nozzle, Main, #35, Green		995-83		Multi-Purpose Tool ■▲
12	102-0730	1	Nozzle, Main, #36, Gray		995-85		Riser Removal Tool ■▲
12	102-4261	1	Nozzle, Main, #37, Black		995-100		Valve Snap Ring Pliers With Screen Remover ■▲
12	102-4260	1	Nozzle, Main, #58, Red		995-102		Riser Hold-Up Tool, Universal ■▲
12	102-4259	1	Nozzle, Main, #59, Beige		118-0954	1	Riser Hold-Up Tool, Red ■▲
13	35-6119	1	Snap Ring, Riser				
14	102-0136	1	Retainer, Seal, 1.5"				
15	363-4103	1	O-Ring, Body				
16	102-0151	1	Spring, Return				
17	363-4167	1	O-Ring, Nozzle Base				
18	102-0203	1	Riser				
19	102-4503	1	Drive Assembly, 12-Pack				
20	102-6929	1	Stator, Low Flow, High Velocity, Blue (Used W/ #1-#4 Mains)				

● SERVICE ITEMS

▲ Not illustrated

◻ See Pilot Valve Assembly Section.

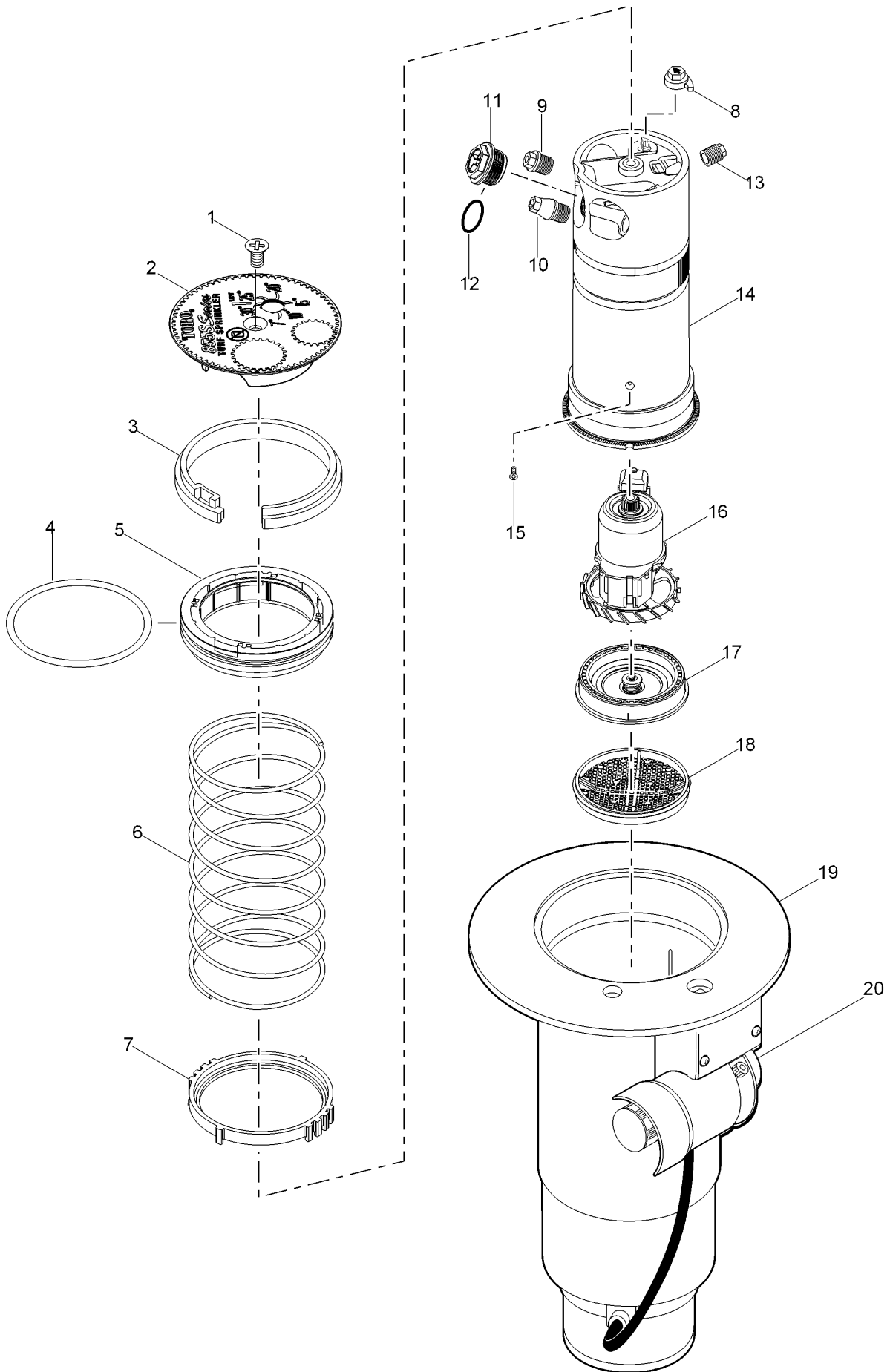
▶ Order Through Finished Goods Distribution System - Minneapolis

■ SERVICE TOOLS

◆ Not serviced separately

○ See Golf Sprinkler Body Assembly Section.

855S Series Sprinkler



855S Series Sprinkler (continued)

<i>Ref.</i>	<i>Part Number</i>	<i>Qty.</i>	<i>Description</i>	<i>Ref.</i>	<i>Part Number</i>	<i>Qty.</i>	<i>Description</i>
1	102-6138	1	Screw, Cap, Black		102-4337		Stream Straightener, Intermediate Nozzle ●▲
2	102-2296	1	Cap, 855S				▲
2	102-2496	1	Cap, Effluent, 855S		102-2041		Restrictor, Yellow, Inner Nozzle ●▲
3	35-6119	1	Snap Ring, Riser		102-2497		Cap, Blank, 855S ●▲
4	363-4103	1	O-Ring, Body		102-2498		Cap, Blank, Effluent, 855S ●▲
5	102-0136	1	Retainer, Seal, 1.5"		102-0950		Adapter, Conversion ●▲
6	102-0151	1	Spring, Return		102-5011	1	Adapter, Conversion, 690 ▶▲
7	102-4967	1	Ratchet Ring, 1.5"		YARDMARKYEL10		Yardage Marker, Yellow (10-Sheets Per Pack) ●▲
8	102-5971	1	Trajectory Adjuster		YARDMARKLAV10		Yardage Marker, Lavender (For Non-Potable Water Applications) ●▲
9	102-2925	1	Intermediate Nozzle, Blue (Use W/ #1, #5, #6 #8 & #9 Mains)		855S-5154		Conversion Assembly, 855S W/ #51, 52, 53, 54 Nozzles ▶▲
9	102-2926	1	Intermediate Nozzle, Orange (Use W/ #3, #4 & #7 Mains)		855S-5154E		Conversion Assembly, 855S W/ #51, 52, 53, 54 Nozzles, Effluent ▶▲
9	102-2928	1	Intermediate Nozzle, Red (Use W/ #2 Main)		855S-5558		Conversion Assembly, 855S W/ #55, 56, 57, 58 Nozzles ▶▲
10	102-2910	1	Nozzle Assembly, Inner		855S-5558E		Conversion Assembly, 855S W/ #55, 56, 57, 58 Nozzles, Effluent ▶▲
11	102-4587	1	Nozzle, Main, #31, Yellow		855S-59		Conversion Assembly, 855S W/ #59 ▶▲
11	102-4588	1	Nozzle, Main, #52, Blue		855S-59E		Conversion Assembly, 855S W/ #59, Effluent ▶▲
11	102-4589	1	Nozzle, Main, #53, Brown		995-09		Valve Removal Tool ■▲
11	102-0728	1	Nozzle, Main, #34, Orange		995-101		Valve Insertion Tool ■▲
11	102-0729	1	Nozzle, Main, #55, Green		995-15		Selector Tool (Flag Key) ■▲
11	102-0730	1	Nozzle, Main, #36, Gray		995-99		Nut Driver, 5/8" (For Main Nozzle) ■▲
11	102-4261	1	Nozzle, Main, #37, Black		995-105		Nut Driver, 5/16" (For Inner & Intermediate Nozzles And Plugs) ■▲
11	102-4260	1	Nozzle, Main, #58, Red		995-83		Multi-Purpose Tool ■▲
11	102-4259	1	Nozzle, Main, #59, Beige		995-85		Riser Removal Tool ■▲
12	363-4978	1	O-Ring, Main Nozzle		995-100		Valve Snap Ring Pliers With Screen Remover ■▲
13	102-4335	1	Plug, Nozzle		995-102		Riser Hold-Up Tool, Universal ■▲
14	102-2892	1	Riser Assembly		118-0954	1	Riser Hold-Up Tool, Red ■▲
15	363-4236	1	Screw, Drive				
16	102-4504	1	Drive Assy., 12-Pack				
17	102-1939	1	Stator Assembly, Low Flow, Yellow (Use W/ #1-#4 Mains)				
17	102-1940	1	Stator Assembly, Medium Flow, White (Use W/ #5-#8 Mains)				
17	102-1941	1	Stator Assembly, High-Flow, White (Use W/ #9 Main)				
18	102-1715	1	Screen, Riser				
19		1	Body Assembly (See Golf Sprinkler Body Assembly Section) ○◆				
20		1	Pilot Valve Assembly (See Pilot Valve Assembly Section) □◆				

● SERVICE ITEMS

▲ Not illustrated

□ See Pilot Valve Assembly Section.

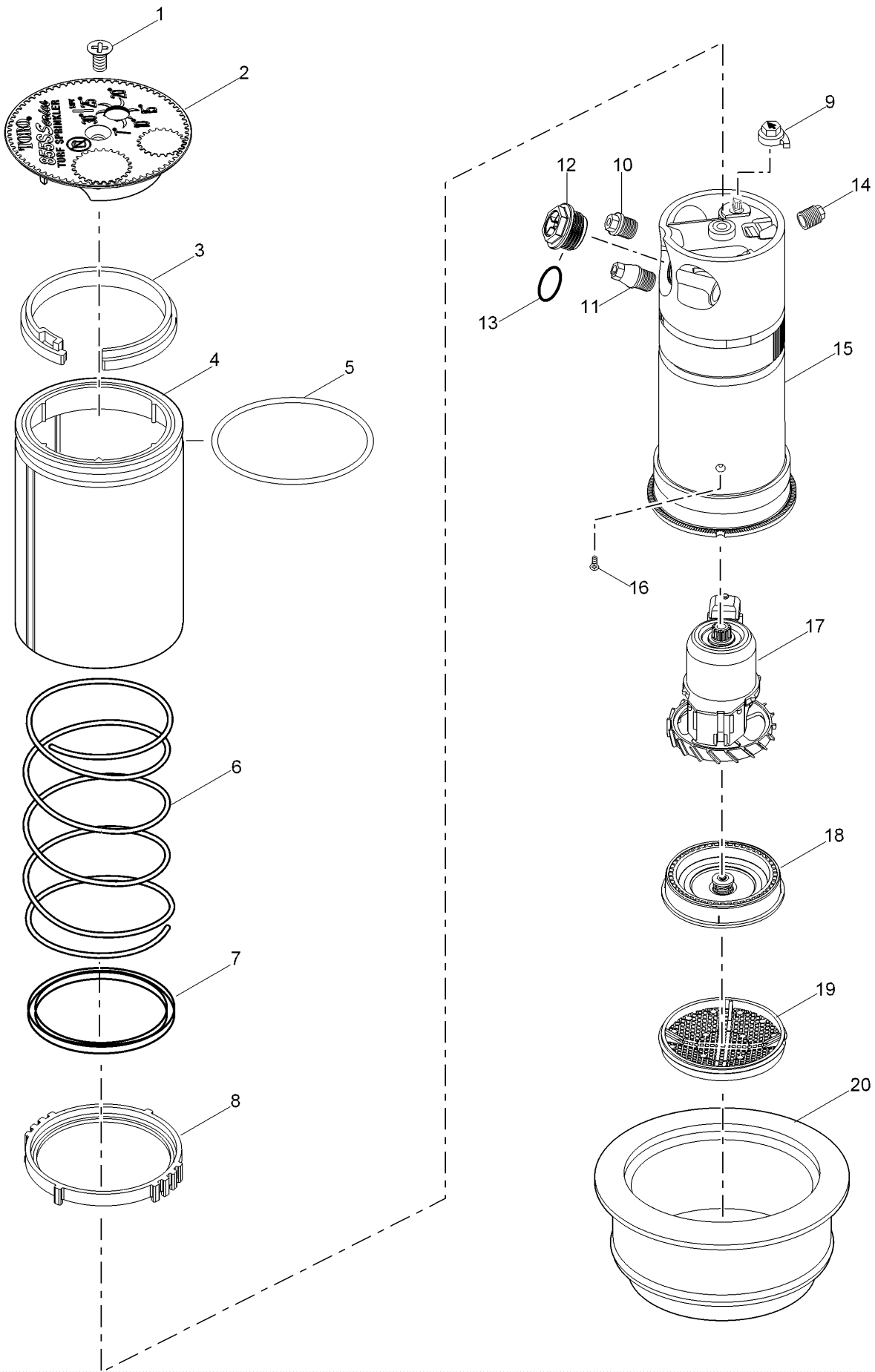
▶ Order Through Finished Goods Distribution System - Minneapolis

■ SERVICE TOOLS

◆ Not serviced separately

○ See Golf Sprinkler Body Assembly Section.

855S Series Ribless Body, Conversion Assembly



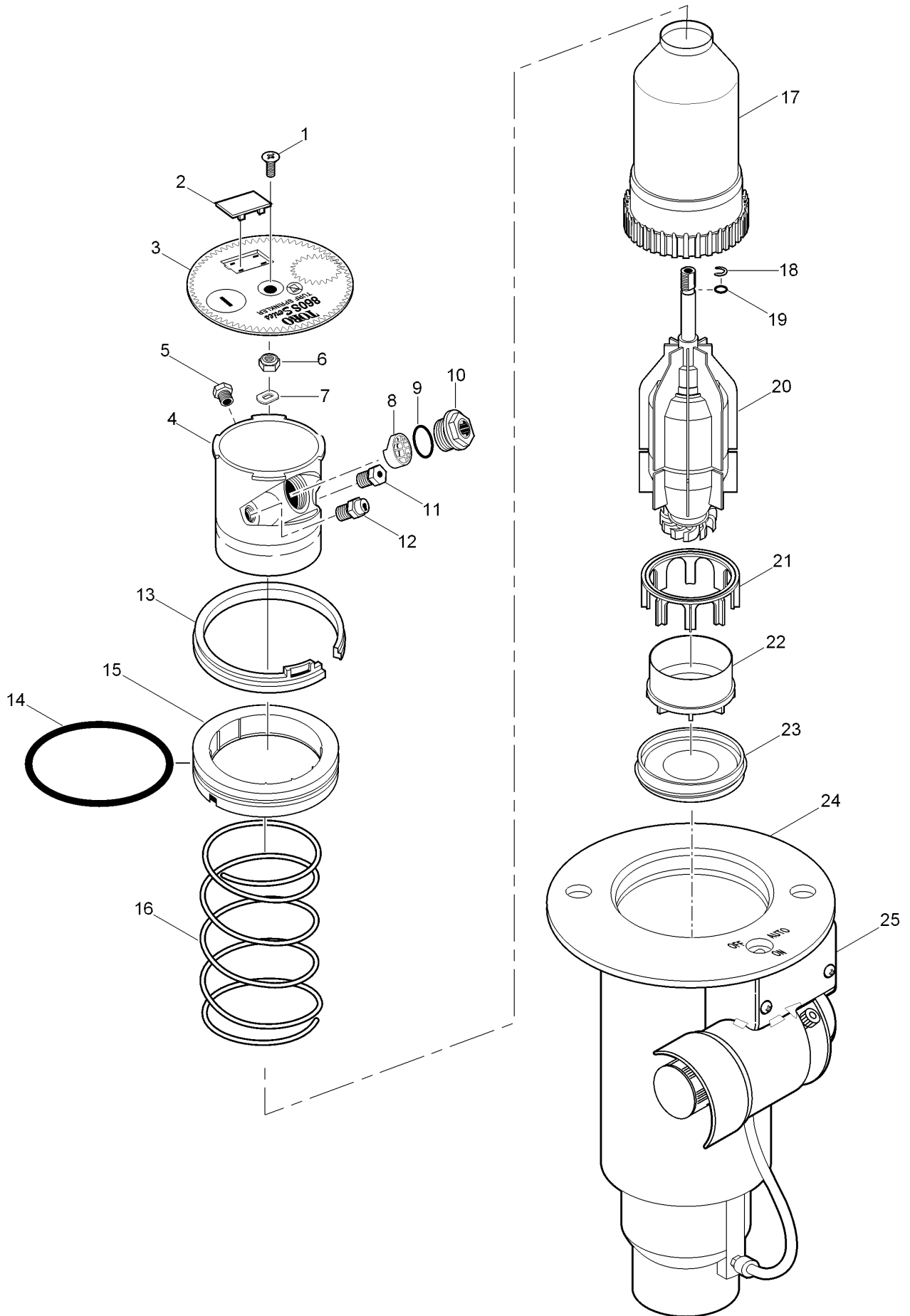
855S Series Ribless Body, Conversion Assembly (continued)

<i>Ref.</i>	<i>Part Number</i>	<i>Qty.</i>	<i>Description</i>	<i>Ref.</i>	<i>Part Number</i>	<i>Qty.</i>	<i>Description</i>
1	102-6138	1	Screw, Cap, Black	18	102-1939	1	Stator Assembly, Low Flow, Yellow (Use W/ #1-#4 Mains)
2	102-2296	1	Cap, 855S				
2	102-2496	1	Cap, Effluent, 855S	18	102-1940	1	Stator Assembly, Medium Flow, White (Use W/ #5-#8 Mains)
3	35-6119	1	Snap Ring, Riser	18	102-1941	1	Stator Assembly, High-Flow, White (Use W/ #9 Main)
4	89-7568	1	Sleeve, Retainer, O-Ring, Conversion	19	102-1715	1	Screen, Riser
5	363-4103	1	O-Ring, Body	20	102-0950	1	Adapter, Conversion
6	102-0151	1	Spring, Return		102-4337		Stream Straightener, Intermediate Nozzle ●▲
7	89-7569	1	Seal, Riser				102-2041 Restrictor, Yellow, Inner Nozzle ●▲
8	102-2619	1	Ratchet Ring, 1"		102-2497		102-2498 Cap, Blank, 855S ●▲
9	102-5971	1	Trajectory Adjuster		102-2498		●▲ Cap, Blank, Effluent, 855S
10	102-2925	1	Intermediate Nozzle, Blue (Use W/ #1, #5, #6, #8 & #9 Mains)		995-09		Valve Removal Tool ■▲
10	102-2926	1	Intermediate Nozzle, Orange (Use W/ #3, #4 & #7 Mains)		995-101		Valve Insertion Tool ■▲
10	102-2928	1	Intermediate Nozzle, Red (Use W/ #2 Main)		995-15		Selector Tool (Flag Key) ■▲
11	102-2910	1	Nozzle Assembly, Inner		995-99		Nut Driver, 5/8" (For Main Nozzle) ■▲
12	102-4587	1	Nozzle, Main, #31, Yellow		995-105		Nut Driver, 5/16" (For Inner & Intermediate Nozzles And Plugs) ■▲
12	102-4588	1	Nozzle, Main, #52, Blue		995-83		Multi-Purpose Tool ■▲
12	102-4589	1	Nozzle, Main, #53, Brown		995-85		Riser Removal Tool ■▲
12	102-0728	1	Nozzle, Main, #34, Orange		995-100		Valve Snap Ring Pliers With Screen Remover ■▲
12	102-0729	1	Nozzle, Main, #55, Green		995-102		Riser Hold-Up Tool, Universal ■▲
12	102-0730	1	Nozzle, Main, #36, Gray		118-0954	1	Riser Hold-Up Tool, Red ■▲
12	102-4261	1	Nozzle, Main, #37, Black				
12	102-4260	1	Nozzle, Main, #58, Red				
12	102-4259	1	Nozzle, Main, #59, Beige				
13	363-4978	1	O-Ring, Main Nozzle				
14	102-4335	1	Plug, Nozzle				
15	102-2892	1	Riser Assembly				
16	363-4236	1	Screw, Drive				
17	102-4504	1	Drive Assy., 12-Pack				

● SERVICE ITEMS
▲ Not illustrated

■ SERVICE TOOLS

860S Series Sprinkler



860S Series Sprinkler (continued)

<i>Ref.</i>	<i>Part Number</i>	<i>Qty.</i>	<i>Description</i>	<i>Ref.</i>	<i>Part Number</i>	<i>Qty.</i>	<i>Description</i>
1	102-1950	1	Screw, Cap, Stainless Steel, Full-Circle Models	21	89-1958	1	Stator Support
1	363-4125	1	Screw, Cap, Black, Part-Circle Models	22	89-1957	1	Stator, Variable
2	89-1589	1	Plug, Cap (Black)	23	89-1588	1	Screen
3	102-1947	1	Cap, 860S	24		1	Body Assembly (See Golf Sprinkler Body Assembly Section) ◻ ◆
3	102-2082	1	Cap, 860S, Effluent	25		1	Pilot Valve Assembly (See Pilot Valve Assembly Section) ◻ ◆
4	102-2153	1	Nozzle Base Assembly		102-2208		Nozzle, Main, #30, Blank, White ● ▲
5	102-0840	1	Nozzle, Inner/Intermediate, Blank, Red		102-0840		Nozzle, Inner/Intermediate, Blank, Red ● ▲
6	363-4039	1	Nut, 5/16-24, W/ Nylon Lock		102-2135		Nozzle, Inner, Back, High Flow, White ● ▲
7	102-1951	1	Alignment Washer		102-2136		Nozzle, Inner, Back, Low Flow, Yellow ● ▲
8	102-1949	1	Stream Straightener		363-4220		Screw, Radius Adjust ● ▲
9	363-4978	1	O-Ring, Main Nozzle		102-2506		Cap, 860S, W/O Graphics ● ▲
10	102-0725	1	Nozzle, Main, #31, Yellow		102-2507		Cap, 860S, W/O Graphics, Effluent ● ▲
10	102-0726	1	Nozzle, Main, #32, Blue		YARDMARKYEL10		Yardage Marker, Yellow (10-Sheets Per Pack) ● ▲
10	102-0727	1	Nozzle, Main, #33, Brown		YARDMARKLAV10		Yardage Marker, Lavender (For Non-Potable Water Applications) ● ▲
10	102-0728	1	Nozzle, Main, #34, Orange		995-08		Valve Removal Tool ■ ▲
10	102-0729	1	Nozzle, Main, #55, Green		995-15		Selector Tool (Flag Key) ■ ▲
10	102-0730	1	Nozzle, Main, #36, Gray		995-76		Valve Insertion Tool ■ ▲
10	102-4261	1	Nozzle, Main, #37, Black		995-79		Nut Driver, 7/16" (For Inner And Intermediate Nozzles) ■ ▲
11	102-0608	1	Nozzle, Intermediate, Orange (Use W/ #1 Main)		995-80		Nut Driver, 1/2" ■ ▲
11	102-0609	1	Nozzle, Intermediate, Gray (Use W/ #2 Main)		995-82		Adjustment Tool, 3/32" (T-Handle Hex Wrench) ■ ▲
11	102-0610	1	Nozzle, Intermediate, Red (Use W/ #3 & #4 Mains)		995-83		Multi-Purpose Tool ■ ▲
11	102-0823	1	Nozzle, Intermediate, Beige (Use W/ #5 & #6 Mains)		995-85		Riser Removal Tool ■ ▲
11	102-2005	1	Nozzle, Intermediate, Red (Use W/ #7 Main)		995-99		Nut Driver, 5/8" (For Main Nozzle) ■ ▲
12	102-2980	1	Nozzle Assy. Inner, Red (W/ Restrictor)		995-100		Valve Snap Ring Pliers With Screen Remover ■ ▲
13	89-1385	1	Snap Ring, Riser		995-102		Riser Hold-Up Tool, Universal ■ ▲
14	363-4102	1	O-Ring, Paraffin As-568 232		118-0954	1	Riser Hold-Up Tool, Red ■ ▲
15	102-0134	1	Retainer, Seal				
16	102-0151	1	Spring, Return				
17	89-6360	1	Riser Assembly				
18	102-2039	1	Support Washer				
19	360-0497	1	O-Ring				
20	102-4499	1	Drive Assembly, Pc, (Includes Items 18 & 19), 12-Pack				
20	102-4498	1	Drive Assembly, Fc, (Includes Items 18 & 19), 12-Pack				

● SERVICE ITEMS

▲ Not illustrated

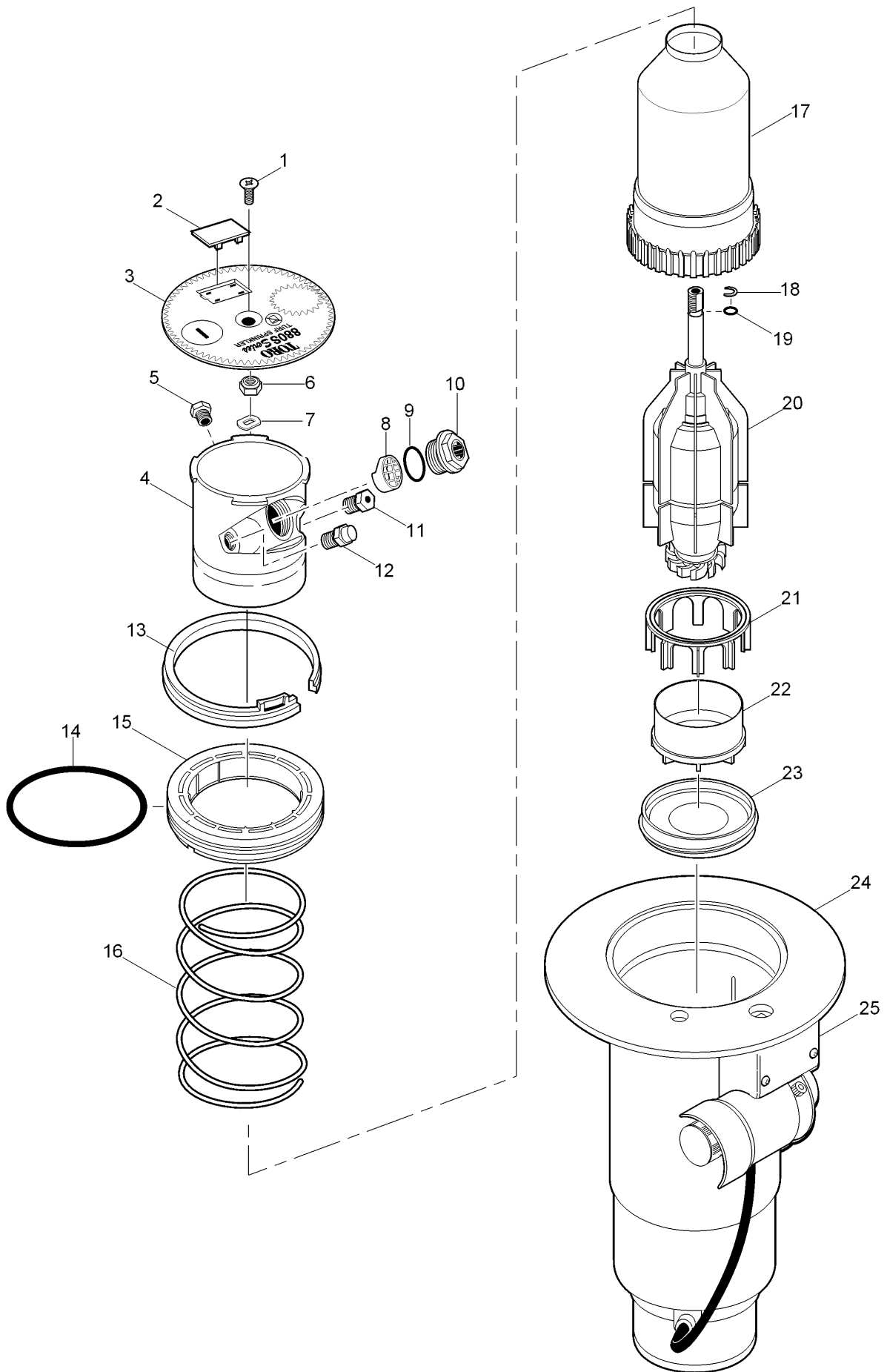
◻ See Pilot Valve Assembly Section.

■ SERVICE TOOLS

◆ Not serviced separately

○ See Golf Sprinkler Body Assembly Section.

880S Series Sprinkler



880S Series Sprinkler (continued)

<i>Ref.</i>	<i>Part Number</i>	<i>Qty.</i>	<i>Description</i>	<i>Ref.</i>	<i>Part Number</i>	<i>Qty.</i>	<i>Description</i>
1	102-1950	1	Screw, Cap, Stainless Steel, Full-Circle Models	21	89-1958	1	Stator Support
1	363-4125	1	Screw, Cap, Black, Part-Circle Models	22	89-1957	1	Stator, Variable
2	89-1589	1	Plug, Cap (Black)	23	89-1588	1	Screen
3	102-1948	1	Cap, 880S	24		1	Body Assembly (See Golf Sprinkler Body Assembly Section) ○ ◆
3	102-2083	1	Cap, 880S, Effluent	25		1	Pilot Valve Assembly (See Pilot Valve Assembly Section) □ ◆
4	102-2153	1	Nozzle Base Assembly		102-2208		Nozzle, Main, #30, Blank, White ● ▲
5	102-0840	1	Nozzle, Inner/Intermediate, Blank, Red		102-0840		Nozzle, Inner/Intermediate, Blank, Red ● ▲
6	363-4039	1	Nut, 5/16-24, W/ Nylon Lock		102-2135		Nozzle, Inner, Back, High Flow, White ● ▲
7	102-1951	1	Alignment Washer		102-2136		Nozzle, Inner, Back, Low Flow, Yellow ● ▲
8	102-1949	1	Stream Straightener		363-4220		Screw, Radius Adjust ● ▲
9	363-4978	1	O-Ring, Main Nozzle		102-2508		Cap, 880S, W/O Graphics ● ▲
10	102-0725	1	Nozzle, Main, #31, Yellow		102-2509		Cap, 880S, W/O Graphics, Effluent ● ▲
10	102-0726	1	Nozzle, Main, #32, Blue		102-0950		Adapter, Conversion ● ▲
10	102-0727	1	Nozzle, Main, #33, Brown		YARDMARKYEL10		Yardage Marker, Yellow (10-Sheets Per Pack) ● ▲
10	102-0728	1	Nozzle, Main, #34, Orange		YARDMARKLAV10		Yardage Marker, Lavender (For Non-Potable Water Applications) ● ▲
10	102-0729	1	Nozzle, Main, #55, Green		995-09		Valve Removal Tool ■ ▲
10	102-0730	1	Nozzle, Main, #36, Gray		995-101		Valve Insertion Tool ■ ▲
10	102-4261	1	Nozzle, Main, #37, Black		995-15		Selector Tool (Flag Key) ■ ▲
10	102-4260	1	Nozzle, Main, #58, Red		995-79		Nut Driver, 7/16" (For Inner And Intermediate Nozzles) ■ ▲
11	102-0608	1	Nozzle, Intermediate, Orange (Use W/ #1 Main)		995-99		Nut Driver, 5/8" (For Main Nozzle) ■ ▲
11	102-0609	1	Nozzle, Intermediate, Gray (Use W/ #2 Main)		995-83		Multi-Purpose Tool ■ ▲
11	102-0610	1	Nozzle, Intermediate, Red (Use W/ #3 & #4 Mains)		995-85		Riser Removal Tool ■ ▲
11	102-0823	1	Nozzle, Intermediate, Beige (Use W/ #5 & #6 Mains)		995-100		Valve Snap Ring Pliers With Screen Remover ■ ▲
11	102-2005	1	Nozzle, Intermediate, Red (Use W/ #7 & #8 Mains)		995-102		Riser Hold-Up Tool, Universal ■ ▲
12	102-2980	1	Nozzle Assy. Inner, Red (W/ Restrictor)		118-0954	1	Riser Hold-Up Tool, Red ■ ▲
13	35-6119	1	Snap Ring, Riser				
14	363-4103	1	O-Ring, Body				
15	102-0136	1	Retainer, Seal, 1.5"				
16	102-0151	1	Spring, Return				
17	89-6361	1	Riser Assembly, 880S				
18	102-2039	1	Support Washer				
19	360-0497	1	O-Ring				
20	102-4499	1	Drive Assembly, Pc, (Includes Items 18 & 19), 12-Pack				
20	102-4498	1	Drive Assembly, Fc, (Includes Items 18 & 19), 12-Pack				

● SERVICE ITEMS

▲ Not illustrated

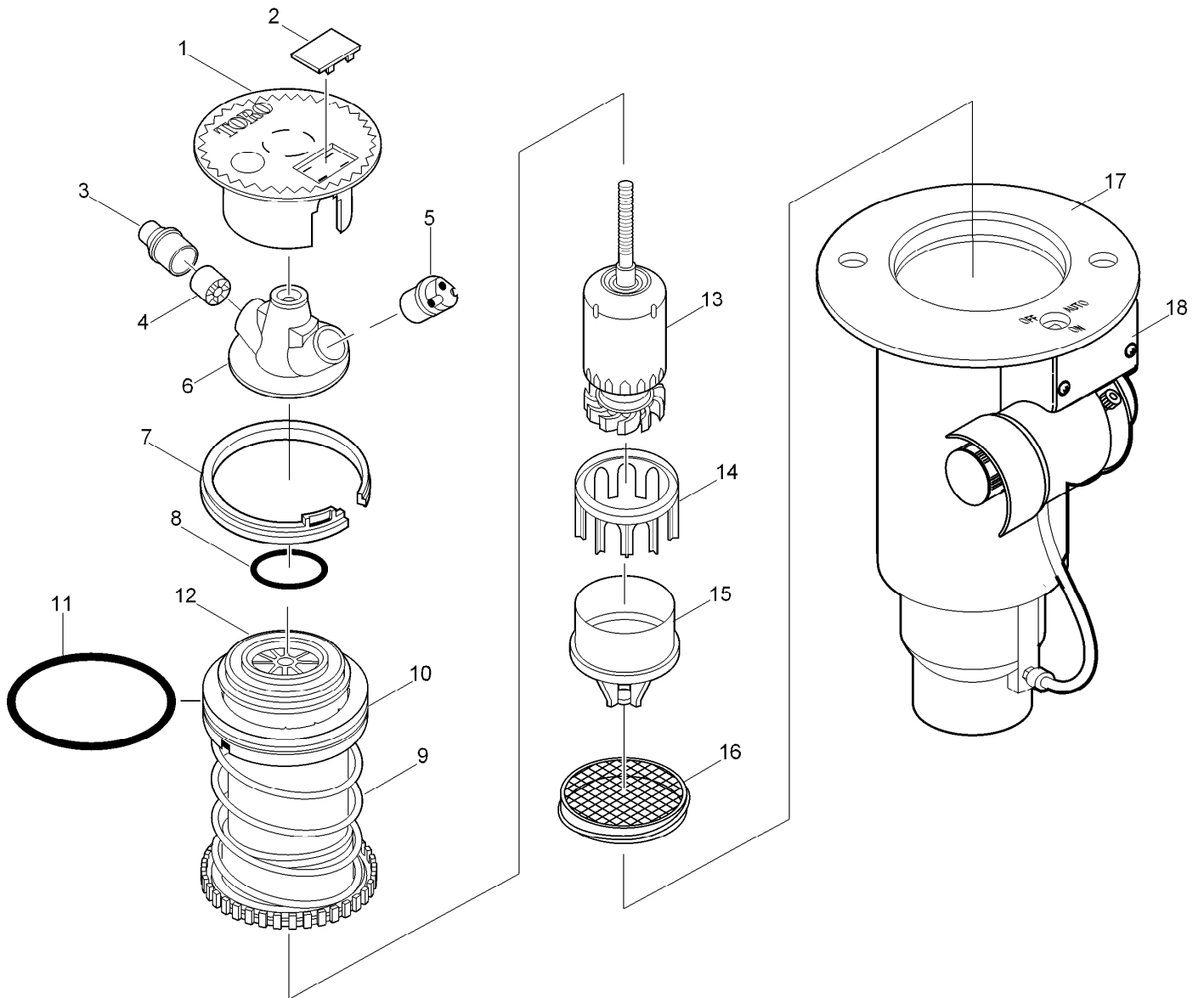
□ See Pilot Valve Assembly Section.

■ SERVICE TOOLS

◆ Not serviced separately

○ See Golf Sprinkler Body Assembly Section.

730 Series



730 Series (continued)

<i>Ref.</i>	<i>Part Number</i>	<i>Qty.</i>	<i>Description</i>	<i>Ref.</i>	<i>Part Number</i>	<i>Qty.</i>	<i>Description</i>
1	89-1293	1	Cap	17		1	Body Assy. (See Golf Sprinkler Body Assembly Section) ◊ ◆
2	89-1589	1	Plug, Cap (Black)				
3	89-8780	1	Nozzle, Main, 31, Yellow (Includes Item 4)	18		1	Pilot Valve Assembly (See Pilot Valve Assembly Section) □ ◆
3	89-8781	1	Nozzle, Main, 32, Orange (Includes Item 4)				
3	89-8782	1	Nozzle, Main, 33, Brown (Includes Item 4)	102-1870			Nozzle Assy., Less Cap, 734-33 (Includes Items 3-6) ● ▲
3	89-8783	1	Nozzle, Main, 34, Blue (Includes Item 4)	102-1871			Nozzle Assy., Less Cap, 734-34 (Includes Items 3-6) ● ▲
3	89-8784	1	Nozzle, Main, 35, Green (Includes Item 4)	102-1735			Nozzle Assy., Less Cap, 734-35 (Includes Items 3-6) ● ▲
3	89-8785	1	Nozzle, Main, 36, Red (Includes Item 4)	102-1736			Nozzle Assy., Less Cap, 734-36 (Includes Items 3-6) ● ▲
3	89-8786	1	Nozzle, Main, 37, Gray (Includes Item 4)	102-1737			Nozzle Assy., Less Cap, 734-37 (Includes Items 3-6) ● ▲
4	9-4098	1	Insert, Nozzle				
5	102-5003	1	Nozzle Assembly., Inner, 31-37, Quad, Red	89-5979			Seal Kit, 730 (Includes Items 10-12) ● ▲
6	89-8907	1	Base Assy., Nozzle (Includes Nozzle Base And Insert Bearing)	89-7562			Riser Assy. W/Screen, 730 Svc. (Includes Items 9-12 & 16) ● ▲
7	89-1385	1	Snap Ring, Riser	YARDMARKYEL10			Yardage Marker, Yellow (10-Sheets Per Pack) ● ▲
8	363-4167	1	O-Ring, Nozzle Base	YARDMARKLAV10			Yardage Marker, Lavender (For Non-Potable Water Applications) ● ▲
9		1	Riser Assy. (See Service Item 89-7562) ◆	89-8289			Cap, Effluent ● ▲
10		1	Retainer, Spring (See Service Item 89-5979) ◆	995-15			Selector Tool (Flag Key) ■ ▲
11	363-4102	1	O-Ring, Paraffin As-568 232	995-100			Valve Snap Ring Pliers With Screen Remover ■ ▲
12	89-1386	1	Retainer, Riser	995-08			Valve Removal Tool ■ ▲
13	102-4502	1	Drive Assy., 12-Pack	996-76			Valve Insertion Tool ■ ▲
14	89-1390	1	Housing, Stator	995-83			Multi-Purpose Tool ■ ▲
15	89-9636	1	Stator, Variable, 31-34, Manila				
15	89-9637	1	Stator, Variable, 35-36, Black				
15	89-9622		Stator, Variable, 37, Green				
16	89-6495	1	Screen				

● SERVICE ITEMS

▲ Not illustrated

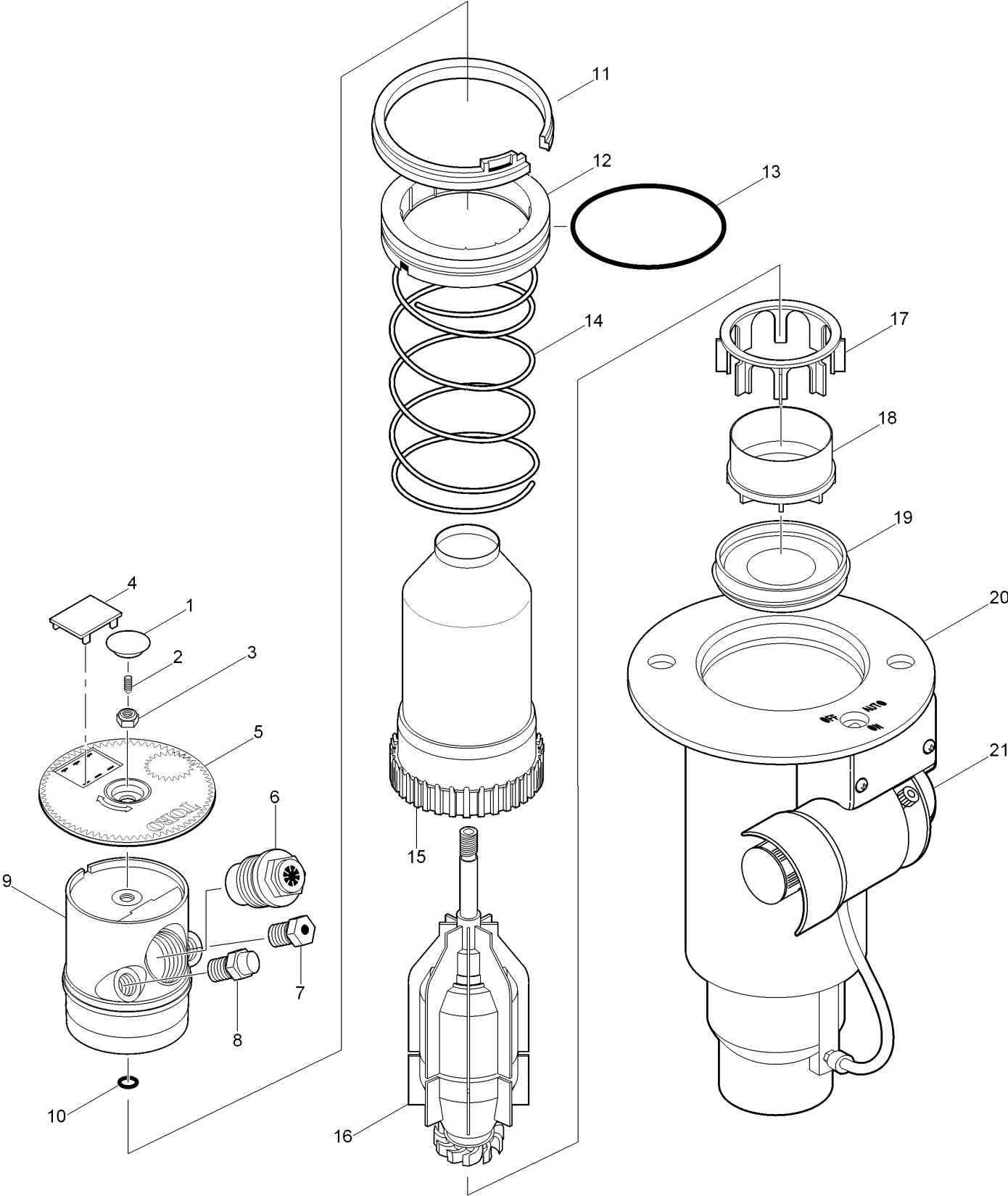
□ See Pilot Valve Assembly Section.

■ SERVICE TOOLS

◆ Not serviced separately

○ See Golf Sprinkler Body Assembly Section.

760 Series Golf Sprinkler



760 Series Golf Sprinkler (continued)

<i>Ref.</i>	<i>Part Number</i>	<i>Qty.</i>	<i>Description</i>	<i>Ref.</i>	<i>Part Number</i>	<i>Qty.</i>	<i>Description</i>
1	89-1220	1	Plug, Adjustment	21		1	Pilot Valve Assembly (See Pilot Valve Assembly Section) ◻ ◆
2	363-3150	1	Screw, Set, 10-32 X .250 (Part Circle Models Only)		363-3125		Plug ● ▲
3	363-4039	1	Nut, 5/16-24, W/ Nylon Lock		102-0840		Nozzle, Inner/Intermediate, Blank, Red ● ▲
4	89-1589	1	Plug, Cap (Black)		89-4651		Nozzle, Inner, 82 Yellow (Pre-November 2003) ● ▲
5	89-1952	1	Cap, 760		89-3942		Nozzle, Inner, 83 Blue (Pre-November 2003) ● ▲
5	89-8287	1	Cap, Effluent		89-4652		Nozzle, Inner, 84 Brown (Pre-November 2003) ● ▲
6	89-1925	1	Nozzle, Main, 62 Yellow		89-3729		Nozzle, Inner, 85 Orange (Pre-November 2003) ● ▲
6	89-1926	1	Nozzle, Main, 63 Blue		89-4653		Nozzle, Inner, 86 Green (Pre-November 2003) ● ▲
6	89-1927	1	Nozzle, Main, 64 Brown		89-1879		Nozzle, Inner, 87 Gray (Pre-November 2003) ● ▲
6	89-1928	1	Nozzle, Main, 65 Orange		89-4654		Nozzle, Inner, 88 Black (Pre-November 2003) ● ▲
6	89-1929	1	Nozzle, Main, 66 Green		89-4649		Restrictor, (82 & 83 Black) (Pre-November 2003) ● ▲
6	89-1930	1	Nozzle, Main, 67 Gray		89-4650		Restrictor, (84-89 White) (Pre-November 2003) ● ▲
6	89-1931	1	Nozzle, Main, 68 Black		YARDMARKYEL10		Yardage Marker, Yellow (10-Sheets Per Pack) ● ▲
7	102-2925	1	Nozzle Assy. Intermediate, Blue (Used W/ #62 Yellow & #63 Blue Mains)		YARDMARKLAV10		Yardage Marker, Lavender (For Non-Potable Water Applications) ● ▲
7	102-0608	1	Nozzle, Intermediate, Orange (Used W/ #64 Brown Main)		995-08		Valve Removal Tool ■ ▲
7	102-0609	1	Nozzle, Intermediate, Gray (Used W/ #65 Orange Main)		995-15		Selector Tool (Flag Key) ■ ▲
7	102-0610	1	Nozzle, Intermediate, Red (Use W/ #66 Green & #67 Gray Mains)		995-55		Riser Hold-Up Tool ■ ▲
7	102-2929	1	Nozzle, Intermediate, Beige (Used W/ #68 Black Main)		995-76		Valve Insertion Tool ■ ▲
8	102-2980	1	Nozzle Assy. Inner, Red (W/ Restrictor)		995-79		Nut Driver, 7/16" (For Inner And Intermediate Nozzles) ■ ▲
9	89-1906	1	Nozzle Base Assy., 760/780		995-80		Nut Driver, 1/2" (For 363-4039 Lock Nut) ■ ▲
9	102-0057	1	Nozzle Base Assy., 760/780 W/Back Nozzle (Includes 89-3729 Nozzle, Inner 85 Orange & 89-4650 Restrictor)		995-81		Nut Driver, 9/16" (For Main Nozzle) ■ ▲
10	360-0107	1	O-Ring (0.070 X 0.301 X 0.441)		995-82		Adjustment Tool, 3/32" (T-Handle Hex Wrench) ■ ▲
11	89-1385	1	Snap Ring, Riser		995-83		Multi-Purpose Tool ■ ▲
12	102-0134	1	Retainer, Seal		995-85		Riser Removal Tool ■ ▲
13	363-4102	1	O-Ring, Paraffin As-568 232		995-100		Valve Snap Ring Pliers With Screen Remover ■ ▲
14	89-6307	1	Spring, Return		118-0954	1	Riser Hold-Up Tool, Red ■ ▲
15	89-6360	1	Riser Assembly				
16	102-4497	1	Drive Assy., Part Circle (Pc), 12-Pack				
16	102-4496	1	Drive Assy., Full Circle (Fc), 12-Pack				
17	89-1958	1	Stator Support				
18	89-1957	1	Stator, Variable				
19	89-1588	1	Screen				
20		1	Body Assembly (See Golf Sprinkler Body Assembly Section) ◻ ◆				

● SERVICE ITEMS

▲ Not illustrated

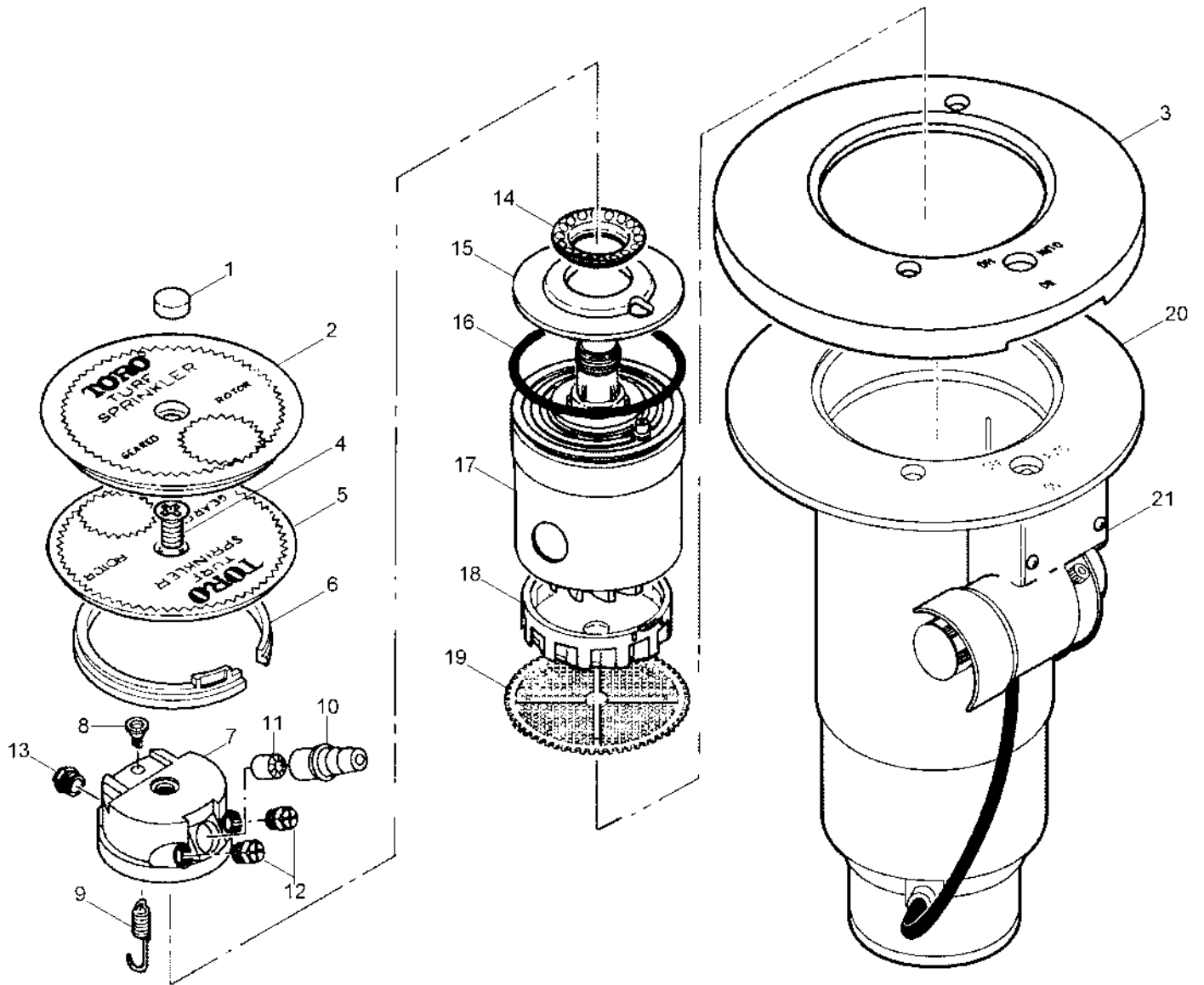
◻ See Pilot Valve Assembly Section.

■ SERVICE TOOLS

◆ Not serviced separately

○ See Golf Sprinkler Body Assembly Section.

650 Series



650 Series (continued)

Ref.	Part Number	Qty.	Description	Ref.	Part Number	Qty.	Description
1	3-2095	1	Plug, Cap, Rubber Cover	18	9-5188	1	Stator, 54 (Used W/ 651-54, 652-54, 654-54, 655-54, 656-54 & 658-54)
2	35-8563	1	Cap Assy., Rubber Cover	18	9-5186	1	Stator, 55/56 (Used W/ 651-55, 652-55, 654-55, 655-55, 656-55, 658-55, 651-56, 652-56, 655-56, 656-56 & 658-56)
3	9-5355	1	Rubber Cover, Rounded Flange (See Service Item 650-02)	18	9-5190	1	Stator, 57 (Used W/651-57, 652-57, 654-57, 655-57, 656-57 & 658-57)
4	3-2510	1	Screw, Machine, 5/16-18 X 11/16"	18	9-5192	1	Stator, 58 (Used W/ 651-58, 652-58, 654-58, 655-58, 656-58 & 658-58)
5	89-8461	1	Cap	19	35-1106	1	Screen, Molded
6	35-6119	1	Snap Ring, Riser	20		1	Body Assy. (See Golf Sprinkler Body Assembly Section) ◊ ◆
7		1	Nozzle Base Assy., 656 (See Service Item 35-7638) ◆	21		1	Pilot Valve Assembly (See Pilot Valve Assembly Section) ◻ ◆
7		1	Nozzle Base Assy., 658 (See Service Item 35-4853 Or 35-4852) ◆	650-02			Kit, Rubber Cover (Includes Items 1-3) ● ▲
8	35-5846	1	Retainer, Spring	35-7638			Nozzle Assy., W/O Main Nozzle, 650 (Includes Items 4, 5, 7, 8, 9 & 12) ● ▲
9	35-6289	1	Spring, Nozzle	89-4795			Nozzle Assy., W/O Main Nozzle And Cap, 650 (Includes Items 7, 8, 9 & 12) ● ▲
10	35-7658	1	Nozzle, Main, #54 (Includes Item 11)	89-4852			Nozzle Assy., W/O Main Nozzle, 658 (Includes Items 4, 5, 7, 8, 9, 12 & 13) ● ▲
10	35-7659	1	Nozzle, Main, #55 (Includes Item 11)	89-4853			Nozzle Assy., W/O Main Nozzle And Cap, 658 (Includes Items 7, 8, 9, 12 & 13) ● ▲
10	35-7660	1	Nozzle, Main, #56 (Includes Item 11)	89-4852	1		Nozzle Assy., W/Cap, W/O Main Nozzle (Includes Items 4, 5, 7-9, 12 And 13) ● ▲
10	35-7661	1	Nozzle, Main, #57 (Includes Item 11)	102-0840			Nozzle, Inner/Intermediate, Blank, Red ● ▲
10	35-7662	1	Nozzle, Main, #58 (Includes Item 11)	363-3397			Plug, Da, 7/16", 52-57 Nozzles ● ▲
10	35-9839	1	Nozzle, Main, #59	363-3398			Plug, Da, 13/16", 58-59 Nozzles ● ▲
11	89-5819	1	Insert, Nozzle (Not Used W/ #59 Nozzle)	995-09			Valve Removal Tool ■ ▲
12	89-3942	1	Nozzle, Inner, 83 Blue (Pre-November 2003)	995-06			Drive ASM Extraction Tool ■ ▲
12	89-4738	1	Nozzle, Inner, Red	995-15			Selector Tool (Flag Key) ■ ▲
13	89-4785	1	Nozzle, Back, Green (658 Models Only)	995-16			Riser Pliers ■ ▲
14	9-2735	1	Collar, Spring	995-18			Spring Collar Installation Tool ■ ▲
15	3-2093	1	Plate, Retainer	995-79			Nut Driver, 7/16" (For Inner And Intermediate Nozzles) ■ ▲
16	363-4103	1	O-Ring, Body	995-83			Multi-Purpose Tool ■ ▲
17	89-4842	1	Drive Assy., 656, 54-57 Nozzles, 2-Speed 60-120° (Color Coded Red) (Includes Items 14 & 15)				
17	89-1295	1	Drive Assy., 656, 58-59 Nozzles, 2-Speed 60-120° (Color Coded Red) (Includes Items 14 & 15)				
17	89-4843	1	Drive Assy., 658, 54-57 Nozzles, 2-Speed 180-180° (Color Coded Yellow) (Includes Items 14 & 15)				
17	89-1296	1	Drive Assy., 658, 58-59 Nozzles, 2-Speed 180-180° (Color Coded Yellow) (Includes Items 14 & 15)				
18	9-5187	1	Stator, 34/59 (Used W/ 651-59, 652-59, 654-59, 656-59 & 658-59)				

● SERVICE ITEMS

▲ Not illustrated

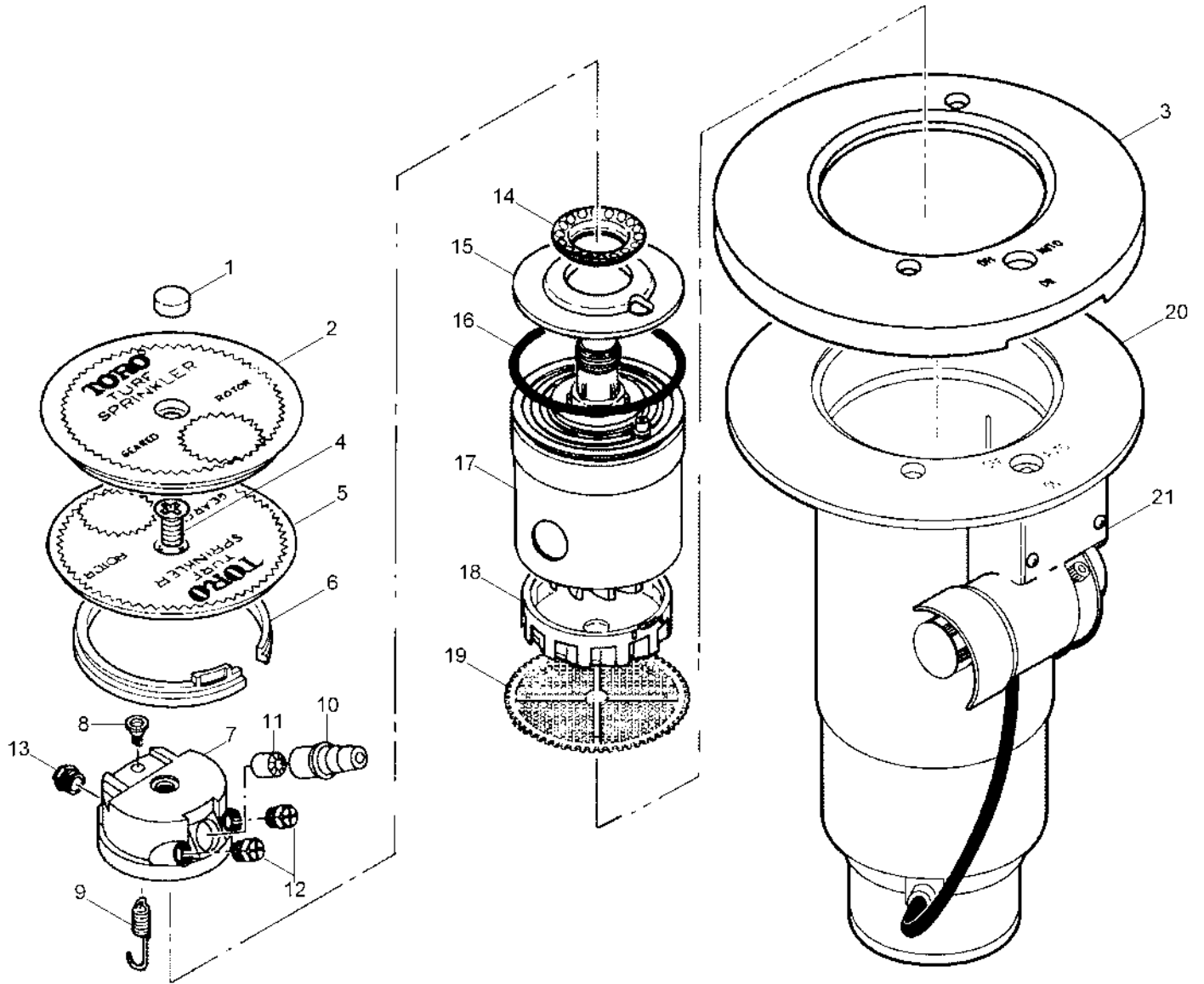
◻ See Pilot Valve Assembly Section.

■ SERVICE TOOLS

◆ Not serviced separately

○ See Golf Sprinkler Body Assembly Section.

650 Series (continued)



650 Series (continued)

● SERVICE ITEMS

▲ Not illustrated

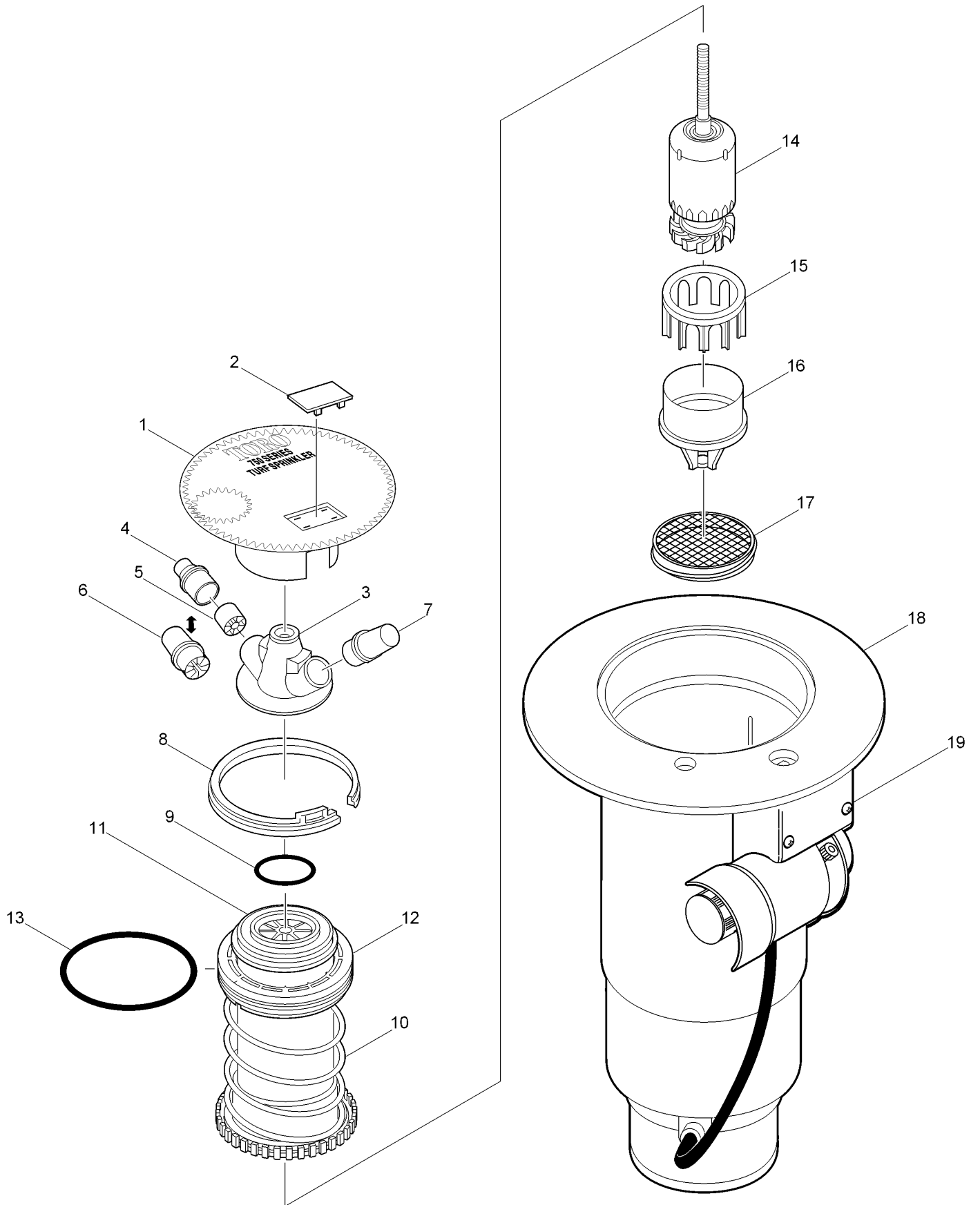
□ See Pilot Valve Assembly Section.

■ SERVICE TOOLS

◆ Not serviced separately

○ See Golf Sprinkler Body Assembly Section.

750 Series Golf Sprinklers



750 Series Golf Sprinklers (continued)

<i>Ref.</i>	<i>Part Number</i>	<i>Qty.</i>	<i>Description</i>	<i>Ref.</i>	<i>Part Number</i>	<i>Qty.</i>	<i>Description</i>
1	89-4812	1	Cap	19		1	Pilot Valve Assembly (See Pilot Valve Assembly Section) □ ◆
1	89-8290	1	Cap, Effluent		89-8916		Nozzle Assy., 754-52, Orange (Includes 1-5 & 7) ● ▲
2	89-1589	1	Plug, Cap (Black)		89-8917		Nozzle Assy., 754-53, Brown (Includes 1-5 & 7) ●▲
3	89-8907	1	Base Assy., Nozzle (Includes Nozzle Base And Insert Bearing)		89-8918		Nozzle Assy., 754-54, Blue (Includes 1-5 & 7) ●▲
4	89-8781	1	Nozzle, Main, 32, Orange (Includes Item 5)		89-8919		Nozzle Assy., 754-55, Green (Includes 1-5 & 5-7) ●▲
4	89-8782	1	Nozzle, Main, 33, Brown (Includes Item 5)		89-8920		Nozzle Assy., 754-56, Red (Includes 1-3, 6 & 7) ●▲
4	89-8783	1	Nozzle, Main, 34, Blue (Includes Item 5)		89-8921		Nozzle Assy., 754-57, Gray (Includes 1-3, 6 & 7) ●▲
5	9-4098	1	Insert, Nozzle		89-8922		Nozzle Assy., 754-58, Beige (Includes 1-3, 6 & 7) ●▲
6	89-8969	1	Nozzle, Main, 55, Green, Long (Includes Item 5)		89-8926		Nozzle Assy., 754-59, Black (Includes 1-3, 6 & 7) ●▲
6	89-8701	1	Nozzle, Main, 56, Red, Long		89-4352		Seal Kit, 750 (Includes Items 11-13) ●▲
6	89-8702	1	Nozzle, Main, 57, Gray, Long		89-7563		Riser Assy. W/Screen (Includes Items 10-13 & 17) ●▲
6	89-8614	1	Nozzle, Main, 58, Beige, Long		35-4557		Screen, Press-In Type (Pre-9/94 Production) ●▲
6	89-8615	1	Nozzle, Main, 59, Black, Long		YARDMARKYEL10		Yardage Marker, Yellow (10-Sheets Per Pack) ●▲
7	89-8715	1	Nozzle, Inner, 52-54, Red		YARDMARKLAV10		Yardage Marker, Lavender (For Non-Potable Water Applications) ●▲
7	89-8373	1	Nozzle, Inner, 55-59, Black		995-09		Valve Removal Tool ■▲
8	35-6119	1	Snap Ring, Riser		995-15		Selector Tool (Flag Key) ■▲
9	363-4167	1	O-Ring, Nozzle Base		995-55		Riser Hold-Up Tool ■▲
10		1	Riser Assembly (See Service Item 89-7563) ◆		995-83		Multi-Purpose Tool ■▲
11	89-1386	1	Retainer, Riser		995-85		Riser Removal Tool ■▲
12		1	Retainer, Spring (See Service Item 89-4352) ◆		995-101		Valve Insertion Tool ■▲
13	363-4103	1	O-Ring, Body		995-100		Valve Snap Ring Pliers With Screen Remover ■▲
14	102-4502	1	Drive Assy., 12-Pack				
15	89-1390	1	Housing, Stator				
16	89-9636	1	Stator, Variable, 31-34, Manila				
16	89-9637	1	Stator, Variable, 35-36, Black				
16	89-9622	1	Stator, Variable, 37, Green				
16	89-9954	1	Stator, Variable, 58-59, Red				
17	89-6495	1	Screen				
18		1	Body Assembly (See Golf Sprinkler Body Assembly Section) ○ ◆				

● SERVICE ITEMS

▲ Not illustrated

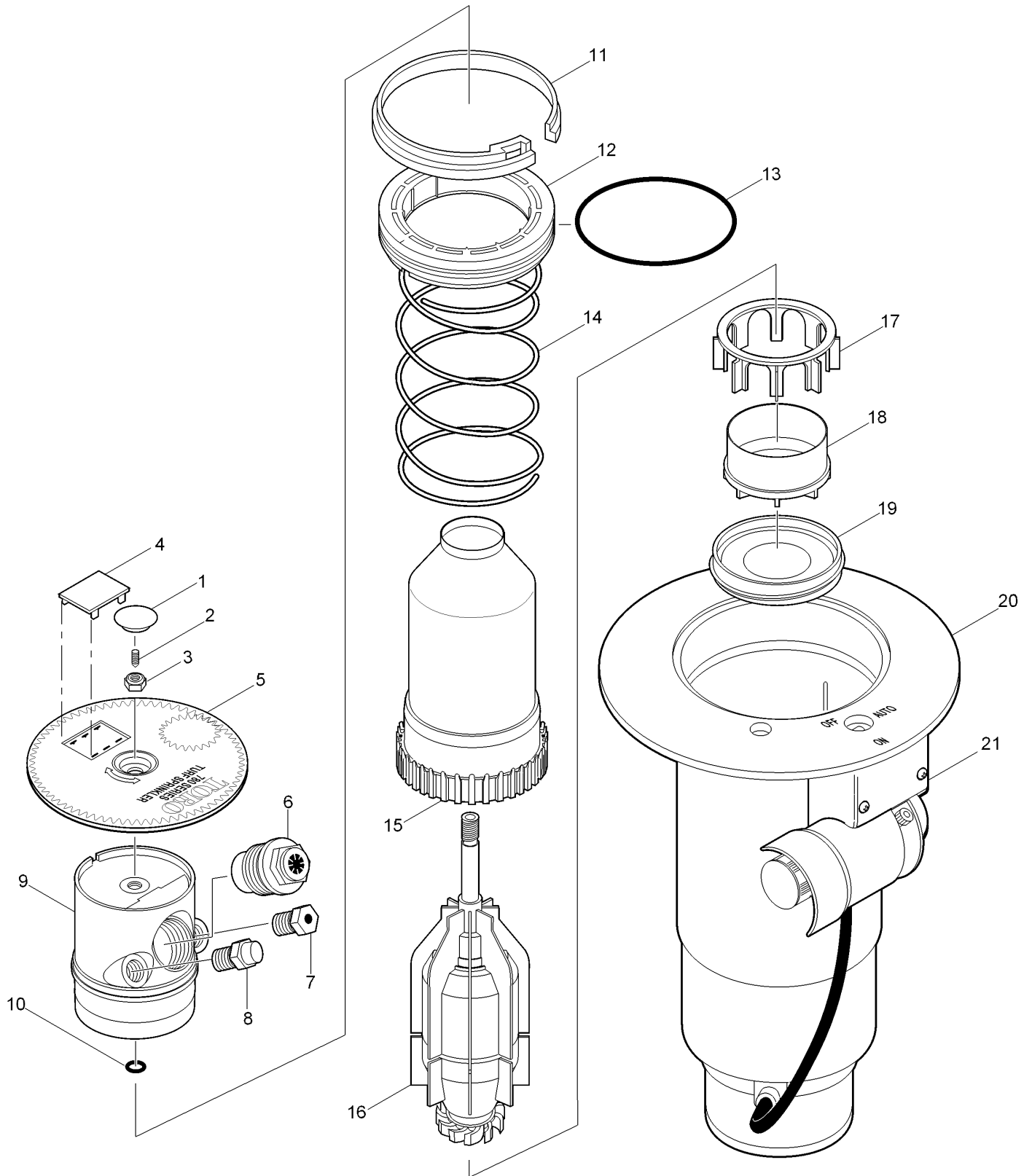
□ See Pilot Valve Assembly Section.

■ SERVICE TOOLS

◆ Not serviced separately

○ See Golf Sprinkler Body Assembly Section.

780 Series Golf Sprinklers



780 Series Golf Sprinklers (continued)

<i>Ref.</i>	<i>Part Number</i>	<i>Qty.</i>	<i>Description</i>	<i>Ref.</i>	<i>Part Number</i>	<i>Qty.</i>	<i>Description</i>
1	89-1220	1	Plug, Adjustment	21			Pilot Valve Assy. (See Pilot Valve Assembly Section) ◻ ◆
2	363-3150	1	Screw, Set, 10-32 X .250 (Part Circle Only)	363-3125			Plug ● ▲
3	363-4039	1	Nut, 5/16-24, W/ Nylon Lock	102-0840			Nozzle, Inner/Intermediate, Blank, Red ● ▲
4	89-1589	1	Plug, Cap (Black)	89-4651			Nozzle, Inner, 82 Yellow (Pre-November 2003) ● ▲
5	89-1584	1	Cap, 780	89-3942			Nozzle, Inner, 83 Blue (Pre-November 2003) ● ▲
5	89-8288	1	Cap, Effluent	89-4652			Nozzle, Inner, 84 Brown (Pre-November 2003) ● ▲
6	89-1925	1	Nozzle, Main, 62 Yellow	89-3729			Nozzle, Inner, 85 Orange (Pre-November 2003) ● ▲
6	89-1926	1	Nozzle, Main, 63 Blue	89-4653			Nozzle, Inner, 86 Green (Pre-November 2003) ● ▲
6	89-1927	1	Nozzle, Main, 64 Brown	89-1879			Nozzle, Inner, 87 Gray (Pre-November 2003) ● ▲
6	89-1928	1	Nozzle, Main, 65 Orange	89-4654			Nozzle, Inner, 88 Black (Pre-November 2003) ● ▲
6	89-1929	1	Nozzle, Main, 66 Green	89-1878			Nozzle, Inner, 89 Red ● ▲
6	89-1930	1	Nozzle, Main, 67 Gray	89-4649			Restrictor, (82 & 83 Black) (Pre-November 2003) ● ▲
6	89-1931	1	Nozzle, Main, 68 Black	89-4650			Restrictor, (84-89 White) (Pre-November 2003) ● ▲
6	89-4655	1	Nozzle, Main, 89 Red	YARDMARKYEL10			Yardage Marker, Yellow (10-Sheets Per Pack) ● ▲
7	102-2925	1	Nozzle Assy. Intermediate, Blue (Used W/ #82 Yellow & #83 Blue Mains)	YARDMARKLAV10			Yardage Marker, Lavender (For Non-Potable Water Applications) ● ▲
7	102-0608	1	Nozzle, Intermediate, Orange (Used W/ #84 Brown Main)	995-09			Valve Removal Tool ■ ▲
7	102-0609	1	Nozzle, Intermediate, Gray (Used W/ #85 Orange Main)	995-15			Selector Tool (Flag Key) ■ ▲
7	102-0610	1	Nozzle, Intermediate, Red (Use W/ #86 Green & #87 Gray Mains)	995-55			Riser Hold-Up Tool ■ ▲
7	102-2929	1	Nozzle, Intermediate, Beige (Use W/ #88 Black & #89 Red Mains)	995-79			Nut Driver, 7/16" (For Inner And Intermediate Nozzles) ■ ▲
8	102-2980	1	Nozzle Assy. Inner, Red (W/ Restrictor)	995-80			Nut Driver, 1/2" (For 363-4039 Lock Nut) ■ ▲
9	89-1906	1	Nozzle Base Assy., 760/780	995-81			Nut Driver, 9/16" (For Main Nozzle) ■ ▲
9	102-0057	1	Nozzle Base Assy., 760/780 W/Back Nozzle (Includes 89-3729 #85 Inner Nozzle & 89-4650 Restrictor)	995-82			Adjustment Tool, 3/32" (T-Handle Hex Wrench) ■ ▲
10	360-0107	1	O-Ring (0.070 X 0.301 X 0.441)	995-83			Multi-Purpose Tool ■ ▲
11	35-6119	1	Snap Ring, Riser	995-85			Riser Removal Tool ■ ▲
12	102-0136	1	Retainer, Seal, 1.5"	995-101			Valve Insertion Tool ■ ▲
13	363-4103	1	O-Ring, Body	995-100			Valve Snap Ring Pliers With Screen Remover ■ ▲
14	89-6307	1	Spring, Return	118-0954	1		Riser Hold-Up Tool, Red ■ ▲
15	89-6361	1	Riser Assembly, 880S				
16	102-4497	1	Drive Assy., Part Circle (Pc), 12-Pack				
16	102-4496	1	Drive Assy., Full Circle (Fc), 12-Pack				
17	89-1958	1	Stator Support				
18	89-1957	1	Stator, Variable				
19	89-1588	1	Screen				
20		1	Body Assy. (See Sprinkler Golf Body Assembly Section) ◻ ◆				

● SERVICE ITEMS

▲ Not illustrated

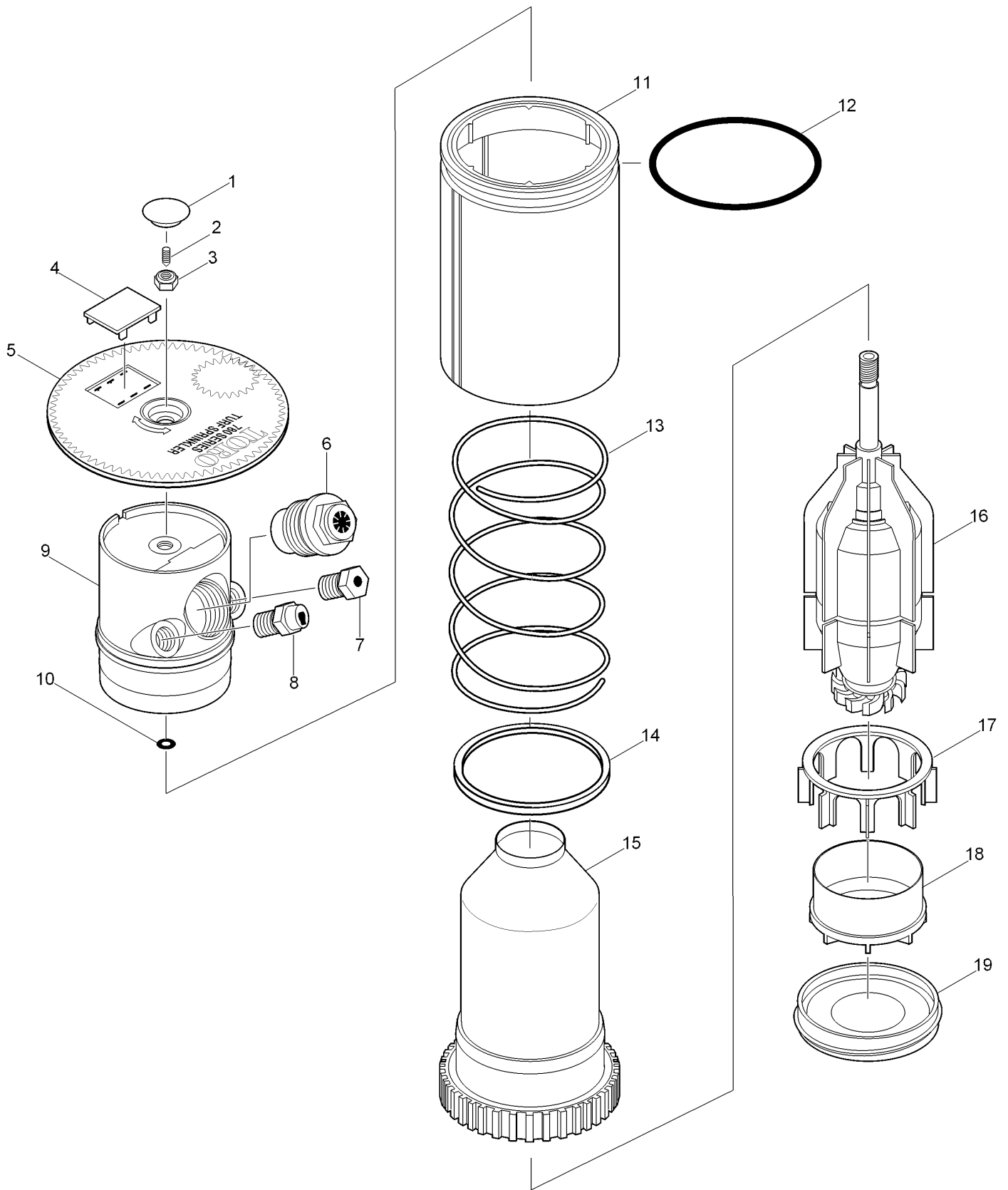
◻ See Pilot Valve Assembly Section.

■ SERVICE TOOLS

◆ Not serviced separately

○ See Golf Sprinkler Body Assembly Section.

780 Series Ribless Body Conversion Assembly



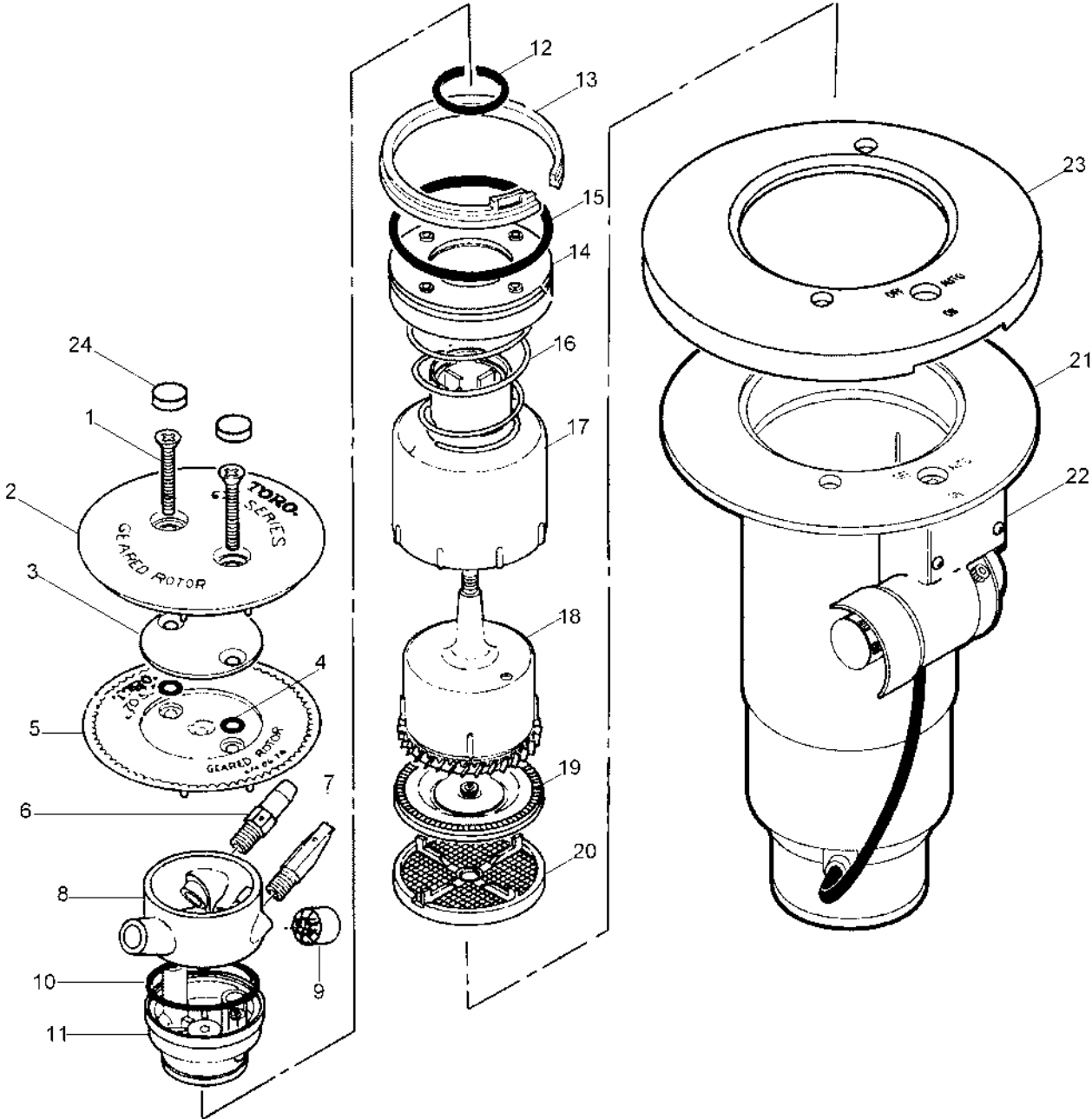
780 Series Ribless Body Conversion Assembly (continued)

Ref.	Part Number	Qty.	Description	Ref.	Part Number	Qty.	Description
1	89-1220	1	Plug, Adjustment	17	89-1958	1	Stator Support
2	363-3150	1	Screw, Set, 10-32 X .250 (Part Circle Only)	18	89-1957	1	Stator, Variable
3	363-4039	1	Nut, 5/16-24, W/ Nylon Lock	19	89-1588	1	Screen
4	89-1589	1	Plug, Cap (Black)		363-3125		Plug ●▲
5	89-1584	1	Cap, 780		102-0840		Nozzle, Inner/Intermediate, Blank, Red ●▲
5	89-8288	1	Cap, Effluent		89-4651		Nozzle, Inner, 82 Yellow (Pre-November 2003) ●▲
6	89-1925	1	Nozzle, Main, 62 Yellow		89-3942		Nozzle, Inner, 83 Blue (Pre-November 2003) ●▲
6	89-1926	1	Nozzle, Main, 63 Blue		89-4652		Nozzle, Inner, 84 Brown (Pre-November 2003) ●▲
6	89-1927	1	Nozzle, Main, 64 Brown		89-3729		Nozzle, Inner, 85 Orange (Pre-November 2003) ●▲
6	89-1928	1	Nozzle, Main, 65 Orange		89-4653		Nozzle, Inner, 86 Green (Pre-November 2003) ●▲
6	89-1929	1	Nozzle, Main, 66 Green		89-1879		Nozzle, Inner, 87 Gray (Pre-November 2003) ●▲
6	89-1930	1	Nozzle, Main, 67 Gray		89-1878		Nozzle, Inner, 88 Black (Pre-November 2003) ●▲
6	89-1931	1	Nozzle, Main, 68 Black		89-4649		Nozzle, Inner, 89 Red ●▲
6	89-4655	1	Nozzle, Main, 89 Red		89-4649		Restrictor, (82 & 83 Black) (Pre-November 2003) ●▲
7	102-2925	1	Nozzle Assy. Intermediate, Blue (Use W/ #82 Yellow & #83 Blue Main Nozzles)		89-4650		Restrictor, (84-89 White) (Pre-November 2003) ●▲
7	102-0608	1	Nozzle, Intermediate, Orange (Use W/ #84 Brown Main Nozzle)		995-09		Valve Removal Tool ■▲
7	102-0609	1	Nozzle, Intermediate, Gray (Use W/ #84 Orange Main Nozzle)		995-15		Selector Tool (Flag Key) ■▲
7	102-0610	1	Nozzle, Intermediate, Red (Use W/ #86 Green & #87 Gray Main Nozzles)		995-55		Riser Hold-Up Tool ■▲
7	102-2929	1	Nozzle, Intermediate, Beige (Use W/ #88 Black & #89 Red Main Nozzles)		995-79		Nut Driver, 7/16" (For Inner And Intermediate Nozzles) ■▲
8	102-2980	1	Nozzle Assy. Inner, Red (W/ Restrictor)		995-80		Nut Driver, 1/2" (For 363-4039 Lock Nut) ■ ▲
9	89-1906	1	Nozzle Base Assy., 760/780		995-81		Nut Driver, 9/16" (For Main Nozzle) ■▲
9	102-0057	1	Nozzle Base Assy., 760/780 W/Back Nozzle		995-82		Adjustment Tool, 3/32" (T-Handle Hex Wrench) ■▲
10	360-0107	1	O-Ring (0.070 X 0.301 X 0.441)		995-83		Multi-Purpose Tool ■▲
11	89-7568	1	Sleeve, Retainer, O-Ring, Conversion		995-85		Riser Removal Tool ■▲
12	363-4103	1	O-Ring, Body		995-101		Valve Insertion Tool ■▲
13	89-6307	1	Spring, Return		995-100		Valve Snap Ring Pliers With Screen Remover ■▲
14	89-7569	1	Seal, Riser		118-0954	1	Riser Hold-Up Tool, Red ■▲
15	89-6360	1	Riser Assembly				
16	102-4497	1	Drive Assy., Part Circle (Pc), 12-Pack				
16	102-4496	1	Drive Assy., Full Circle (Fc), 12-Pack				

● SERVICE ITEMS
▲ Not illustrated

■ SERVICE TOOLS

670 Series Golf Sprinkler



670 Series Golf Sprinkler (continued)

<i>Ref.</i>	<i>Part Number</i>	<i>Qty.</i>	<i>Description</i>	<i>Ref.</i>	<i>Part Number</i>	<i>Qty.</i>	<i>Description</i>
1	363-1571	2	Screw-PFH	19	9-4529	1	Stator, Variable (Used W/ #72, #73 & #74 Nozzles)
2	9-5633	1	Cap Assy, Rubber Cover	20	35-3611	1	Screen, Debris
3	9-3735	1	Plate, Cap, Insert	21		1	Body Assembly (See Golf Sprinkler Body Assembly Section) ◻ ◆
4	360-0107	2	O-Ring (0.070 X 0.301 X 0.441)	22		1	Pilot Valve Assembly (See Pilot Valve Assembly Section) ◻ ◆
5	35-0530	1	Cap, Sprinkler, 670	23	9-5355	1	Rubber Cover, Rounded Flange,
6	9-2793	1	Nozzle, "0" Intermediate	24	3-2518	1	Plug-Cap , Rubber
7	9-7177	1	Nozzle, "f" Inner		89-0475		670 Nozzle Assy., #70 (Includes Items 1 & 3-12) ●▲
8	9-7962	1	Ring, Nozzle Assy., #70 (5/16")		9-7415		670 Nozzle Assy., #71 (Includes Items 1 & 3-12) ●▲
8	9-7963	1	Ring, Nozzle Assy., #71 (11/32")		9-7416		670 Nozzle Assy., #72 (Includes Items 1 & 3-12) ●▲
8	9-7964	1	Ring, Nozzle Assy., #72 (3/8")		9-7417		670 Nozzle Assy., #73 (Includes Items 1 & 3-12) ●▲
8	9-7965	1	Ring, Nozzle Assy., #73 (13/32")		9-7418		670 Nozzle Assy., #74 (Includes Items 1 & 3-12) ●▲
8	9-7966	1	Ring, Nozzle Assy., #74 (7/16")		35-3599		Stream Straightener, Debris Resistant ●▲
9	89-5813	1	Straightener, Stream		670-01		Kit, Rubber Cover (Includes Items 2, 23 & 24) ●▲
10	360-0398	1	O-Ring		995-09		Valve Removal Tool ■▲
11	9-7407	1	Nozzle Base Assy.		995-15		Selector Tool (Flag Key) ■▲
12	9-5075	1	O-Ring, Housing, Outer		995-83		Multi-Purpose Tool ■▲
13	35-6119	1	Snap Ring, Riser		995-100		Valve Snap Ring Pliers With Screen Remover ■▲
14	9-5055	1	Spring Retainer & Plate Assembly		995-101		Valve Insertion Tool ■▲
15	363-4103	1	O-Ring, Body				
16	9-3737	1	Spring, Return				
17	9-3874	1	Drive Assy., Outer Housing				
18	9-3908	1	Drive Assy. (Includes Item 17)				
19	9-4091	1	Stator, Fixed (Used W/ #70 & #71 Nozzle)				

● SERVICE ITEMS

▲ Not illustrated

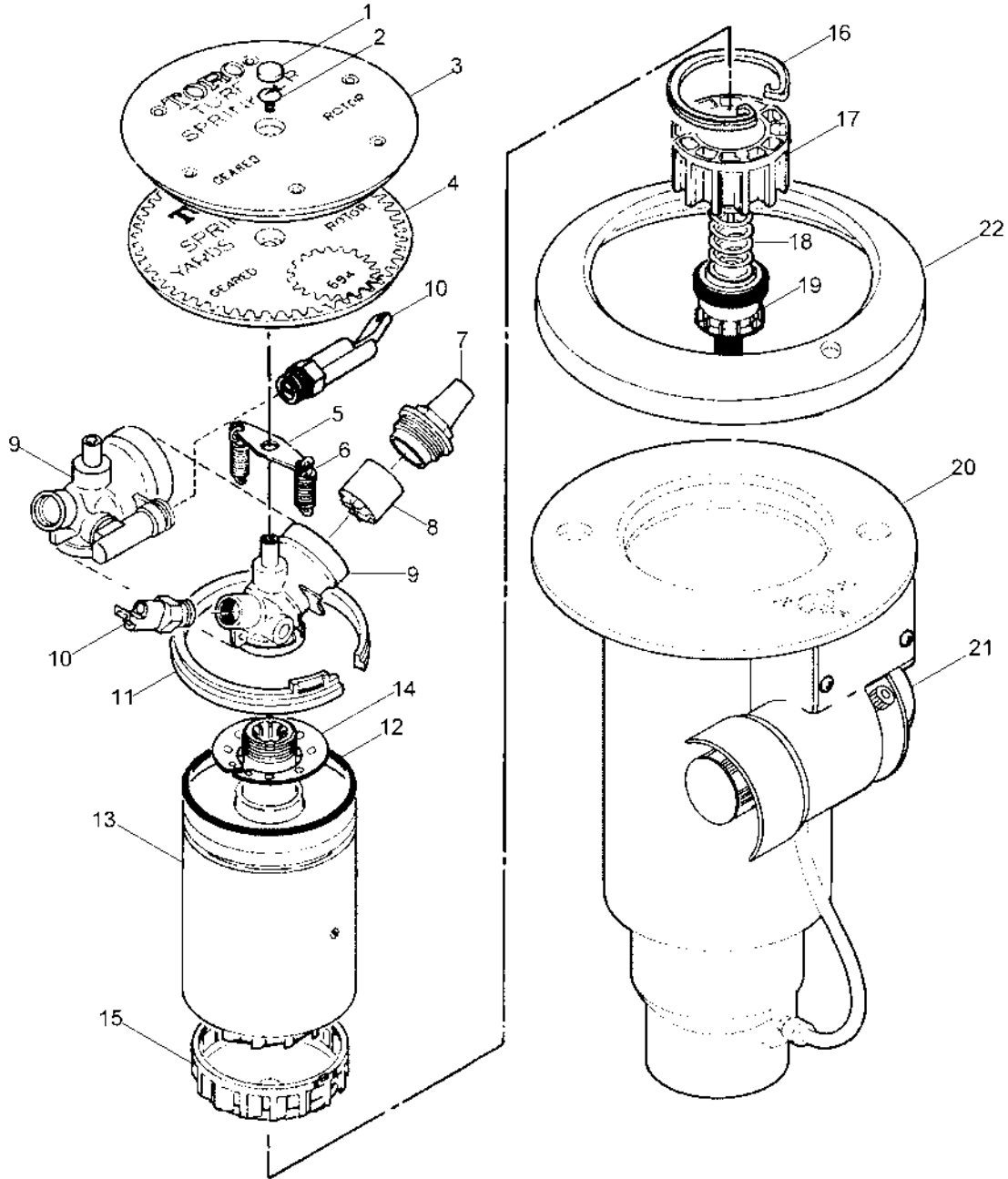
◻ See Pilot Valve Assembly Section.

■ SERVICE TOOLS

◆ Not serviced separately

○ See Golf Sprinkler Body Assembly Section.

690 Series Golf Sprinkler



690 Series Golf Sprinkler (continued)

Ref.	Part Number	Qty.	Description	Ref.	Part Number	Qty.	Description
1	3-2518	1	Plug-Cap , Rubber		3-3529		Cap ASM, Rubber Cover ●▲
2	3-3567	1	Screw-Machine, 1/4-20 X 3/8		3-3579		Body-Electric W/O/Vih (Includes Items 20-21) ●▲
3	3-3582	1	Cover-Cap, Rubber		89-4861		Body-Electric W/Vih (Includes Items 16-21) ●▲
4	3-3532	1	Cap				
5	9-2734	1	Strap-Spring				
6	9-2738	2	Spring-Retracton		89-4873		Body-Electric W/Vih, 80 Psi. Pv (Includes Items 16-21) ●▲
7	89-5816	1	Nozzle-Main, 3/8, No. 90				
7	3-3542	1	Nozzle-Main, 7/16, No. 91				
7	3-3543	1	Nozzle-Main, 1/2, No. 92		89-1019		Body-Electric W/Vih, 100 Psi. Pv (Includes Items 16-21) ●▲
8	3-3535	1	Straightener-Stream				
9	3-3531	1	Base-Nozzle, Full-Circle		3-3558		Body-Hydraulic No W/O/Vih (Includes Items 20 And 21) ●▲
9	9-1079	1	Base-Nozzle, Part-Circle				
10	9-5535	1	Nozzle-Back				
11	3-3536	1	Ring-Snap, Head		89-1038		Body-Hydraulic No W/Vih (Includes Items 16-21) ●▲
12	363-3210	1	O-Ring (0.139 X 4.359 X 4.637)		9-1497		Body-Com W/O/Vih (Includes Items 20 And 21) ●▲
13	9-1849	1	Drive ASM, Quarter-Circle, 691 (Includes Item 14)				
13	9-1850	1	Drive ASM, Half-Circle, 692 (Includes Item 14)		89-4879		Body-Com W/Vih (Includes Items 16-21) ●▲
13	3-3585	1	Drive ASM, Full-Circle, 694 (Includes Item 14)		9-4079		Nozzle ASM, 690-90 (Includes Items 7-10) ●▲
13	35-5123	1	Drive ASM, 696, 2-Speed, 60°-120° (Includes Item 14)		9-4080		Nozzle ASM, 690-91 (Includes Items 7-10) ●▲
13	3-3549	1	Drive ASM, 698, 2-Speed 180° (Includes Item 14)		9-4081		Nozzle ASM, 690-92 (Includes Items 7-10) ●▲
13	89-8145	1	Drive ASM, 150° (Includes Item 14)		9-4083		Nozzle ASM, 694-90 (Includes Items 7-10) ●▲
13	89-8146	1	Drive ASM, 165° (Includes Item 14)		9-4084		Nozzle ASM, 694-91 (Includes Items 7-10) ●▲
13	89-8147	1	Drive ASM, 195° (Includes Item 14)		9-4085		Nozzle ASM, 694-92 (Includes Items 7-10) ●▲
13	89-8148	1	Drive ASM, 210° Includes Item 14)		9-5747		Nozzle Base ASM, 690, Dual Back Nozzles (Front And Back) ●▲
14		1	Collar, Spring ◆				
15	3-3586	1	Stator, 3/8, #90		9-2669		Retraction ASM, Spring (Includes Items 5, 6, 11 And 14) ●▲
15	3-3568	1	Stator, 7/16, #91				
15	3-3555	1	Stator, 1/2, #92		690-01		Rubber Cover Kit (Includes Items 1, 3 And 22) ●▲
16	3-3304	1	Snap Ring, Valve		9-7271		Adapter-Tubing, Oversized Thread (Replaces Item 2) ●▲
17	9-1479	1	Cylinder ASM, No, Com And Drain Valve				
17	102-0626	1	Cylinder Assy., El And No/Com		995-06		Drive ASM Extraction Tool ■▲
18	3-3311	1	Spring-Valve, Com, Black				
18	102-6411	1	Spring, Valve, El/No, Silver		995-100		Valve Snap Ring Pliers With Screen Remover ■▲
19	89-1201	1	Piston Assy, Valve, No And Com		995-09		Valve Removal Tool ■▲
19	102-6311	1	Piston Assy., Valve, El & Nc		995-12		Valve Insertion Tool ■▲
20		1	Body Assembly (See Sprinkler Golf Body Assembly Section) ○◆		995-15		Selector Tool (Flag Key) ■▲
21		1	Pilot Valve Assembly (See Pilot Valve Assembly Section) □◆		995-17		Pliers-Riser ■▲
22	3-3581	1	Cover-Body, Rubber		995-20		Valve Insertion Tool, Rubber Cover ■▲
					995-22		Adapter-Hose ■▲
					995-49		Gauge-Pressure ■▶▲

● SERVICE ITEMS

▲ Not illustrated

□ See Pilot Valve Assembly Section.

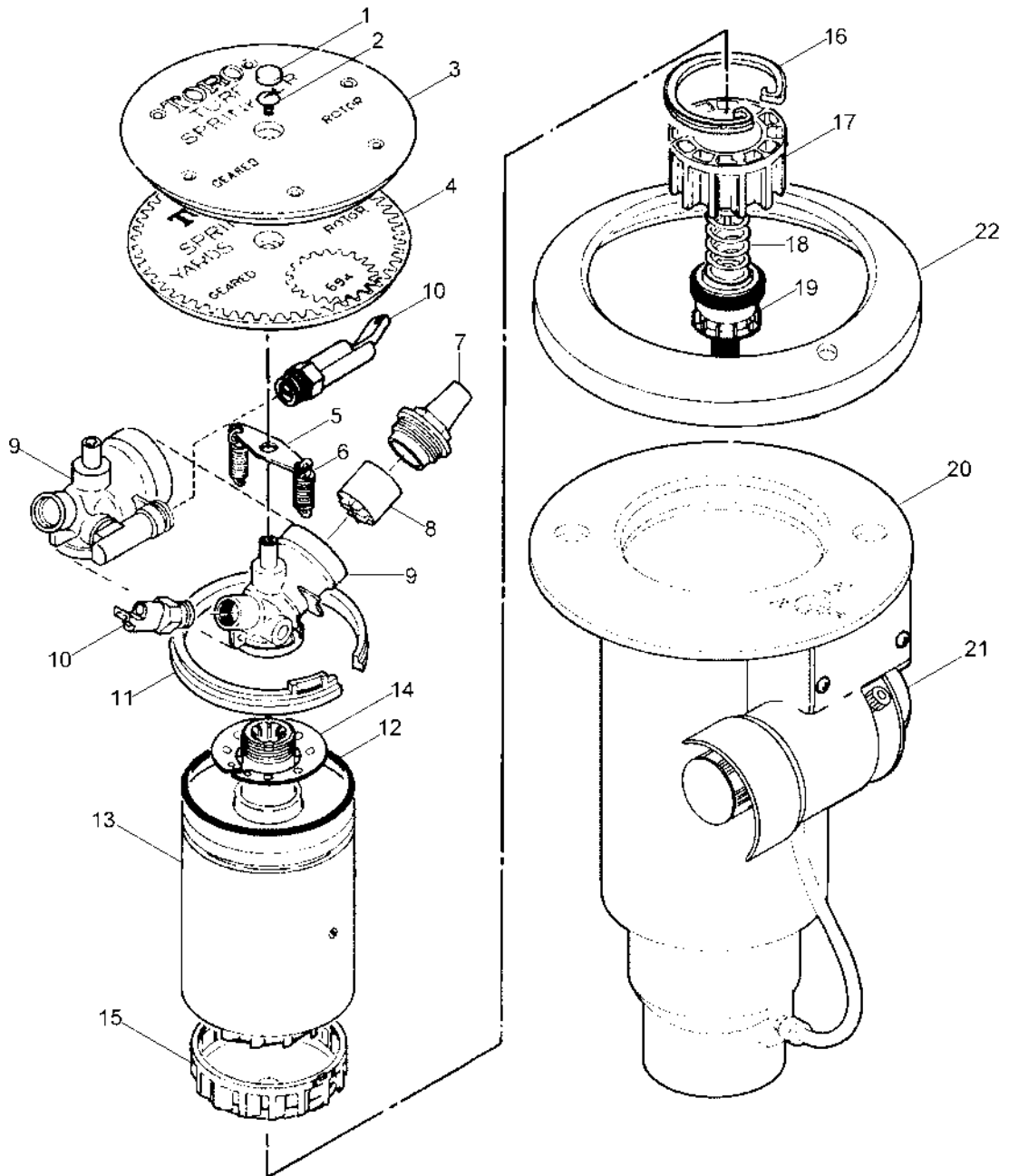
▶ Order Through Finished Goods Distribution System - Minneapolis

■ SERVICE TOOLS

◆ Not serviced separately

○ See Golf Sprinkler Body Assembly Section.

690 Series Golf Sprinkler (continued)



690 Series Golf Sprinkler (continued)

● SERVICE ITEMS

▲ Not illustrated

□ See Pilot Valve Assembly Section.

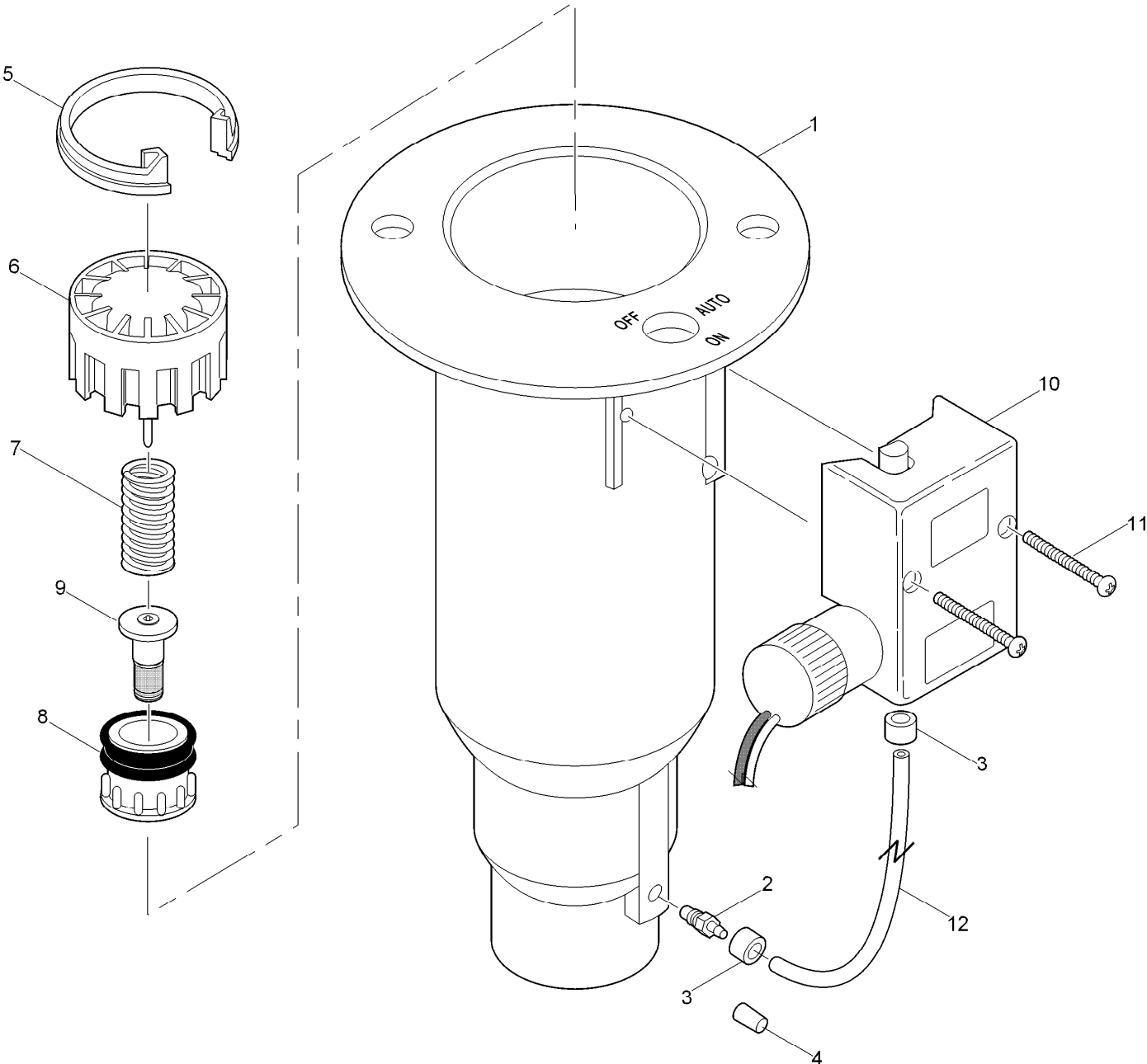
▶ Order Through Finished Goods Distribution System - Minneapolis

■ SERVICE TOOLS

◆ Not serviced separately

○ See Golf Sprinkler Body Assembly Section.

Golf Sprinkler Body - 1 Inch



Golf Sprinkler Body - 1 Inch (continued)

Ref.	Part Number	Qty.	Description	Ref.	Part Number	Qty.	Description
1	35-9421		Electric W/O Vih, Npt (Includes Items 1-4)▲	4	89-8157		Cap, 1/4", Poly, No
1	89-4128		Electric W/O Vih, Ribless, Npt (Includes Items 1-4)▲❖	5	89-4702		Snap Ring, Valve
1	102-0083		Electric W/Vih, 720, Npt (Includes Items 1-9)▲	6	9-1485		Cylinder Assy., No & Com
1	35-9418		Hydraulic No W/O Vih, Npt (Includes Items 1-4)▲	6	9-1487		Cylinder Assy., El & Nc
1	89-4126		Hydraulic No W/O Vih, Ribless, Npt (Includes Items 1-4)▲❖	7	3-2633		Spring, Valve, No, El & Nc
1	35-9453		Com W/O Vih, Npt (Includes Items 1-3 & 12)▲	7	89-5821		Spring, Valve, Com
1	89-4127		Com W/O Vih, Ribless, Npt (Includes Items 1-3 & 12)▲❖	8	89-1044		Piston Assy., No & Com
1	35-9386		Electric W/O Vih, Bsp (Includes Items 1-4)◆	8	89-1054		Piston Assy., El & Nc (Includes Item 9)
1	102-0084		Electric W/Vih, 720, Bsp (Includes Items 1-9)◆	8	102-0081		Piston Assy., El (720 Only) (Includes Item 9)
1	35-9385		Hydraulic No W/O Vih, Bsp (Includes Items 1-4)◆	9	35-9646		Filter Assy., Metering, El, Nc
1	89-8635		1" Acme Body Style, Electric W/O Vih (Includes Items 1-4)□	10			Pilot Valve Assy. (See Pilot Valve Assembly Section)▶○
1	102-0085		1" Acme Body Style, Electric W/Vih, 720 (Includes Items 1-9)□	11	3-2696		Screw-Tap, #8
2	9-6002		Adapter-Tubing, Threaded, 1/4"	12	9-2622		Tubing, Poly, 1/4" X 6 1/4", El & Nc
3	900-40		Retainer, Tube, Pr And Cr+	12	9-1876		Tube, 1/4" X 12", Com
					89-1046		Valve Assy., 1.0" Hyd., No (Includes Items 6-8)●■
					89-1047		Valve Assy., Com (Includes Items 6-8)●■
					89-1048		Valve Assy., El, Nc (Includes Items 6-9)●■
					102-0082		Valve Assy., El, Low Flow (Includes Items 6-9)●■
					9-7271		Adapter-Tubing, Oversized Thread (Replaces Item 2)● ■

● SERVICE ITEMS

▲ 1 Inch NPT Body Style

□ 1 Inch ACME Body Style

▶ See Pilot Valve Assembly Section.

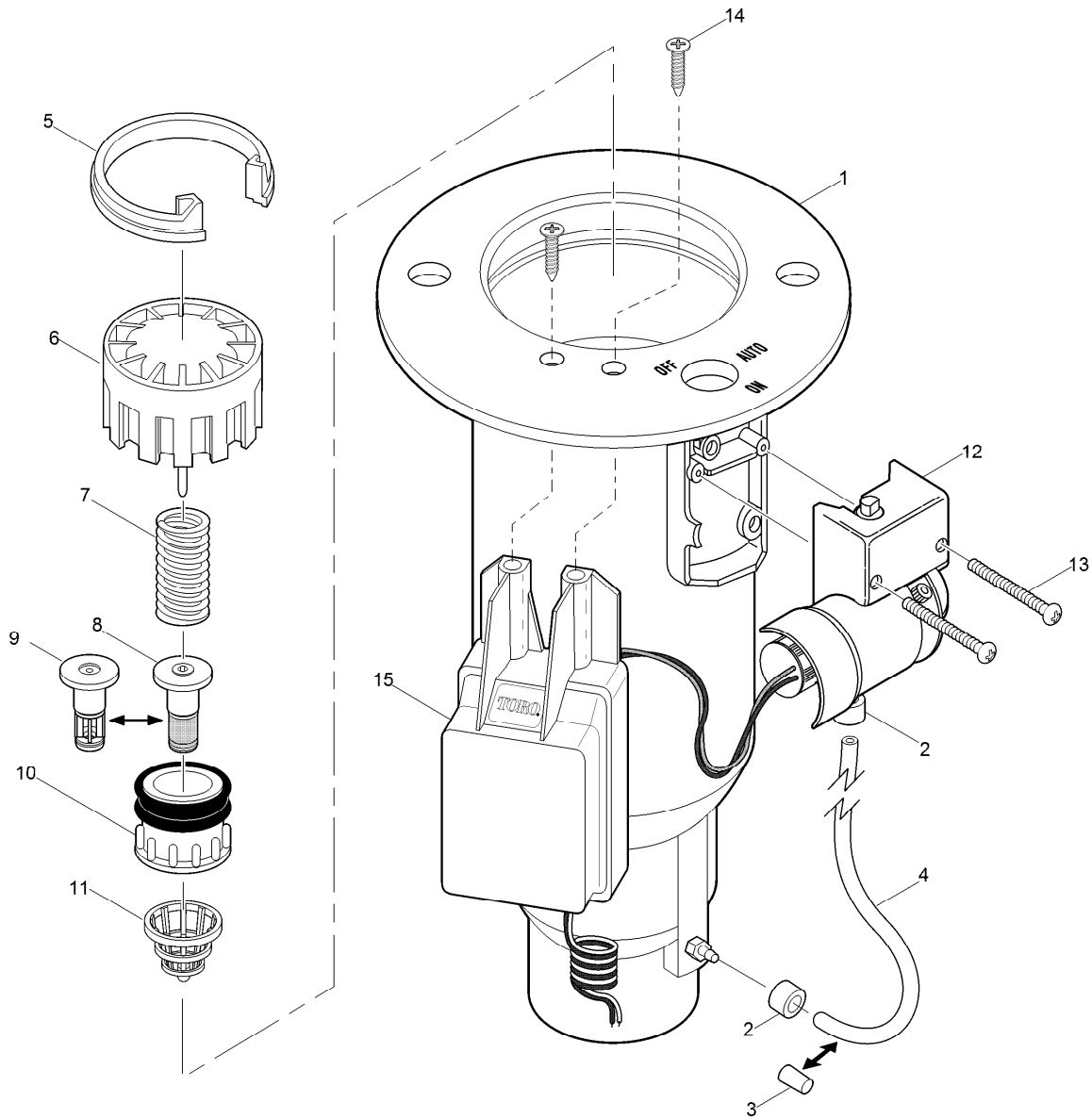
+ Order Through Finished Goods Distribution System - Minneapolis

❖ Ribless bodies are used with sprinklers manufactured prior to July 1993.

■ Not illustrated

◆ 1 Inch BSP Body Style

○ Not serviced separately



Golf Sprinkler Body - 1 Inch - 800S and DT Series

Ref.	Part Number	Qty.	Description
1	102-1090	1	Electric W/O Vih, Npt (Includes Items 1-2) ▲
1	102-1084	1	Hydraulic No W/O Vih, Npt (Includes Items 1-2) ▲
1	102-1078	1	Com W/O Vih, Npt (Includes Items 1-3 & 5) ▲
1	118-1137	1	Body Assy., 1" Npt (For Decoder Equipped Models) ▲
1	102-1092	1	Electric W/O Vih, Bsp (Includes Items 1-2) ◆
1	102-1086	1	Hydraulic No W/O Vih, Bsp (Includes Items 1-2) ◆
1	102-1080	1	Com W/O Vih, Bsp (Includes Items 1-3 & 5) ◆

Ref.	Part Number	Qty.	Description
1	118-1138	1	Body Assy., 1" Bsp (For Decoder Equipped Models) ◆
1	102-1094	1	1" Acme Body Style, Electric W/O Vih (Includes Items 1-2) □
1	102-1088	1	1" Acme Body Style, Hydraulic No W/O Vih (Includes Items 1-2) □
1	102-1082	1	1" Acme Body Style, Com W/O Vih (Includes Items 1-3 & 5) □
1	118-1139	1	Body Assy., 1" Acme (For Decoder Equipped Models) □

● SERVICE ITEMS

▲ 1 Inch NPT Body Style

□ 1 Inch ACME Body Style

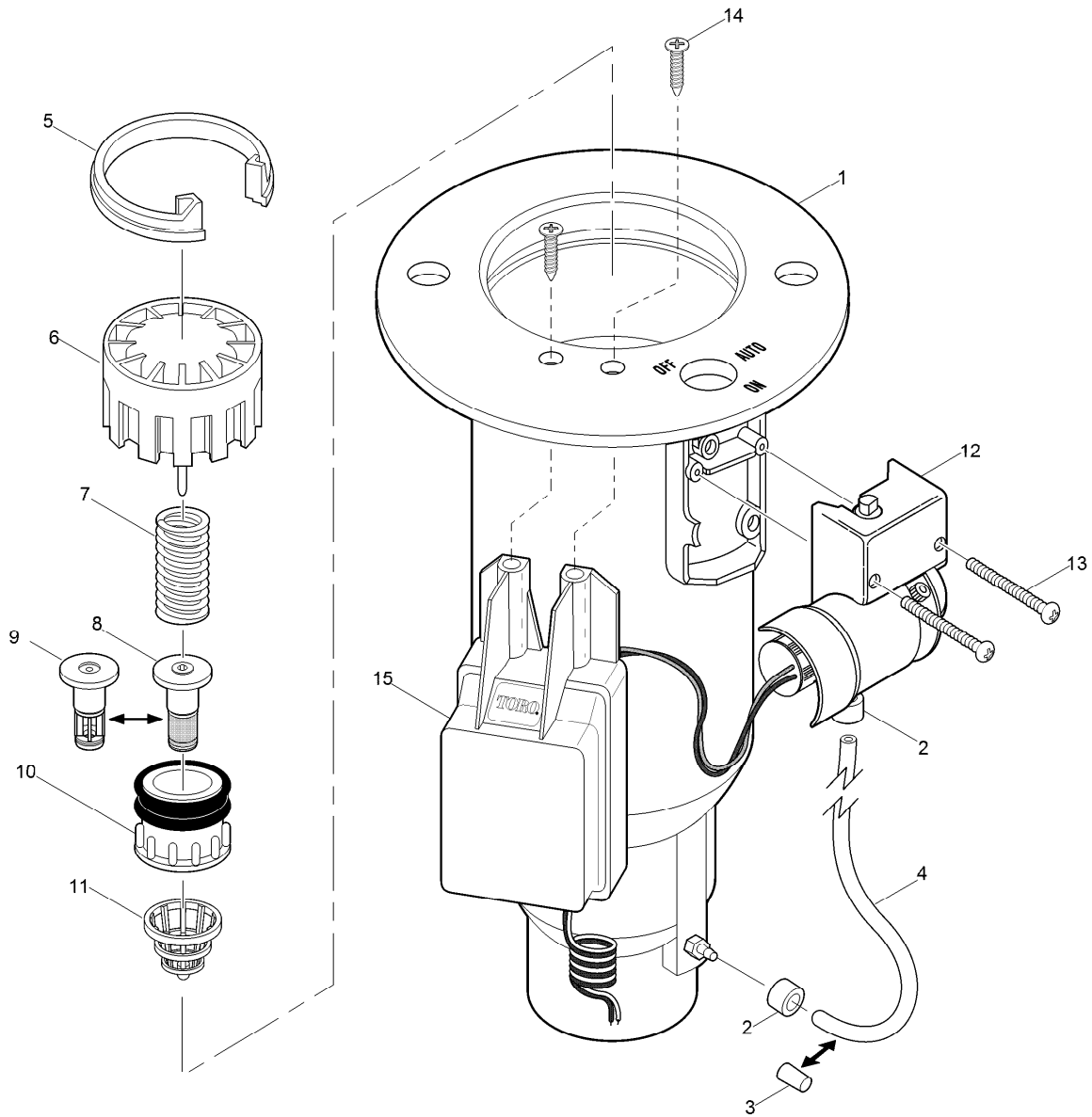
▶ See Pilot Valve Assembly Section.

✦ Order Through Finished Goods Distribution System - Minneapolis

■ Not illustrated

◆ 1 Inch BSP Body Style

○ Not serviced separately



Golf Sprinkler Body - 1 Inch - 800S and DT Series (continued)

Ref.	Part Number	Qty.	Description	Ref.	Part Number	Qty.	Description
2	900-40	2	Retainer, Tube, Pr And Cr †	11	102-0784	1	Rock Screen, 1
3	89-8157	1	Cap, 1/4	12		1	Pilot Valve Assy. (See Pilot Valve Assembly Section) ○▶
4	9-2623	1	Tube, 1/4	13	3-2696	2	Screw-Tap, #8
4	9-1876	1	Tube, 1/4	14	363-6396	2	Screw (For Decoder Equipped Models)
5	89-4702	1	Snap Ring, Valve	15	DEC-ISP-1GB	1	Gdc Module W/O Solenoid, 1-Station, Golf Body
6	102-0623	1	Cylinder Assy., EI & No/Com	15	118-0841	1	Gdc Module W/ Solenoid, 1-Station, Golf Body
7	3-2633	1	Spring, Valve, No, EI & Nc		102-6313	1	Valve Assy., No ●■
7	89-5821	1	Spring, Valve, Com		102-6312	1	Valve Assy., Com ●■
8	35-9646	1	Filter Assy., Metering, EI, Nc		102-0624	1	Valve Assy., EI, Nc ●■
9	102-6529	1	Filter Assy., Non-Metering, No/Com				
10	102-6314	1	Piston Assy., No & Com				
10	89-1054	1	Piston Assy., EI & Nc,				

● SERVICE ITEMS

▲ 1 Inch NPT Body Style

□ 1 Inch ACME Body Style

▶ See Pilot Valve Assembly Section.

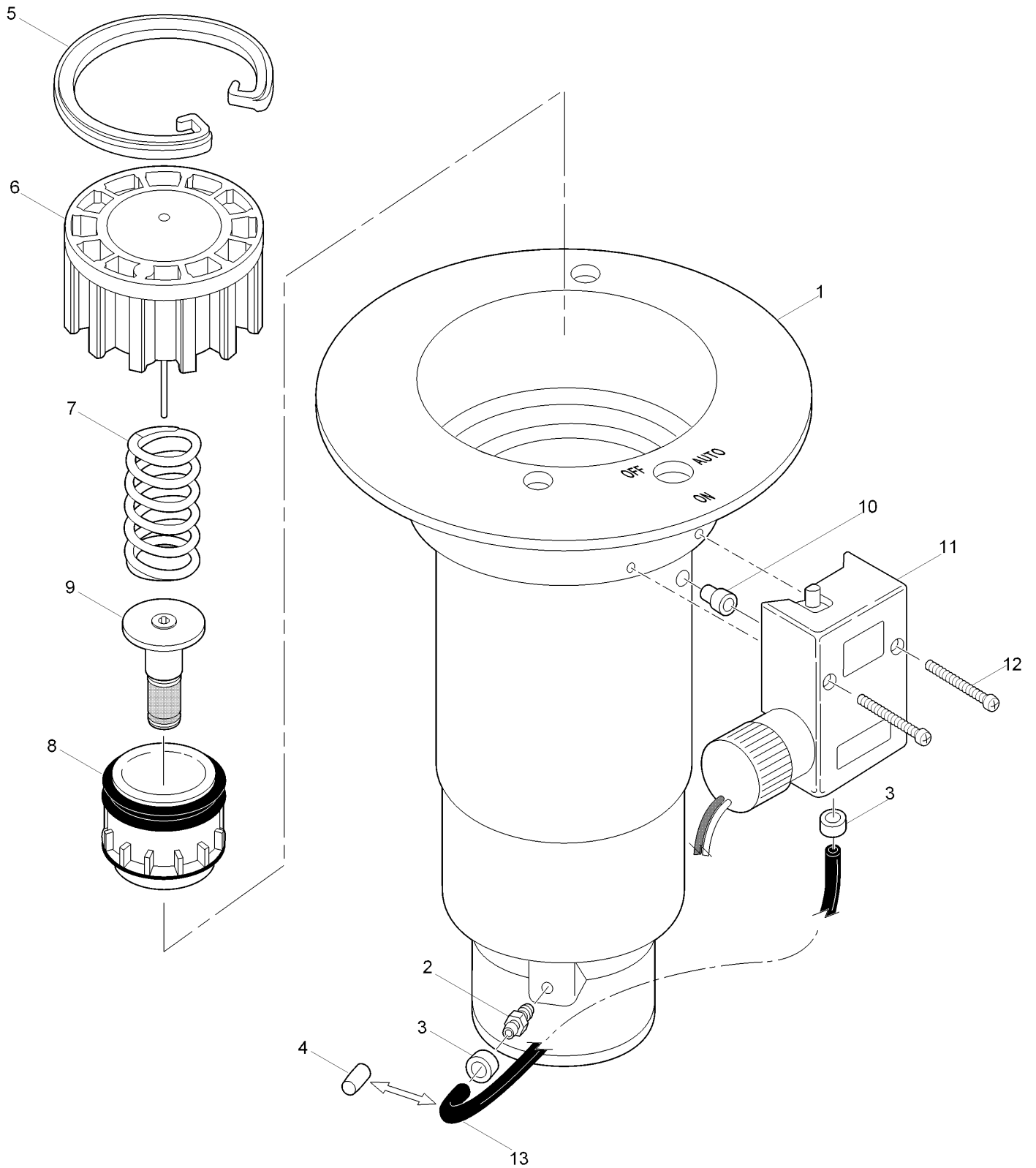
† Order Through Finished Goods Distribution System - Minneapolis

■ Not illustrated

◆ 1 Inch BSP Body Style

○ Not serviced separately

Golf Sprinkler Body - 1.5 Inch



Golf Sprinkler Body - 1.5 Inch (continued)

<i>Ref.</i>	<i>Part Number</i>	<i>Qty.</i>	<i>Description</i>	<i>Ref.</i>	<i>Part Number</i>	<i>Qty.</i>	<i>Description</i>
1	3-3389	1	Electric W/O Vih, Npt (Includes Items 1-4) ◆	6	102-0626	1	Cylinder Assy., El And No/Com
1	3-3343	1	Hydraulic No W/O Vih, Npt (Includes Items 1-4) ◆	7	102-6411	1	Spring, Valve, El/No, Silver
1	9-1257	1	Com W/O Vih, Npt (Includes Items 1-3 And 13) ◆	7	3-3311	1	Spring-Valve, Com, Black
1	35-5362	1	Electric W/O Vih, Bsp (Includes Items 1-4) □	8	89-1201	1	Piston Assy, Valve, No And Com
1	35-5322	1	Com W/O Vih, Bsp (Includes Items 1-3 And 13) □	8	102-5101	1	Piston Assy., El (Includes Item 9)
1	35-5245	1	Hydraulic No W/O Vih, Bsp (Includes Items 1-4) □	9	35-9645	1	Filter Assy., Metering, El & Nc
1	89-8646	1	Electric W/O Vih, Acme (Includes Items 1-4) ○	10	35-7663	1	Adapter, Pilot Valve To Body
1	89-8652	1	Com W/O Vih, Acme (Includes Items 1-3 And 13) ○	11		1	Pilot Valve Assy. (See Pilot Valve Assembly Section) ▶ ▲
1	89-8654	1	Hydraulic No W/O Vih, Acme (Includes Items 1-4) ○	12	3-2696	2	Screw-Tap, #8
2	9-6002	1	Adapter-Tubing, Threaded, 1/4"	13	9-2623	1	Tube, 1/4" X 8", El
3	900-40		Retainer, Tube, Pr And Cr †	13	9-1876	1	Tube, 1/4" X 12", Com
4	89-8157	1	Cap, 1/4", Poly, No		89-1036		Valve Assy., No (Includes Items 6-8) ● ■
5	3-3304	1	Snap Ring, Valve		89-1037		Valve Assy., Com (Includes Items 6-8) ● ■
6	9-1479	1	Cylinder ASM, No, Com And Drain Valve		102-4003		Valve Assy., El (Includes Items 6-9) ● ■
					9-7271		Adapter-Tubing, Oversized Thread (Replaces Item 2) ● ■

● SERVICE ITEMS

▲ Not serviced separately

□ 1.5 Inch BSP Body Style

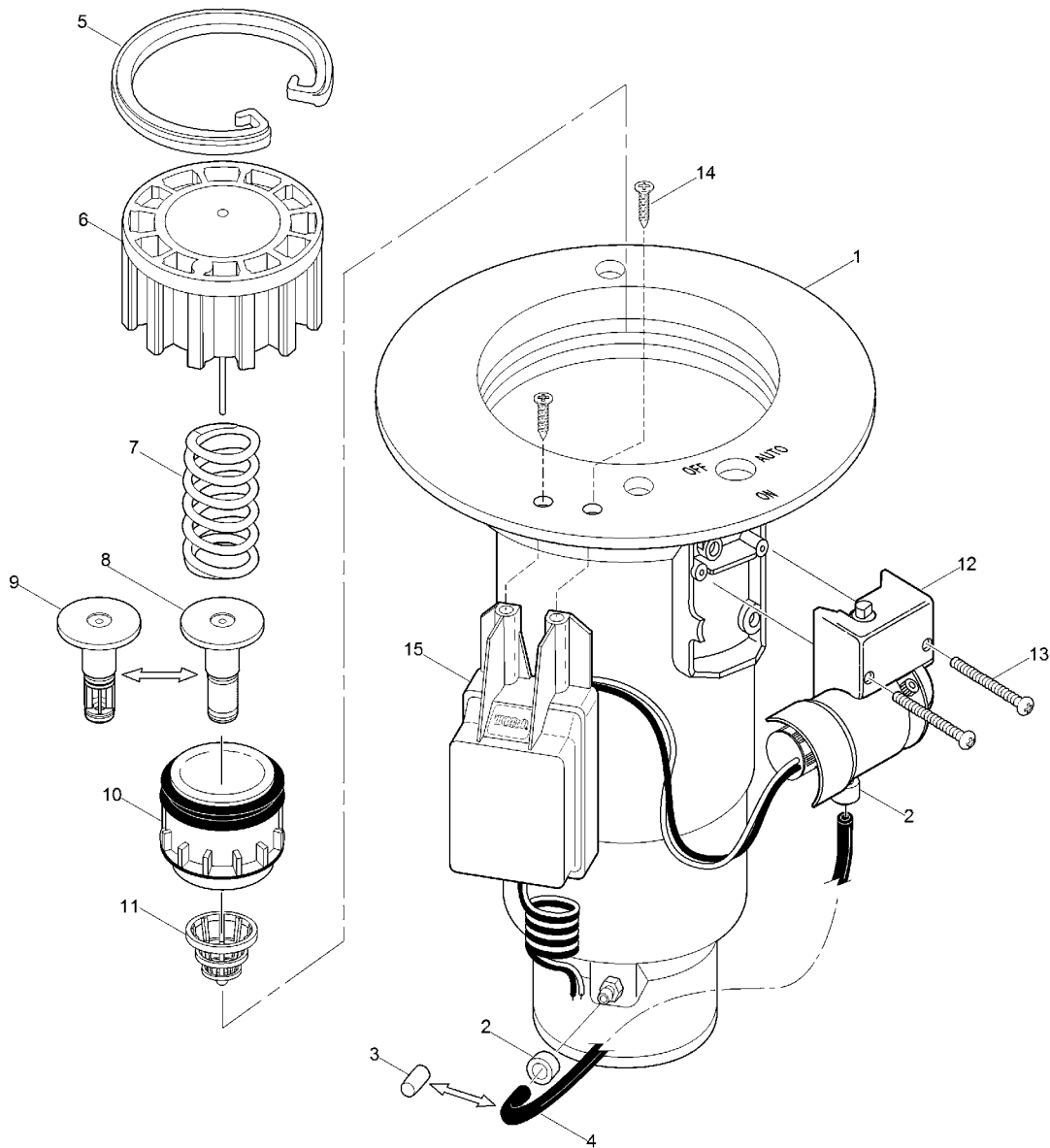
▶ See Pilot Valve Assembly Section.

† Order Through Finished Goods Distribution System - Minneapolis

■ Not illustrated

◆ 1.5 Inch NPT Body Style

○ 1.5 Inch ACME Body Style



Golf Sprinkler Body - 1.5 Inch - 800S and DT Series

Ref.	Part Number	Qty.	Description
1	102-1149	1	Electric W/O Vih, Npt (Includes Items 1 And 2) ◆
1	102-1143	1	Hydraulic No W/O Vih, Npt (Includes Items 1 And 2) ◆
1	102-1137	1	Com W/O Vih, Npt (Includes Items 1-3 And 5) ◆
1	118-1134	1	Body Assy., 1.5" Npt (For Decoder Equipped Models) ◆
1	102-1151	1	Electric W/O Vih, Bsp (Includes Items 1 And 2) □
1	102-1139	1	Com W/O Vih, Bsp (Includes Items 1-3 And 5) □
1	102-1145	1	Hydraulic No W/O Vih, Bsp (Includes Items 1 And 2) □

Ref.	Part Number	Qty.	Description
1	118-1135	1	Body Assy., 1.5" Bsp (For Decoder Equipped Models) □
1	102-1153	1	Electric W/O Vih, Acme (Includes Items 1 And 2) ○
1	102-1141	1	Com W/O Vih, Acme (Includes 1-3 And 5) ○
1	102-1147	1	Hydraulic No W/O Vih, Acme (Includes Items 1 And 2) ○
1	118-1136	1	Body Assy., 1.5" Acme (For Decoder Equipped Models) ○
2	900-40	2	Retainer, Tube, Pr And Cr †
3	89-8157	1	Cap, 1/4

● SERVICE ITEMS

▲ Not serviced separately

□ 1.5 Inch BSP Body Style

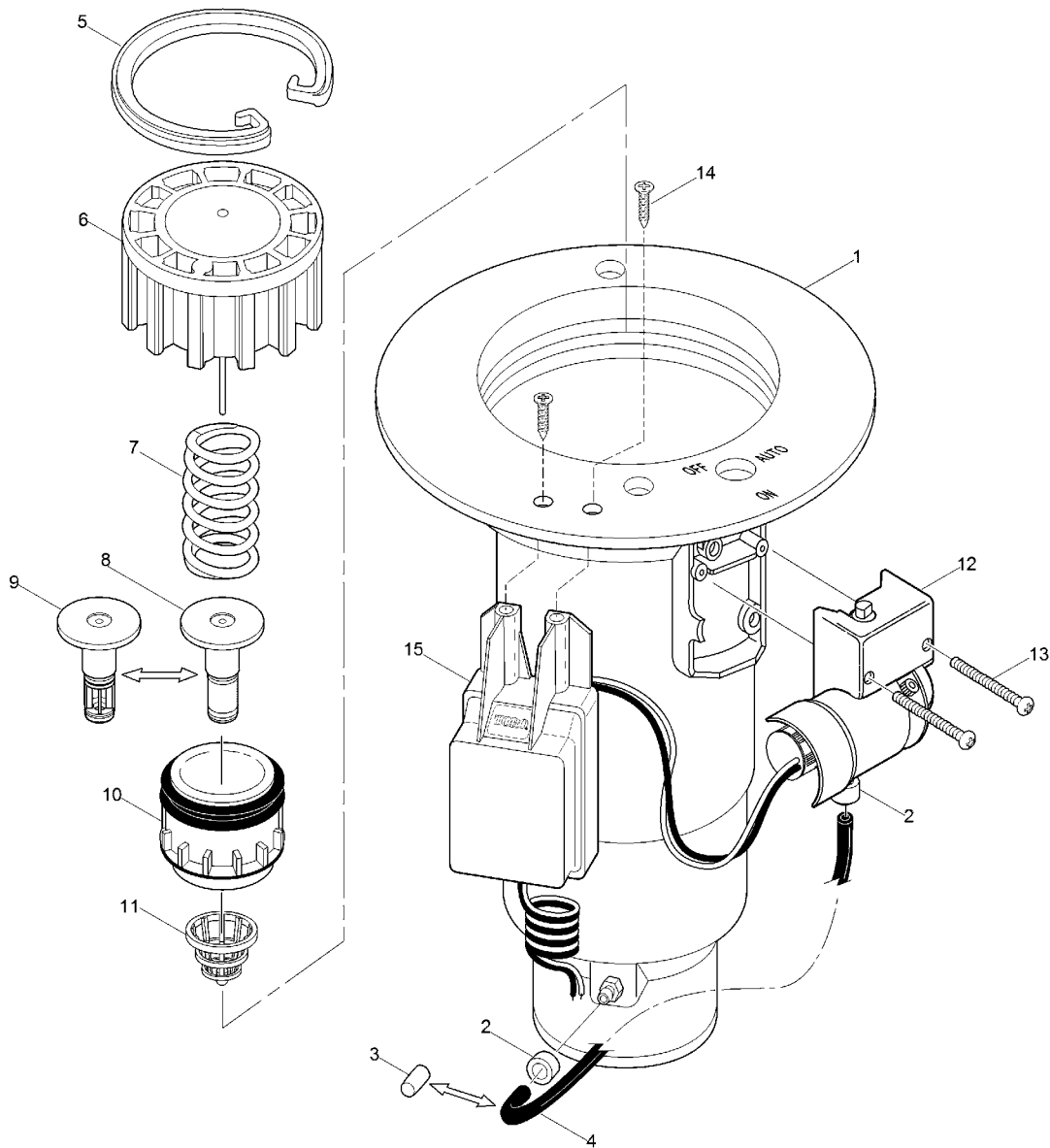
▶ See Pilot Valve Assembly Section.

† Order Through Finished Goods Distribution System - Minneapolis

■ Not illustrated

◆ 1.5 Inch NPT Body Style

○ 1.5 Inch ACME Body Style



Golf Sprinkler Body - 1.5 Inch - 800S and DT Series (continued)

Ref.	Part Number	Qty.	Description	Ref.	Part Number	Qty.	Description
4	9-2623	1	Tube, 1/4	10	102-5101	1	Piston Assy., EI
4	9-2624	1	Tubing, Poly, 1/4	11	102-6065	1	Rock Screen, 1.5
5	3-3304	1	Snap Ring, Valve	12		1	Pilot Valve Assy., (See Pilot Valve Assembly Section.) ▶▲
6	102-0626	1	Cylinder Assy., EI And No/Com	13	3-2696	2	Screw-Tap, #8
7	102-6411	1	Spring, Valve, EI/No, Silver	14	363-6396	2	Screw (For Decoder Equipped Models)
7	3-3311	1	Spring-Valve, Com, Black	15	118-0841	1	Gdc Module W/ Solenoid
8	35-9645	1	Filter Assy., Metering, EI & Nc	15	DEC-ISP-1GB	1	Gdc Module W/O Solenoid
9	102-6530	1	Filter Assy., Non-Metering, No/Com	102-6309	1	Valve Assy., Com ●■	
10	102-6311	1	Piston Assy., Valve, EI & Nc	102-6310	1	Valve Assy., No ●■	
				102-4003	1	Valve Assy., EI ●■	

● SERVICE ITEMS

▲ Not serviced separately

□ 1.5 Inch BSP Body Style

▶ See Pilot Valve Assembly Section.

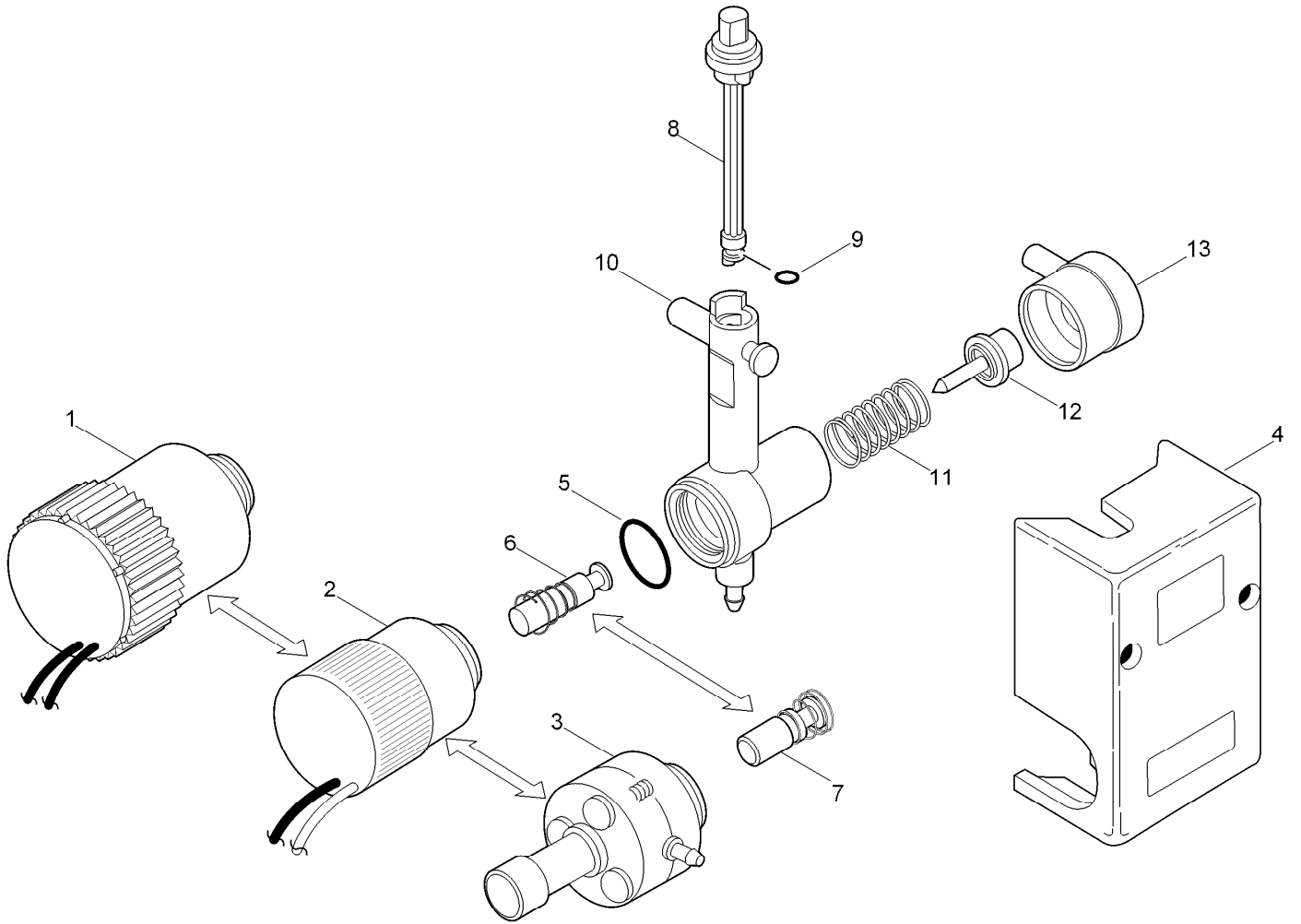
✚ Order Through Finished Goods Distribution System - Minneapolis

■ Not illustrated

◆ 1.5 Inch NPT Body Style

○ 1.5 Inch ACME Body Style

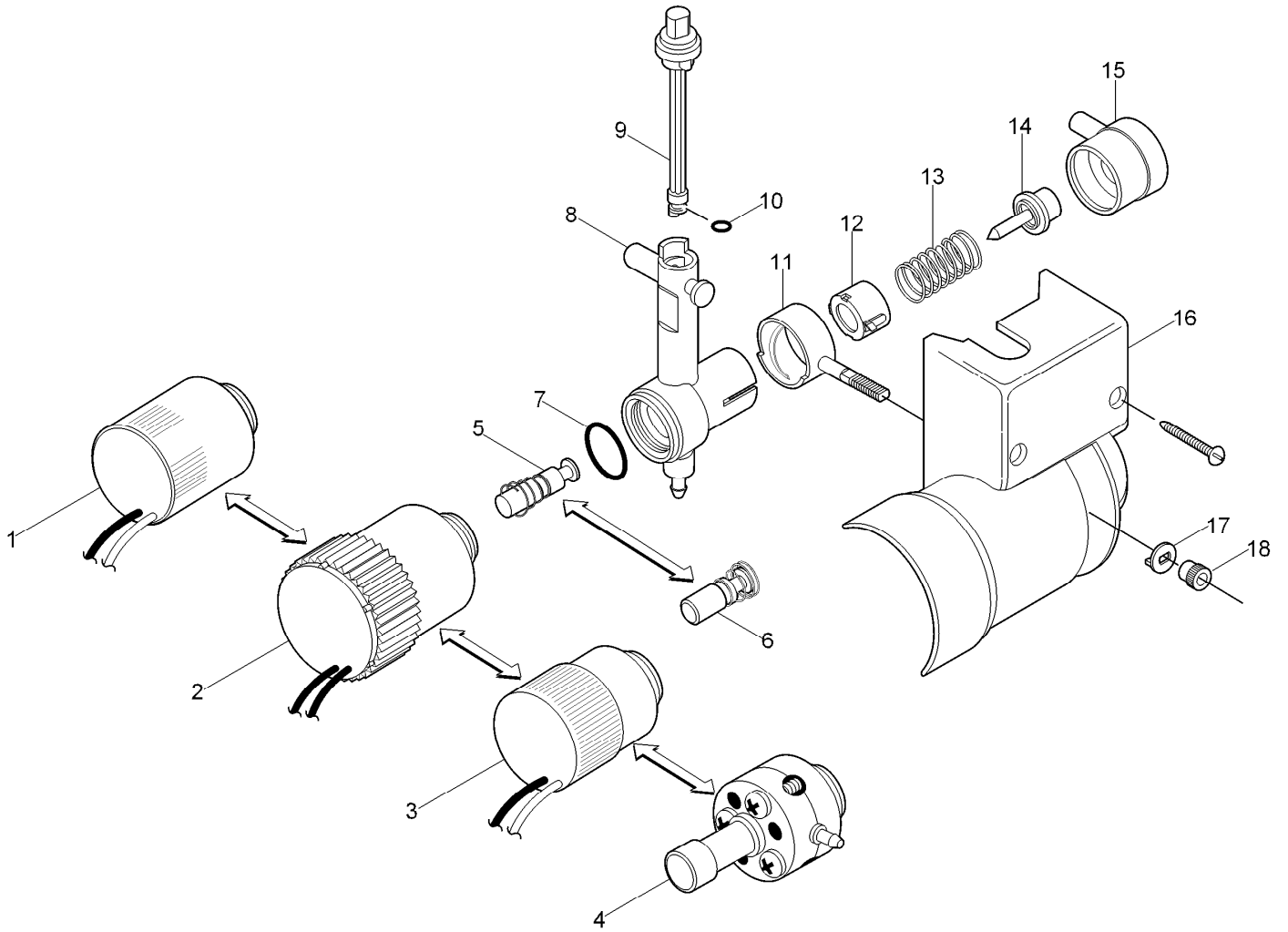
Pilot Valve



Pilot Valve (continued)

<i>Ref.</i>	<i>Part Number</i>	<i>Qty.</i>	<i>Description</i>	<i>Ref.</i>	<i>Part Number</i>	<i>Qty.</i>	<i>Description</i>
1	102-3443	1	Solenoid-Low Wattage, W/Surge Protection (Black Wires)	8	102-0343	1	Selector Cam, Black (Includes Item 9)
1	102-3444	1	Solenoid-Low Wattage, W/Surge Protection, Nickel Plated (Red Wires)	9	1-2035	1	O-Ring, El, Pr And Cr (0.070" X 0.114" X 0.254") (As568-006)
1	102-2709	1	Solenoid Assy., 24Vdc, Latching	10	102-7723	1	Body Assy., Pilot Valve (Cross-Reference W/ New Pilot Valve Assy., W/O Solenoid)
2	118-0248	1	Solenoid, 600/700 Series (Red & Black Wires)	11	35-9970	1	Spring, 50 Psi, Black
3	89-6005	1	Adapter-Pilot Valve, Nc	11	35-9971	1	Spring, 65 Psi, Green
4	89-0001	1	Housing-Pilot Valve	11	35-9972	1	Spring, 80 Psi, Red
5	360-0220	1	O-Ring (0.070 X 0.551 X 0.691) (As568-015)	11	35-9973	1	Spring, 100 Psi, Blue
6	102-7690	1	Plunger Assy., El	12	89-0029	1	Piston
7	89-6003	1	Plunger ASM, Nc	13	89-0005	1	Diaphragm ASM

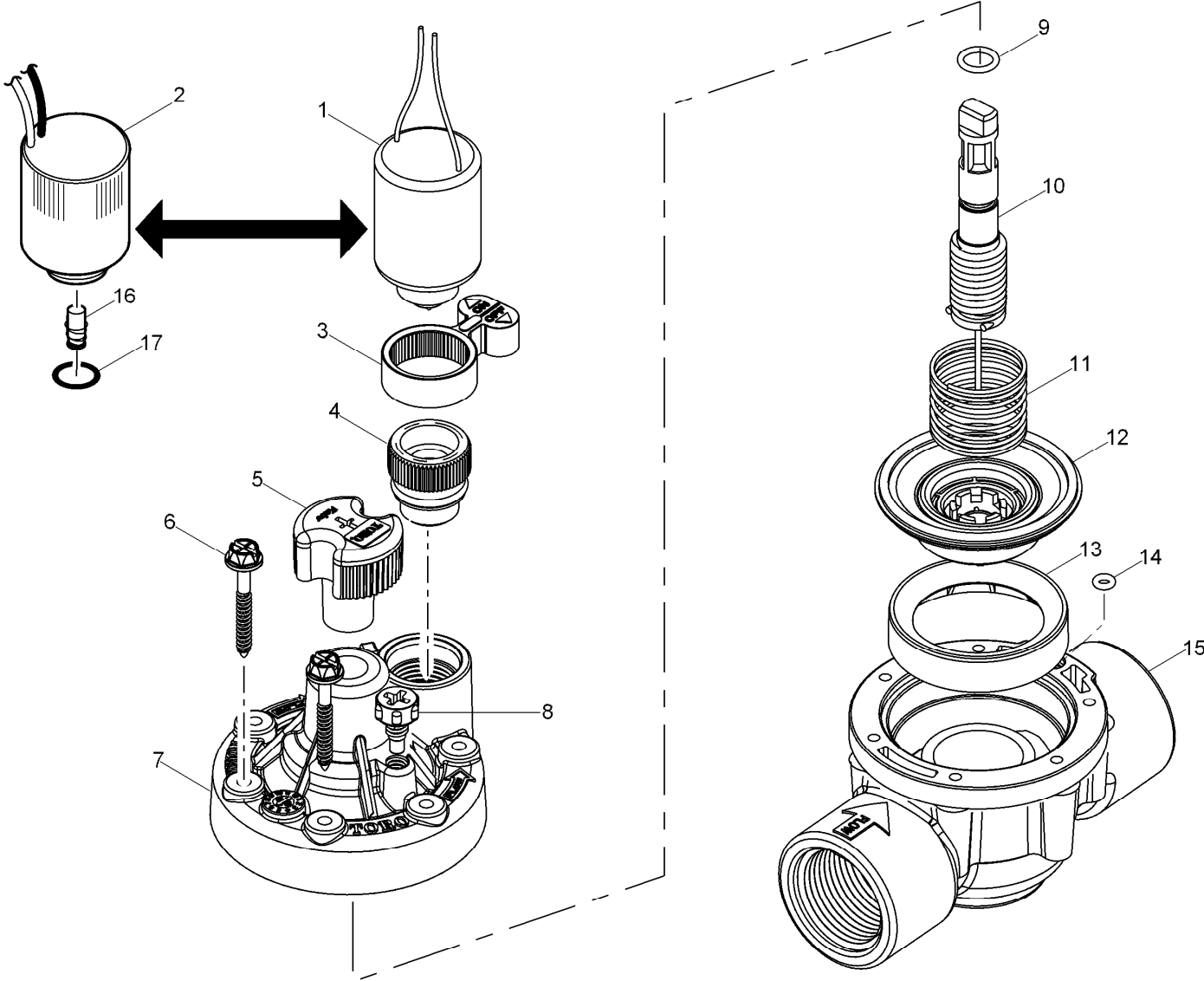
Pilot Valve, Adjustable Pressure



Pilot Valve, Adjustable Pressure (continued)

<i>Ref.</i>	<i>Part Number</i>	<i>Qty.</i>	<i>Description</i>	<i>Ref.</i>	<i>Part Number</i>	<i>Qty.</i>	<i>Description</i>
1	102-2709	1	Solenoid Assy., 24Vdc, Latching		102-5974		Pilot Valve Assy., Selectable Pressure W/Low Watt/High Surge Solenoid 800S Series (Includes Items 2 [102-3443], 5 [102-7690] & 7-18) ●■
2	102-3443	1	Solenoid-Low Wattage, W/Surge Protection (Black Wires)				
2	102-3444	1	Solenoid-Low Wattage, W/Surge Protection, Nickel Plated (Red Wires)		102-5178		Pilot Valve Assy., Selectable Pressure W/Standard Watt & Surge Solenoid,600/700 Series (Includes Items 3, 5 [102-7690] & 7-18) ●■
2	102-4979	1	Solenoid-Low Wattage, 2-Wire Decoder, W/Surge Protection (Yellow Wires)				
3	118-0248	1	Solenoid, 600/700 Series (Red & Black Wires)		102-5181		Pilot Valve Assy., Selectable Pressure W/Normally Closed Actuator (Includes Items 4 & 6-18) ●■
4	89-6005	1	Adapter-Pilot Valve, Nc				
5	102-7690	1	Plunger Assy., El				
6	89-6003	1	Plunger ASM, Nc		102-5976		Pilot Valve Assy., Selectable Pressure W/Low Watt/High Surge Nickel Plated (Includes Items 2 [102-3444], 5 [102-7690] & 7-18) ●■
7	360-0220	1	O-Ring (0.070 X 0.551 X 0.691) (As568-015)				
8	102-4747	1	Body Assy., Pilot Valve				
9	102-0343	1	Selector Cam, Black (Includes Item 10)				
9	102-4831		Selector Cam, Red (Includes Item 10)		102-5977		Pilot Valve Assy., Selectable Pressure W/Standard Watt/High Surge, 3-Wire Decoder (Includes Items 2 [102-4979], 5 [102-7690] & 7-18) ●■
10	1-2035	1	O-Ring, El, Pr And Cr (0.070" X 0.114" X 0.254") (As568-006)				
11	102-2237	1	Adjuster, Psi				
12	102-2236	1	Traveling Nut		102-6533		Pilot Valve Assy., Selectable Pressure W/Dc Latching Solenoid, 2-Wire Decoder (Includes Items 1, 5 [102-7690] & 7-18) ●■
13	102-2235	1	Spring				
14	102-2469	1	Piston				
15	102-2473	1	Diaphragm Assy.				
16	118-0669	1	Housing, Pilot Valve				
17	102-2606	1	Adjustment Locator				
18	363-4441	1	Nut, Adjuster				
	102-5975		Pilot Valve Assy., Selectable Pressure Less Solenoid,Use W/All Electric Pilot Valve Except Nickel Plated (Includes Items 5 [102-7690] & 7-18) ●■				

TPV Series Valve, 1 Inch Female



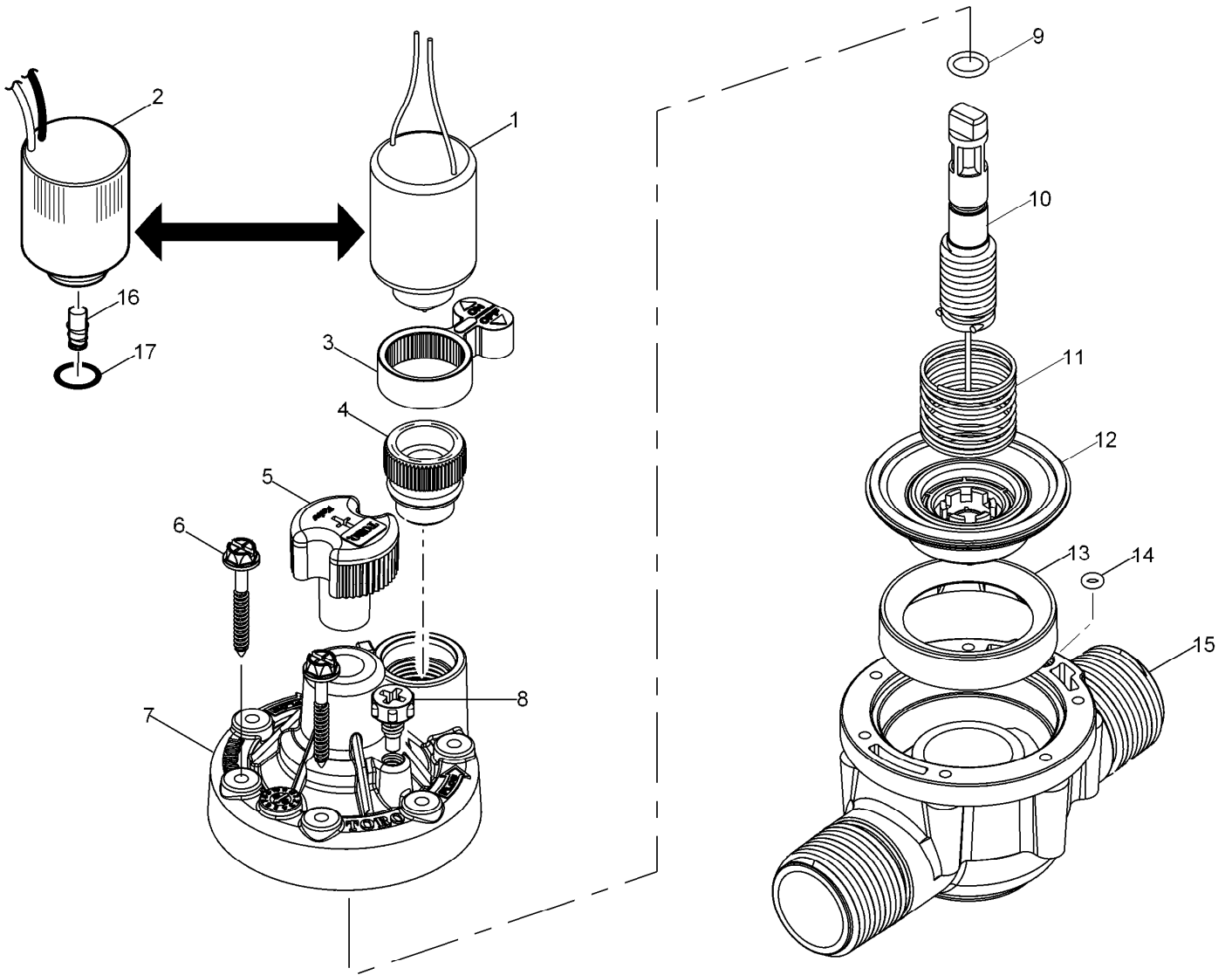
TPV Series Valve, 1 Inch Female (continued)

<i>Ref.</i>	<i>Part Number</i>	<i>Qty.</i>	<i>Description</i>	<i>Ref.</i>	<i>Part Number</i>	<i>Qty.</i>	<i>Description</i>
1	118-5982	1	Solenoid Assy. With Plunger, 24 Vac, 60 Hz	11	153201	1	Spring
1	102-7054	1	Solenoid Assy. With Plunger, 24 Vac, 50 Hz	12	152201	1	Diaphragm Assy.
2	102-2709	1	Solenoid Assy., 24Vdc, Latching	13	1116602	1	Divider (P/N 1116602 Divider [brown] Will Be Changed To P/N 1116601 [black])
3	606902	1	Handle, Bleed Plug	14	531501	1	O-Ring, Body (As568-006)
4	102-5593	1	Bleed Plug Assy.	15	102-6615	1	Body Assy., 1", F X F, Npt
5	102-6622	1	Handle, Flow Control (For Flow Control Models)	15	102-6654	1	Body Assy., 1", F X F, Bsp
6	102-6644	6	Screw	15	102-6655	1	Body Assy., 1", S X S
7	102-6621	1	Cover Assy. (W/O Flow Control)	16	89-9562	1	Plunger Assy.
7	102-6620	1	Cover Assy. (For Flow Control Models)	17	360-0220	1	O-Ring (0.070 X 0.551 X 0.691) (As568-015)
8	1081401	1	External Bleed Screw		EFF-Kit-60Hz	1	Reclaimed Water Solenoid Kit, Effluent, 60Hz, Domestic ● ■
9	363-4246	1	O-Ring, Stem Assembly (For Flow Control Models)		EFF-Kit-50Hz	1	Reclaimed Water Solenoid Kit, Effluent, 50Hz, International ● ■
10	1074701	1	Stem Assembly (For Flow Control Models)				

● SERVICE ITEMS

■ Not illustrated

TPV Series Valve, 1 Inch Male



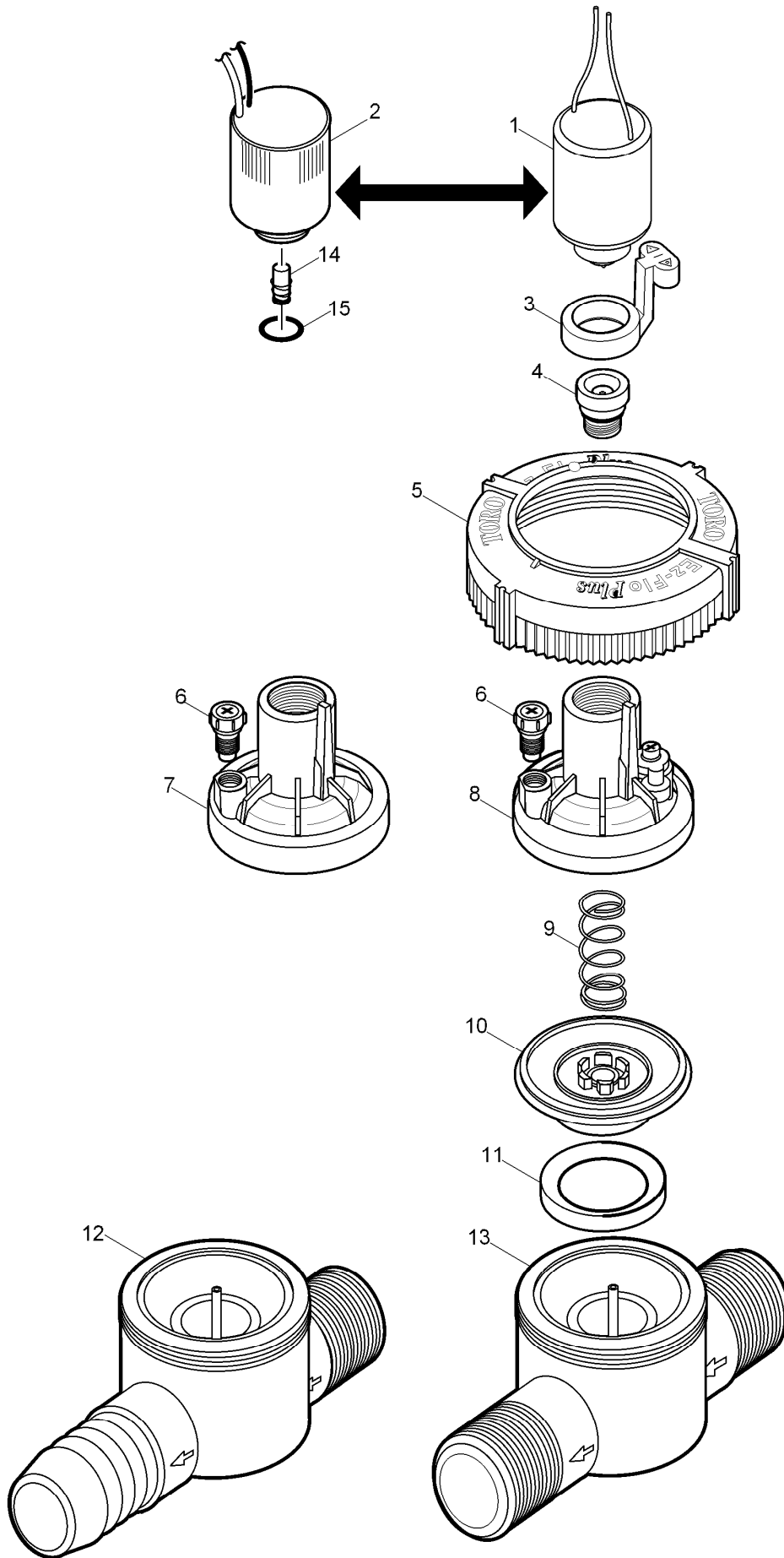
TPV Series Valve, 1 Inch Male (continued)

<i>Ref.</i>	<i>Part Number</i>	<i>Qty.</i>	<i>Description</i>	<i>Ref.</i>	<i>Part Number</i>	<i>Qty.</i>	<i>Description</i>
1	118-5982	1	Solenoid Assy. With Plunger, 24 Vac, 60 Hz	11	153201	1	Spring
1	102-7054	1	Solenoid Assy. With Plunger, 24 Vac, 50 Hz	12	152201	1	Diaphragm Assy.
2	102-2709	1	Solenoid Assy., 24Vdc, Latching	13	1116602	1	Divider (P/N 1116602 Divider [brown] Will Be Changed To P/N 1116601 [black])
3	606902	1	Handle, Bleed Plug	14	531501	1	O-Ring, Body (As568-006)
4	102-5593	1	Bleed Plug Assy.	15	102-6616	1	Body Assy., 1", M X M, Npt
5	102-6622	1	Handle, Flow Control (For Flow Control Models)	15	102-6653	1	Body Assy., 1", M X M, Bsp
6	102-6644	6	Screw	15	102-6617	1	Body Assy., 1", M X B, Npt
7	102-6621	1	Cover Assy. (W/O Flow Control)	16	89-9562	1	Plunger Assy.
7	102-6620	1	Cover Assy. (For Flow Control Models)	17	360-0220	1	O-Ring (0.070 X 0.551 X 0.691) (As568-015)
8	1081401	1	External Bleed Screw		EFF-Kit-50Hz	1	Reclaimed Water Solenoid Kit, Effluent, 50Hz, International ●■
9	363-4246	1	O-Ring, Stem Assembly (For Flow Control Models)		EFF-Kit-60Hz	1	Reclaimed Water Solenoid Kit, Effluent, 60Hz, Domestic ●■
10	1074701	1	Stem Assembly (For Flow Control Models)				

● SERVICE ITEMS

■ Not illustrated

EZ-Flo Plus Series, 1 Inch Male

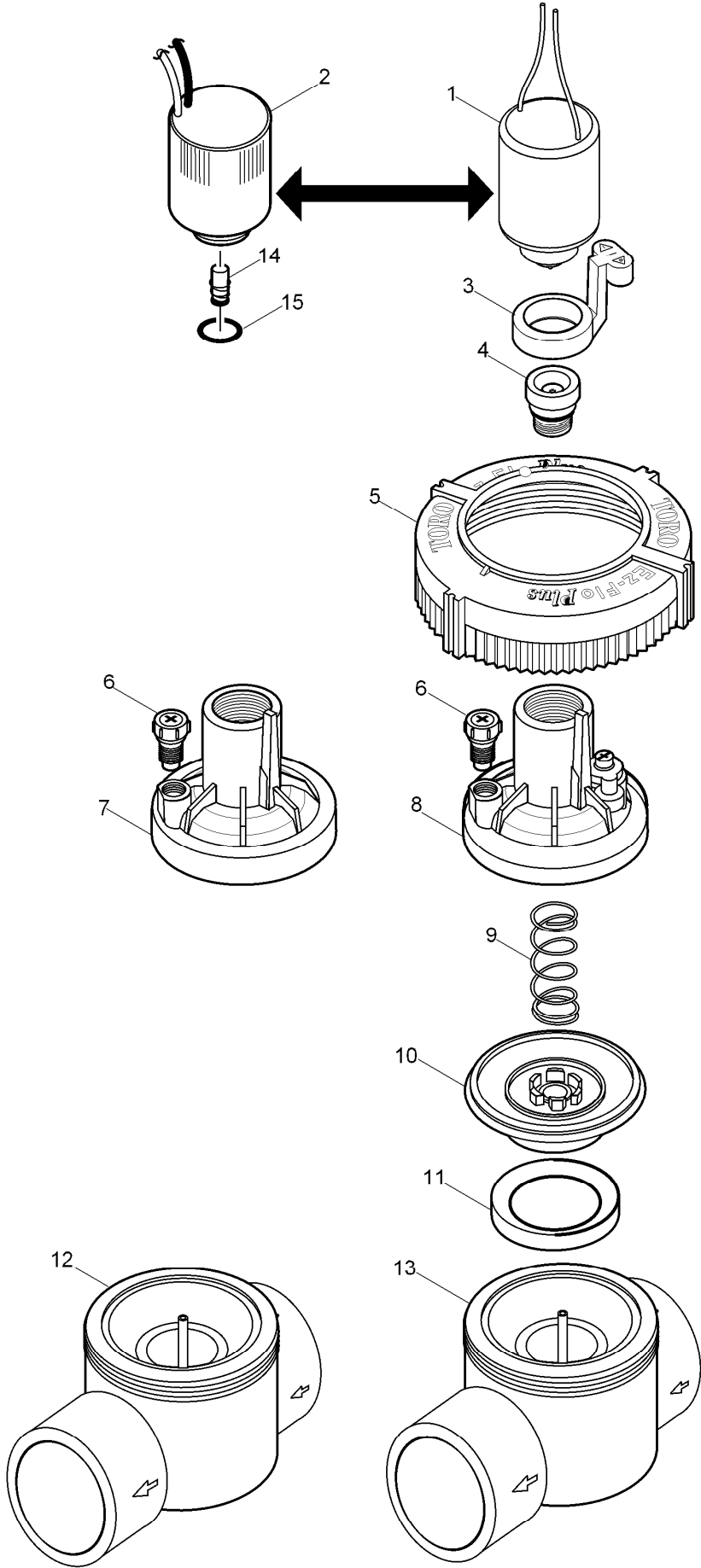


EZ-Flo Plus Series, 1 Inch Male (continued)

<i>Ref.</i>	<i>Part Number</i>	<i>Qty.</i>	<i>Description</i>	<i>Ref.</i>	<i>Part Number</i>	<i>Qty.</i>	<i>Description</i>
1	118-5982	1	Solenoid Assy. With Plunger, 24 Vac, 60 Hz	9	204A-37	1	Spring
1	102-7054	1	Solenoid Assy. With Plunger, 24 Vac, 50 Hz	10	138802	1	Diaphragm Assy.
2	102-2709	1	Solenoid Assy., 24Vdc, Latching	11	1116602	1	Divider (P/N 1116602 Divider [brown] Will Be Changed To P/N 1116601 [black])
3	1081501	1	Handle, Bleed Plug	12		1	Body Assy., 1", M X B, Npt ●
4	102-5593	1	Bleed Plug Assy.	13		1	Body Assy., 1", M X M, Npt ●
5	102-1717	1	Cover Nut	14	89-9562	1	Plunger Assy.
6	1081401	1	External Bleed Screw	15	360-0220	1	O-Ring (0.070 X 0.551 X 0.691) (As568-015)
7	512203	1	Cover Assy. (W/O Flow Control)				
8	1115004	1	Cover Assy. (For Flow Control Models)				

● Not serviced separately

EZ-Flo Plus Series, 1 Inch Female

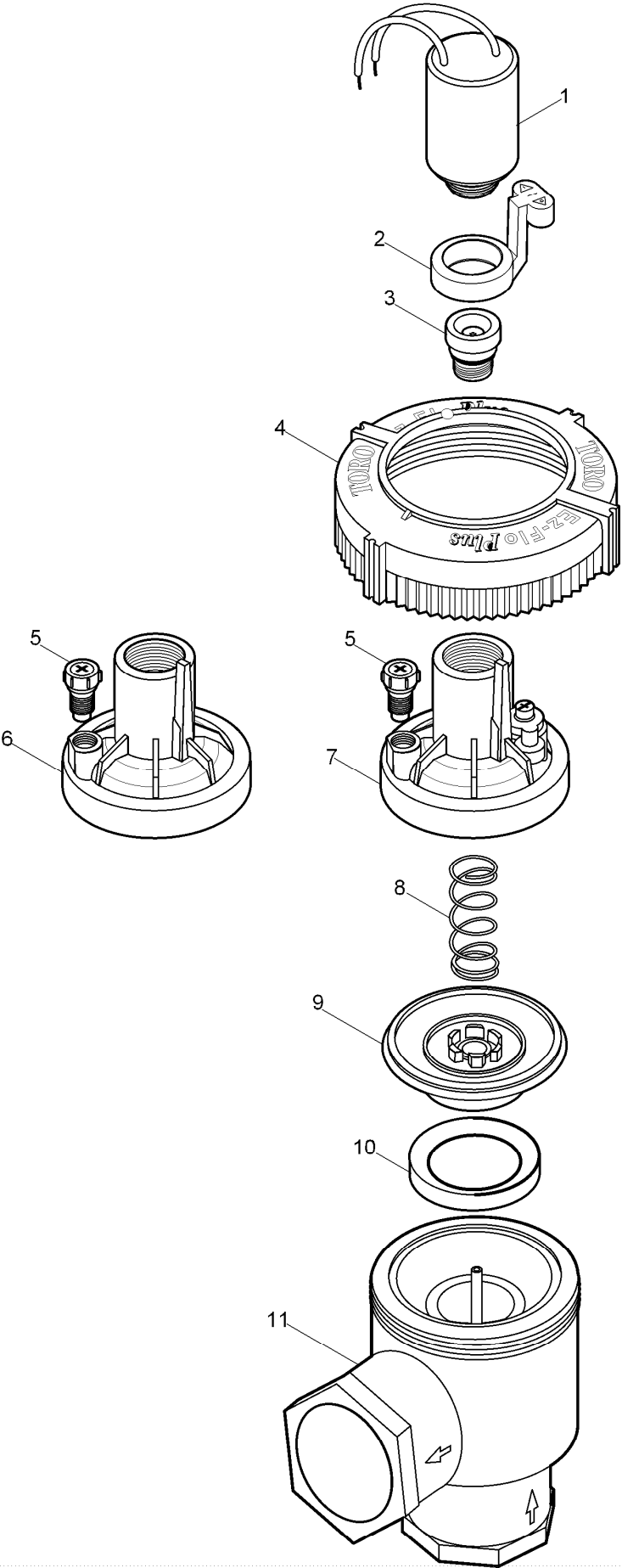


EZ-Flo Plus Series, 1 Inch Female (continued)

<i>Ref.</i>	<i>Part Number</i>	<i>Qty.</i>	<i>Description</i>	<i>Ref.</i>	<i>Part Number</i>	<i>Qty.</i>	<i>Description</i>
1	118-5982	1	Solenoid Assy. With Plunger, 24 Vac, 60 Hz	8	1115004	1	Cover Assy. (For Flow Control Models)
1	102-7054	1	Solenoid Assy. With Plunger, 24 Vac, 50 Hz	9	204A-37	1	Spring
2	102-2709	1	Solenoid Assy., 24Vdc, Latching	10	138802	1	Diaphragm Assy.
3	1081501	1	Handle, Bleed Plug	11	1116601	1	Divider
4	102-5593	1	Bleed Plug Assy.	12		1	Body Assy., 1", F X F, Slip ●
5	102-1717	1	Cover Nut	13		1	Body Assy., 1", F X F, Npt ●
6	1081401	1	External Bleed Screw	14	89-9562	1	Plunger Assy.
7	512203	1	Cover Assy. (W/O Flow Control)	15	360-0220	1	O-Ring (0.070 X 0.551 X 0.691) (As568-015)

● Not serviced separately

EZ-Flo Plus Series, 1 Inch Angle

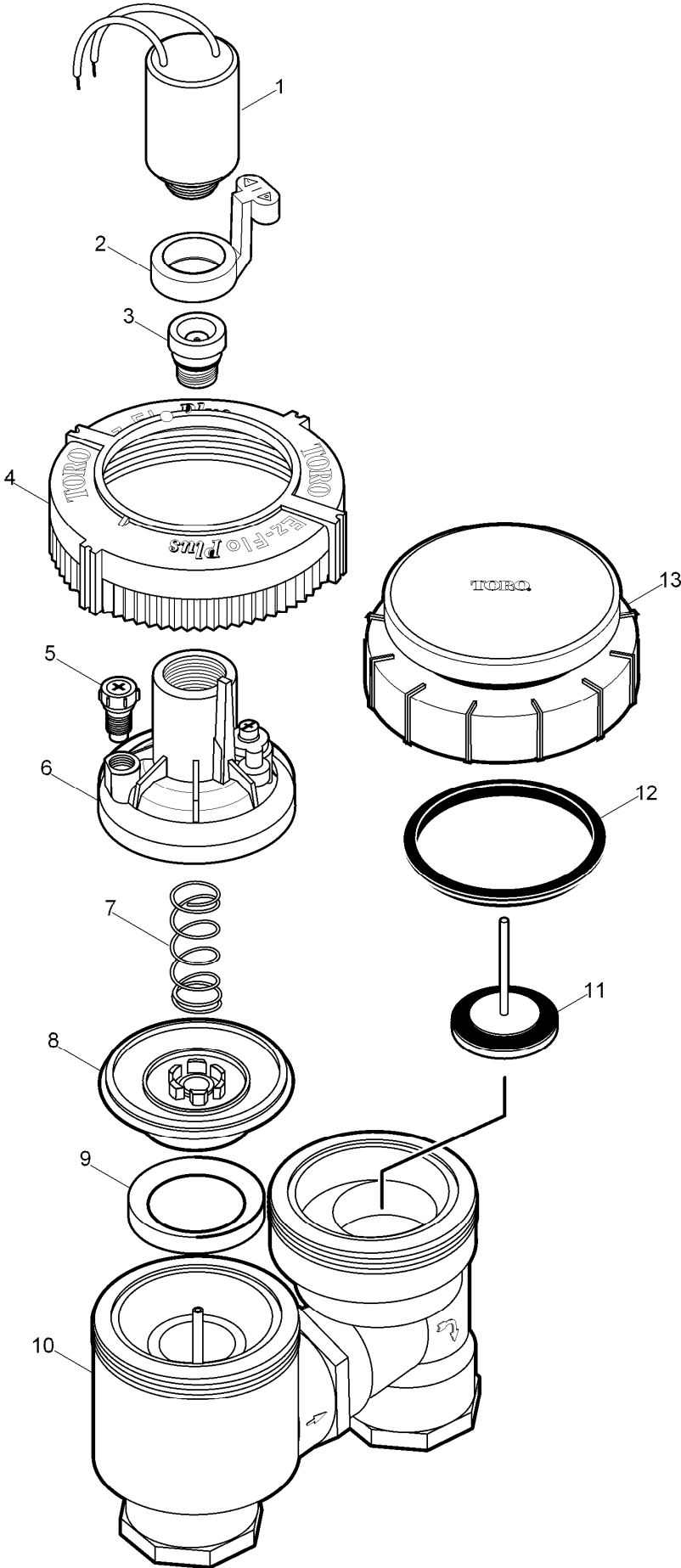


EZ-Flo Plus Series, 1 Inch Angle (continued)

<i>Ref.</i>	<i>Part Number</i>	<i>Qty.</i>	<i>Description</i>	<i>Ref.</i>	<i>Part Number</i>	<i>Qty.</i>	<i>Description</i>
1	118-5982	1	Solenoid Assy. With Plunger, 24 Vac, 60 Hz	6	512203	1	Cover Assy. (W/O Flow Control)
1	102-7054	1	Solenoid Assy. With Plunger, 24 Vac, 50 Hz	7	1115004	1	Cover Assy. (For Flow Control Models)
2	1081501	1	Handle, Bleed Plug	8	204A-37	1	Spring
3	102-5593	1	Bleed Plug Assy.	9	138802	1	Diaphragm Assy.
4	102-1717	1	Cover Nut	10	1116601	1	Divider
5	1081401	1	External Bleed Screw	11		1	Body Assy., 1", F X F, Npt ●

● Not serviced separately

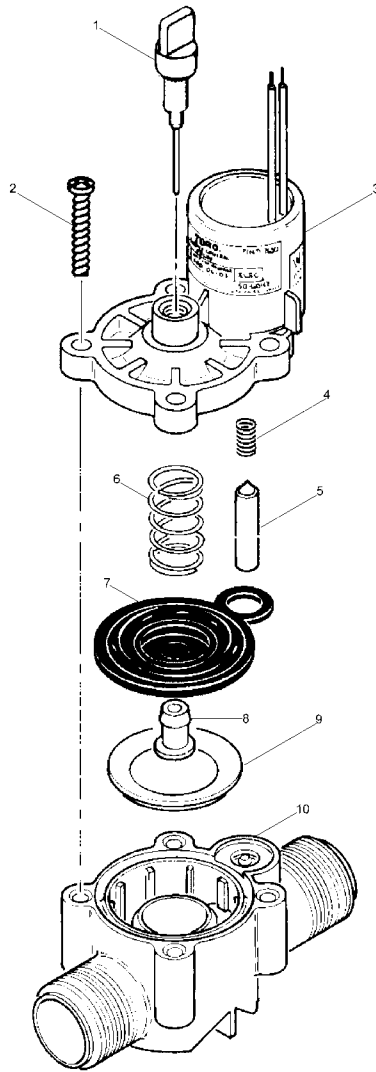
EZ-Flo Plus AVB Series, 3/4 Inch and 1 Inch



EZ-Flo Plus AVB Series, 3/4 Inch and 1 Inch (continued)

<i>Ref.</i>	<i>Part Number</i>	<i>Qty.</i>	<i>Description</i>	<i>Ref.</i>	<i>Part Number</i>	<i>Qty.</i>	<i>Description</i>
1	118-5982	1	Solenoid Assy. With Plunger, 24 Vac, 60 Hz	9	1116602	1	Divider (P/N 1116602 Divider [brown] Will Be Changed To P/N 1116601 [black])
1	102-7054	1	Solenoid Assy. With Plunger, 24 Vac, 50 Hz				
2	1081501	1	Handle, Bleed Plug	10		1	Body Assy, 3/4", Npt ●
3	102-1197	1	Bleed Plug Assy., New	10		1	Body Assy, 1", Npt ●
4	102-1717	1	Cover Nut	11	1088001	1	Stem Assy., 3/4"
5	1081401	1	External Bleed Screw	11	1018601	1	Stem Assy., 1"
6	1115004	1	Cover Assy. (For Flow Control Models)	12	595901	1	Seal, Anti-Siphon Cover, 3/4"
7	204A-37	1	Spring	12	655401	1	Seal, Anti-Siphon Cover, 1"
8	138802	1	Diaphragm Assy.	13	217107-H	1	Shield/Cover Assy., 3/4"
				13	519111	1	Shield/Cover Assy., 1"

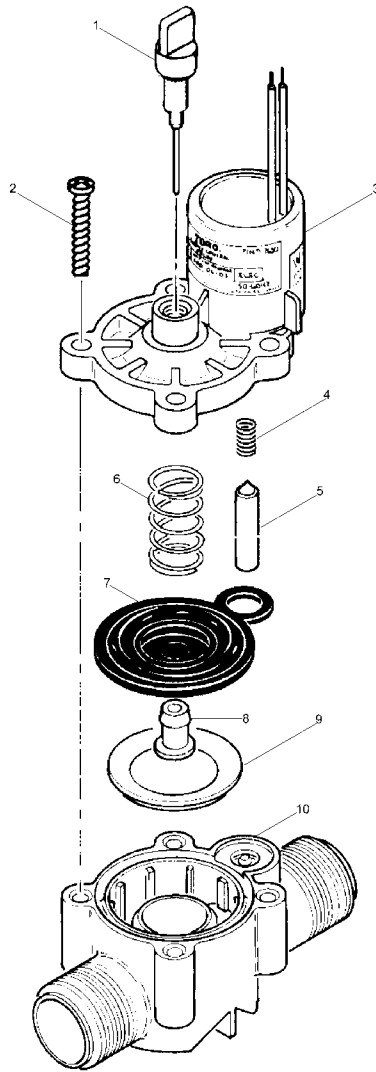
● Not serviced separately



264 Series, 3/4 Inch Valves

Ref.	Part Number	Qty.	Description
1	35-4889	1	Bleed Screw Assy. With Pin
2	363-1493	4	Screw, #10 X 1
3	9-7413	1	Cap Assy.
4	9-6148	1	Spring-Plunger, Solenoid, EI
5	9-6527	1	Plunger Assy., EI
6	9-7619	1	Spring, Diaphragm
7	35-8941	1	Diaphragm Assy. (Includes Item 8)
8		1	Plug, Metering, Diaphragm ●
9	9-7835	1	Support, Diaphragm
10	9-7992	1	Body, Valve

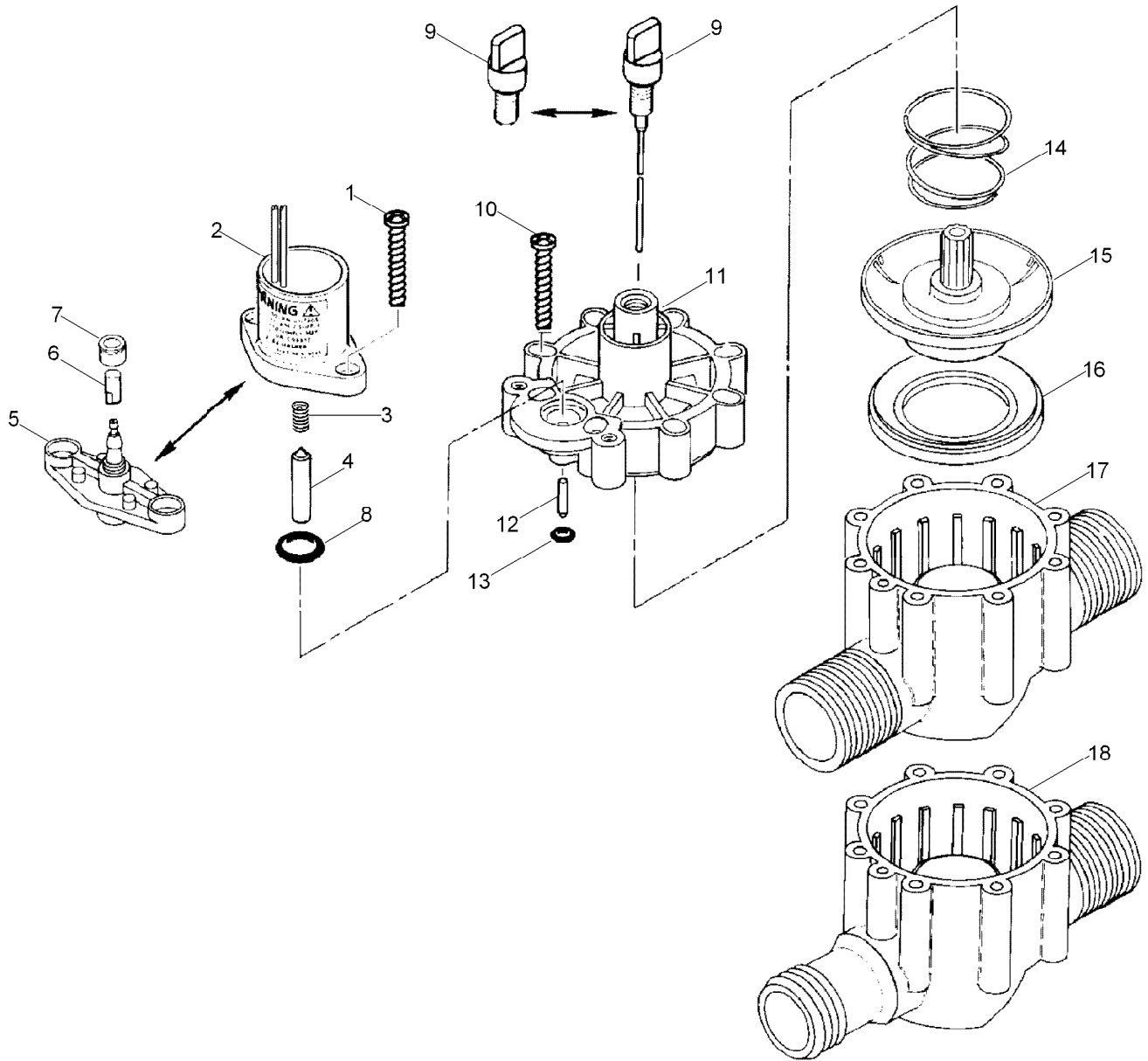
● Not serviced separately



264 Series, 3/4 Inch Valves (continued)

● Not serviced separately

264 Series, 1 Inch Valve



264 Series, 1 Inch Valve (continued)

<i>Ref.</i>	<i>Part Number</i>	<i>Qty.</i>	<i>Description</i>	<i>Ref.</i>	<i>Part Number</i>	<i>Qty.</i>	<i>Description</i>
1	363-1493	2	Screw, #10 X 1	12	3-2016	1	Shaft, Idler, Lower, No And Pt
2		1	Solenoid Assy., EI (See Service Item 89-0878)▲	13	1-2035	1	O-Ring, EI, Pr And Cr (0.070" X 0.114" X 0.254") (As568-006)
3	9-6148	1	Spring-Plunger, Solenoid, EI	14	9-7110	1	Spring, Diaphragm, EI And No
4	9-6527	1	Plunger Assy., EI	15	35-2824	1	Diaphragm ASM, 1", EI
5	35-3776	1	Adapter Assy., No	15	35-2943	1	Diaphragm Assy., 1", No Hyd
6	89-8157	1	Cap, 1/4", Poly, No	16	9-6331	1	Support, Diaphragm
7	900-40	1	Retainer, Tube, Pr And Cr◆	17	9-8311	1	Body, M X M, 1", Npt
8	2-9652	1	O-Ring, 7/16" X 5/8", No (As568-111)	18		1	Body, M X B, 1", Npt▲
9		1	Bleed Screw, No▲		89-0878		Solenoid And Plunger Assy., EI (Includes Items 2-4)●■
9	35-2941	1	Bleed Screw Assy., EI, Fast-Closing		35-9354		Bleed Screw Assy., EI, Slow-Closing●■
10	363-4007	8	Screw, #10 X 1.25"				
11	9-8313	1	Cap, Valve W/O Fc, EI				
11	9-7291	1	Cap, Valve, W/O Fc, No And Pt				

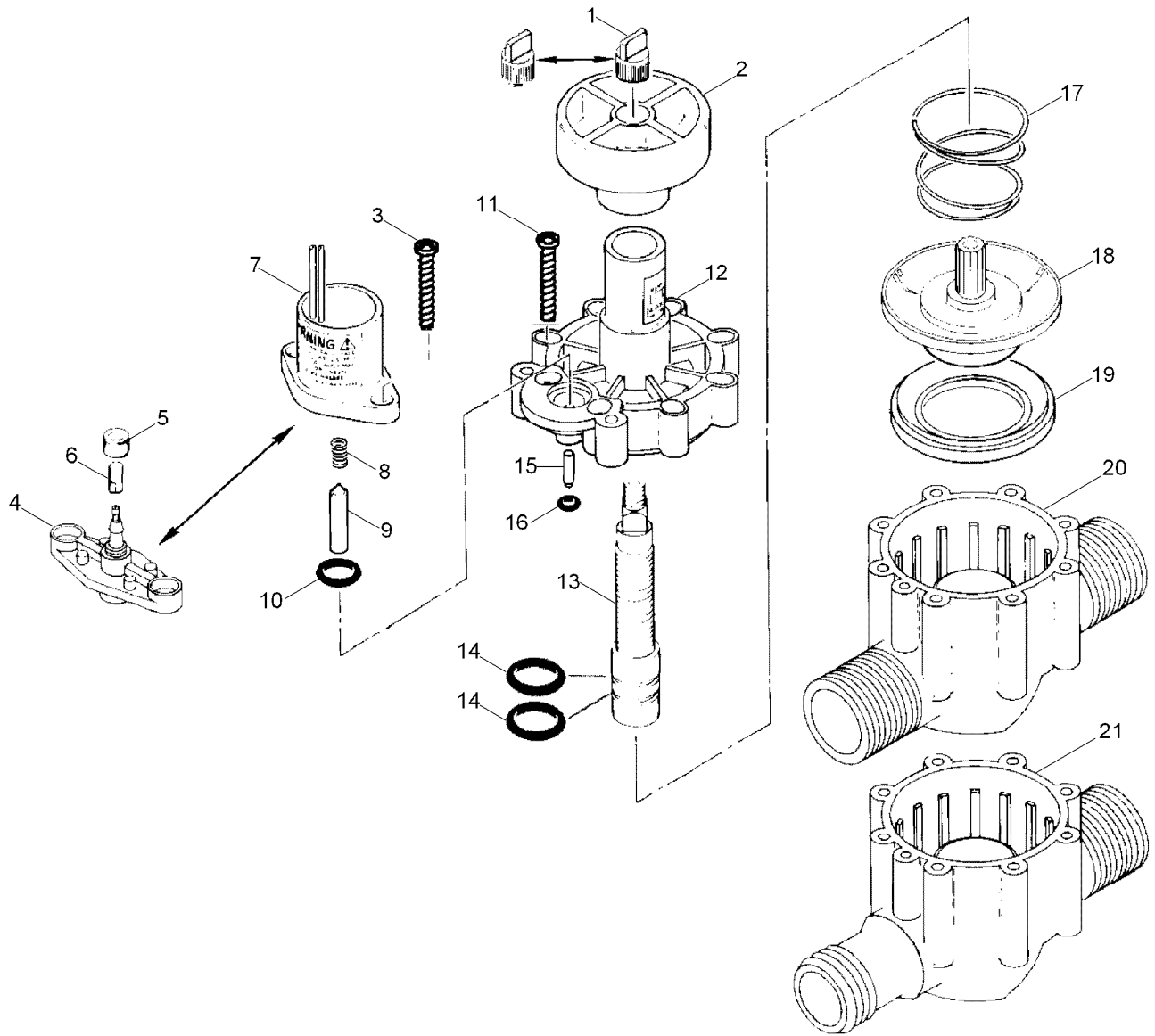
● SERVICE ITEMS

▲ Not serviced separately

◆ Order Through Finished Goods Distribution System - Minneapolis

■ Not illustrated

254 Series, 1 Inch Valves



254 Series, 1 Inch Valves (continued)

<i>Ref.</i>	<i>Part Number</i>	<i>Qty.</i>	<i>Description</i>	<i>Ref.</i>	<i>Part Number</i>	<i>Qty.</i>	<i>Description</i>
1	35-4521	1	Bleed Cap ASM, W/ Pin, El, Fast Closing	15	3-2016	1	Shaft, Idler, Lower, No And Pt
1	35-1748	1	Bleed Cap ASM, W/O Pin, No And Pt	16	1-2035	1	O-Ring, El, Pr And Cr (0.070" X 0.114" X 0.254") (As568-006)
2	35-3777	1	Knob, Handle, Cross	17	9-7110	1	Spring, Diaphragm, El And No
3	363-1493	2	Screw, #10 X 1	18	35-2943	1	Diaphragm Assy., 1", No Hyd
4	35-3776	1	Adapter Assy., No	18	35-2824	1	Diaphragm ASM, 1", El
5	900-40	1	Retainer, Tube, Pr And Cr ♦	19	9-6331	1	Support, Diaphragm
6	89-8157	1	Cap, 1/4", Poly, No	20	9-8311	1	Body, M X M, 1", Npt
7		1	Solenoid Assy., El (See Service Item 89-0878) ▲	21		1	Body Assy., M X B, 1" ▲
8	9-6148	1	Spring-Plunger, Solenoid, El		89-0878		Solenoid And Plunger Assy., El (Include Items 7-9) ●■
9	9-6527	1	Plunger Assy., El		35-0767		Cap Assy., W/Flow Control, No (Includes Items 12-14) ●■
10	2-9652	1	O-Ring, 7/16" X 5/8", No (As568-111)		35-9346		Bleed Cap ASM, W/Pin, Slow-Closing ●■
11	363-4007	8	Screw, #10 X 1.25"		9-8182		Cap, Valve, W/Fc, El (Includes Items 12-14) ●■
12		1	Cap, Valve, W/Fc, El, Fast-Closing ▲				
12		1	Cap Assy. W/Fc, No ▲				
13	35-1983	1	Stem-Flow Control				
14	360-0220	2	O-Ring (0.070 X 0.551 X 0.691) (As568-015)				

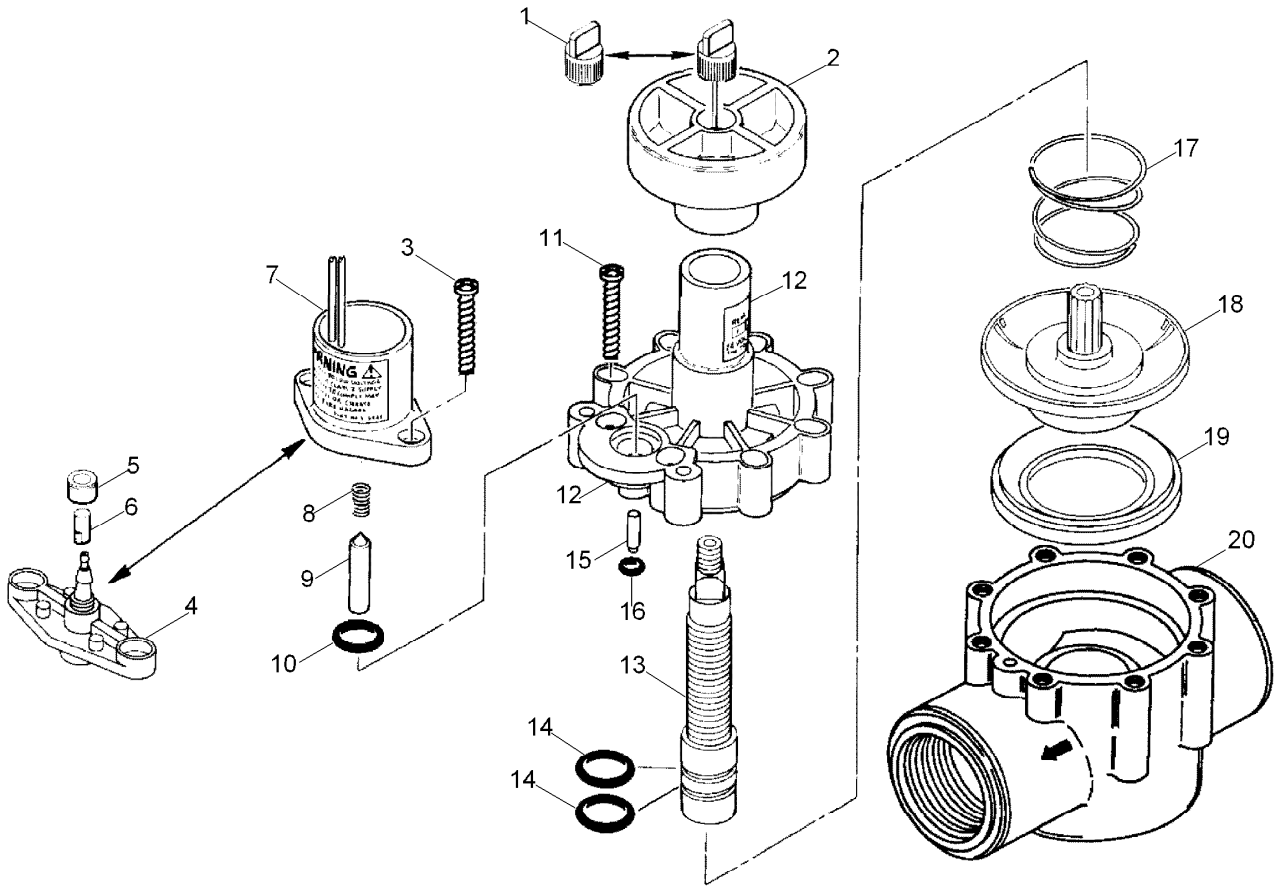
● SERVICE ITEMS

▲ Not serviced separately

♦ Order Through Finished Goods Distribution System - Minneapolis

■ Not illustrated

250 Series, 1 Inch Valve



250 Series, 1 Inch Valve (continued)

<i>Ref.</i>	<i>Part Number</i>	<i>Qty.</i>	<i>Description</i>	<i>Ref.</i>	<i>Part Number</i>	<i>Qty.</i>	<i>Description</i>
1	35-4521	1	Bleed Cap ASM, W/ Pin, El, Fast Closing	17	9-4425	1	Spring, Diaphragm, Pt
1	35-1748	1	Bleed Cap ASM, W/O Pin, No And Pt	17	9-7110	1	Spring, Diaphragm, El And No
1	89-7855	1	Bleed Cap ASM, W/O Pin, No And Pt, Effluent	18	35-2943	1	Diaphragm Assy., 1", No Hyd
2	35-3777	1	Knob, Handle, Cross	18	35-2824	1	Diaphragm ASM, 1", El
3	363-1493	2	Screw, #10 X 1	18	35-3655	1	Diaphragm Assy., 1", Pt
4	35-3776	1	Adapter Assy., No	19	9-6331	1	Support, Diaphragm
5	900-40	1	Retainer, Tube, Pr And Cr □	20		1	Body Assy., In-Line Globe, Npt ▲
6	89-8157	1	Cap, 1/4", Poly, No	20	35-1970	1	Body Assy., In-Line Globe, Bsp
7		1	Solenoid Assy., El (See Service Item 89-0878) ▲		89-0878		Solenoid And Plunger Assy., El (Includes Items 7-9) ●■
8	9-6148	1	Spring-Plunger, Solenoid, El		35-3503		Diaphragm ASM, El, Service Kit ◆■
9	9-6527	1	Plunger Assy., El				Screen, Filter, 3/4" (Use With 35-3503 Diaphragm Assy) ●■▲
10	2-9652	1	O-Ring, 7/16" X 5/8", No (As568-111)		9-6548		Plug, Communication, Diaphragm (Use With 35-3655 Diaphragm Assy., Pt) ●■
11	363-1493	8	Screw, #10 X 1				Cap, Valve, W/Fc, El (Includes Items 12-14) ●■
12		1	Cap Assy., El (See Service Item 9-8182) ▲		35-0767		Cap Assy., No Nd Pt (Includes Items 12-14) ●■
12		1	Cap Assy., No & Pt (See Service Item 35-0767) ▲		35-9346		Bleed Cap ASM, W/Pin, Slow-Closing ●■
13	35-1983	1	Stem-Flow Control				
14	360-0220	2	O-Ring (0.070 X 0.551 X 0.691) (As568-015)				
15	3-2016	1	Shaft, Idler, Lower, No And Pt				
16	1-2035	1	O-Ring, El, Pr And Cr (0.070" X 0.114" X 0.254") (As568-006)				

● SERVICE ITEMS

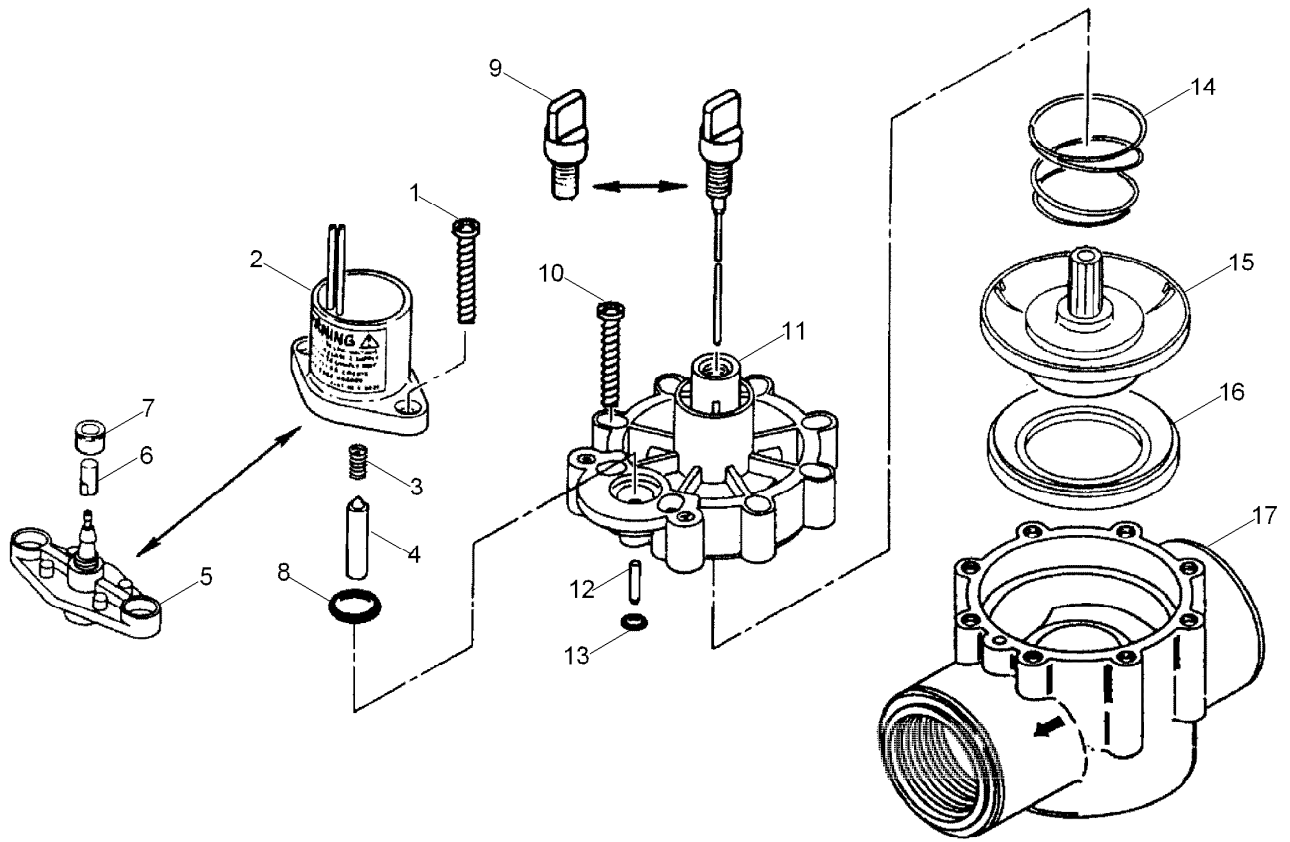
▲ Not serviced separately

□ Order Through Finished Goods Distribution System - Minneapolis

■ Not illustrated

◆ (See Service Items: Nozzle/Stator Assy.)

260 Series, 1 Inch Valve



260 Series, 1 Inch Valve (continued)

<i>Ref.</i>	<i>Part Number</i>	<i>Qty.</i>	<i>Description</i>	<i>Ref.</i>	<i>Part Number</i>	<i>Qty.</i>	<i>Description</i>
1	363-1493	2	Screw, #10 X 1	15	35-2943	1	Diaphragm Assy., 1", No Hyd
2		1	Solenoid Assy. (See Service Item 89-0878) ▲	15	35-2824	1	Diaphragm ASM, 1", EI
3	9-6148	1	Spring-Plunger, Solenoid, EI	15	35-3655	1	Diaphragm Assy., 1", Pt
4	9-6527	1	Plunger Assy., EI	16	9-6331	1	Support, Diaphragm
5	35-3776	1	Adapter Assy., No	17		1	Body Assy., Globe, Npt ▲
6	89-8157	1	Cap, 1/4", Poly, No	17	35-1970	1	Body Assy., In-Line Globe, Bsp
7	900-40	1	Retainer, Tube, Pr And Cr ◆		89-0878		Solenoid And Plunger Assy., EI (Includes Items 2-4) ●■
8	2-9652	1	O-Ring, 7/16" X 5/8", No (As568-111)		35-3503		Diaphragm ASM, EI, Service Kit ●■
9	35-2941	1	Bleed Screw Assy., EI, Fast-Closing				Screen, Filter, 3/4" (Use With 35-3503 Diaphragm Assy) ●■▲
9		1	Bleed Screw, No & Pt ▲		9-6548		Plug, Communication, Diaphragm (Used With 35-3655) ●■
10	363-1493	8	Screw, #10 X 1		35-9354		Bleed Screw Assy., EI, Slow-Closing ●■
11	9-8313	1	Cap, Valve W/O Fc, EI		9-6548		Plug, Communication, Diaphragm (Used With 35-3655) ●■
11	9-7291	1	Cap, Valve, W/O Fc, No And Pt		35-9354		Bleed Screw Assy., EI, Slow-Closing ●■
12	3-2016	1	Shaft, Idler, Lower, No And Pt				
13	1-2035	1	O-Ring, EI, Pr And Cr (0.070" X 0.114" X 0.254") (As568-006)				
14	9-7110	1	Spring, Diaphragm, EI And No				
14	9-4425	1	Spring, Diaphragm, Pt				

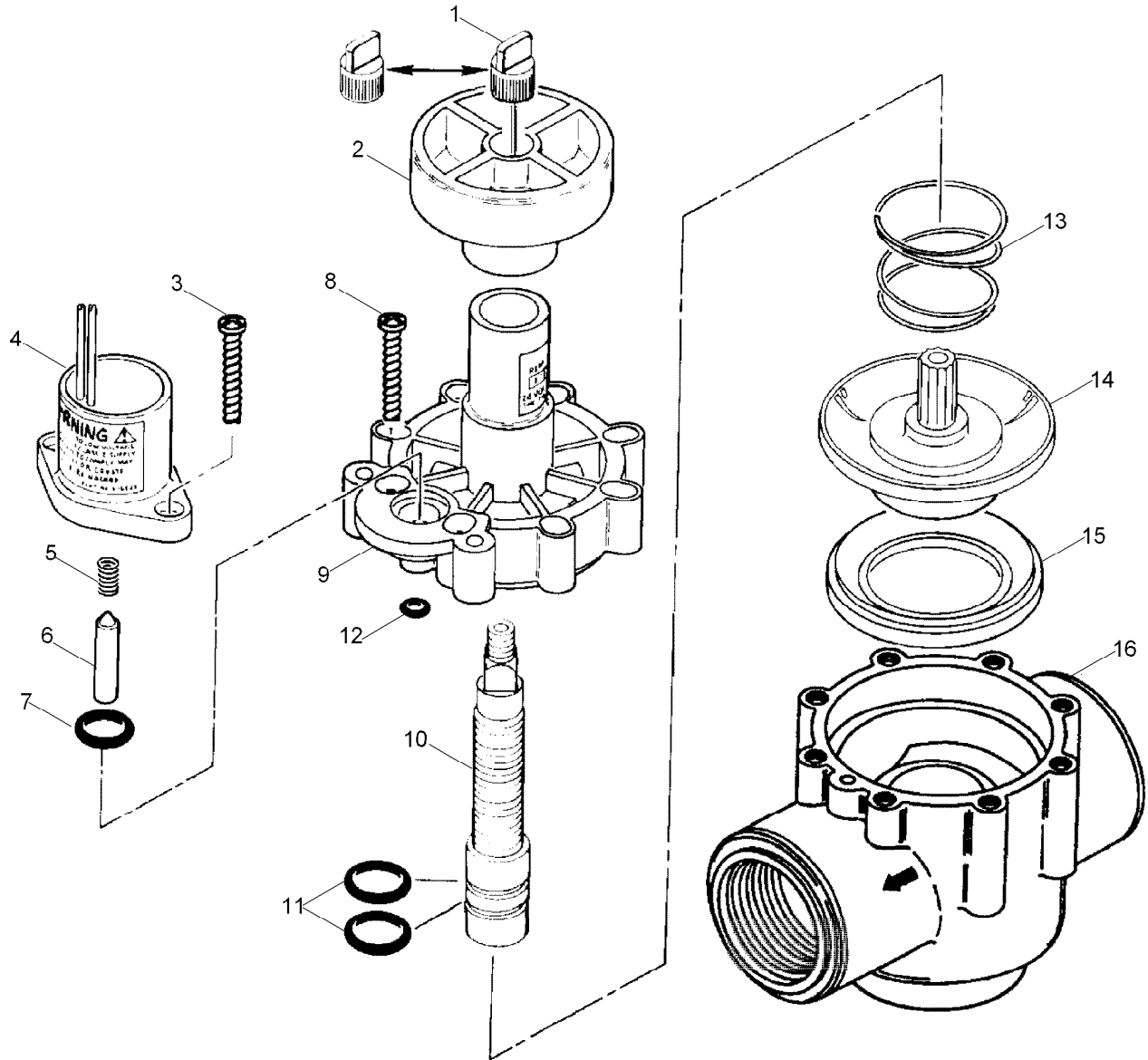
● SERVICE ITEMS

▲ Not serviced separately

◆ Order Through Finished Goods Distribution System - Minneapolis

■ Not illustrated

252 Series, 1 Inch Valves

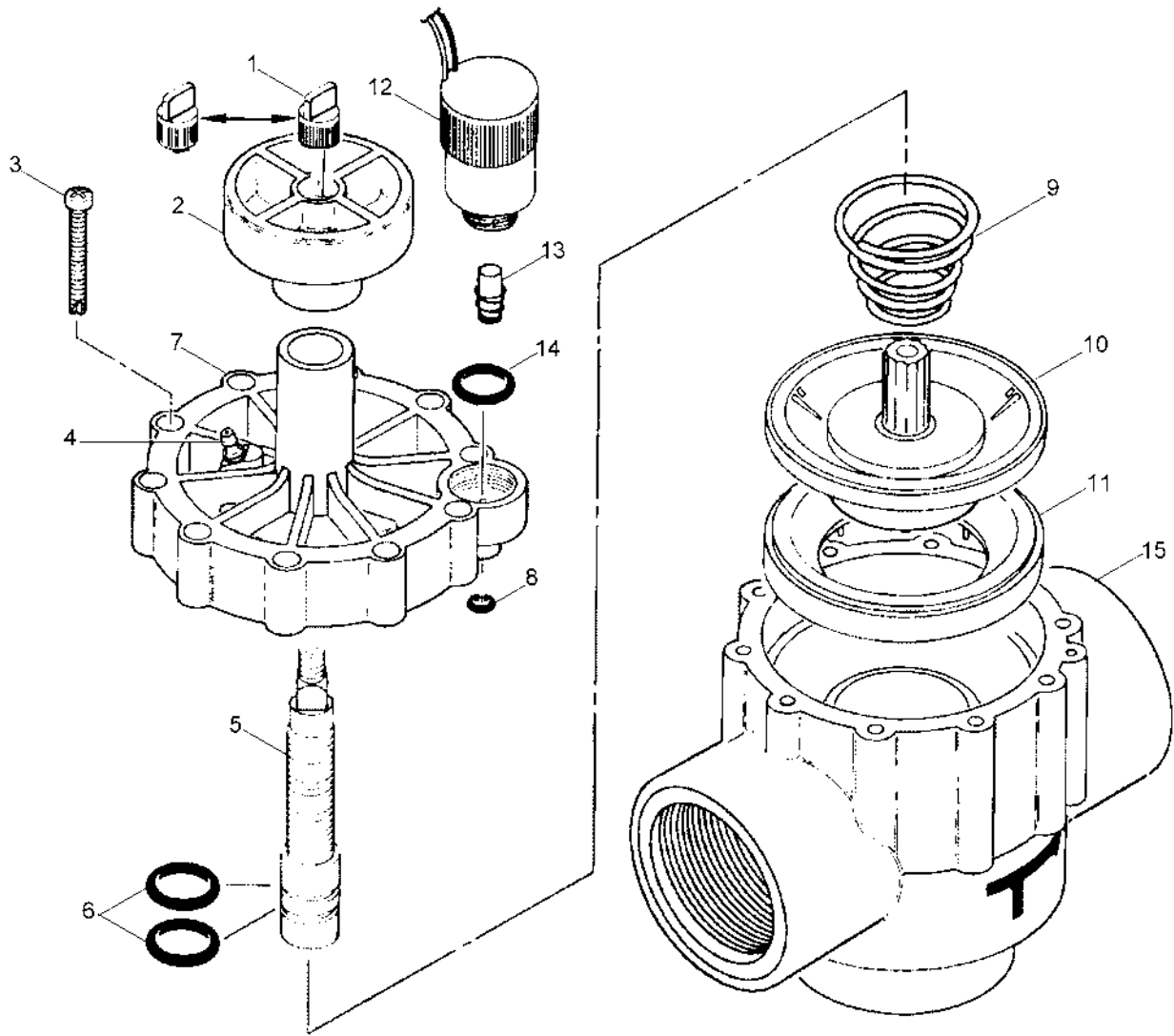


252 Series, 1 Inch Valves (continued)

<i>Ref.</i>	<i>Part Number</i>	<i>Qty.</i>	<i>Description</i>	<i>Ref.</i>	<i>Part Number</i>	<i>Qty.</i>	<i>Description</i>
1	35-4521	1	Bleed Cap ASM, W/ Pin, El, Fast Closing	13	9-7110	1	Spring, Diaphragm, El And No
1	35-1748	1	Bleed Cap ASM, W/O Pin, No And Pt	14	35-2824	1	Diaphragm ASM, 1", El
2	35-3777	1	Knob, Handle, Cross	15	9-6331	1	Support, Diaphragm
3	363-1493	2	Screw, #10 X 1	16		1	Body Assy., 1", Npt ▲
4		1	Solenoid Assy. (See Service Item 89-0878) ▲	16		1	Body Assy., 1", Bsp ▲
5	9-6148	1	Spring-Plunger, Solenoid, El	N/I		1	Plug, Pipe, 1" ▲■
6	9-6527	1	Plunger Assy., El	89-7855			Bleed Cap ASM, W/O Pin, No And Pt, Effluent ●■
7	2-9652	1	O-Ring, 7/16" X 5/8", No (As568-111)	89-0878			Solenoid And Plunger Assy., El (Includes Items 4-6) ●■
8	363-1493	8	Screw, #10 X 1	9-8182			Cap Assy. (Includes Items 9-11) ●■
9		1	Cap Assy., El, W/Fc (See Service Item 35-8182) ▲	35-3503			Diaphragm ASM, El, Service Kit ●■
10	35-1983	1	Stem-Flow Control				Screen, Filter, 3/4" (Use With 35-3503 Diaphragm Assy) ●▲■
11	360-0220	2	O-Ring (0.070 X 0.551 X 0.691) (As568-015)	35-9346			Bleed Cap ASM, W/Pin, Slow-Closing ●■
12	1-2035	1	O-Ring, El, Pr And Cr (0.070" X 0.114" X 0.254") (As568-006)				

● SERVICE ITEMS
▲ Not serviced separately

■ Not illustrated

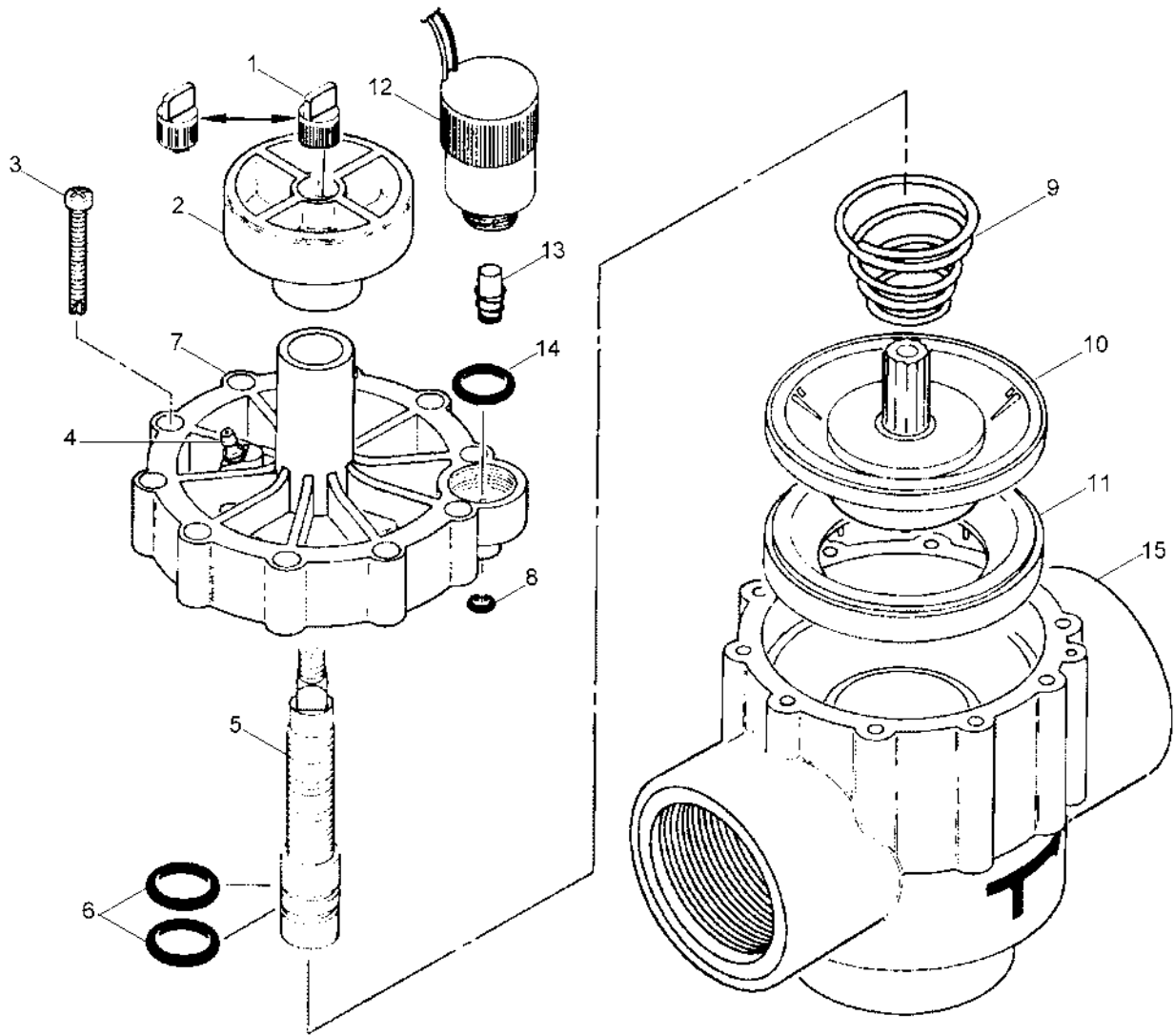


252 Series, 1.5 Inch (Sheet 1 of 2)

Ref.	Part Number	Qty.	Description
1	35-4521	1	Bleed Cap ASM, W/ Pin, EI, Fast Closing
1	35-1748	1	Bleed Cap ASM, W/O Pin, No And Pt
1	89-7855	1	Bleed Cap ASM, W/O Pin, No And Pt, Effluent
2	35-3777	1	Knob, Handle, Cross
3	360-0203	10	Screw, Tap, #10-25 X 1-3/4, Sst
4		1	Cap, Valve, EI ●
4		1	Cap, Valve, No & Pt (See Service Items) ●
4		1	Cap, Valve, Pr (See Service Items) ●
4		1	Cap, Valve, Cr (See Service Items) ●
5	35-1983	1	Stem-Flow Control

Ref.	Part Number	Qty.	Description
6	360-0220	2	O-Ring (0.070 X 0.551 X 0.691) (As568-015)
7	9-6791	1	Connector, Poly, No And Pr
8	1-2035	1	O-Ring, EI, Pr And Cr (0.070" X 0.114" X 0.254") (As568-006)
9	9-4425	1	Spring, Diaphragm, Pt
10	89-0812	1	Diaphragm ASM, EI
10	89-0814	1	Diaphragm ASM, Pt
10	89-0813	1	Diaphragm ASM, No, Pr And Cr
11	89-6110	1	Support-Diaphragm
12	118-0248	1	Solenoid Assy., EI, Pr And Cr
13	35-4609	1	Plunger ASM, EI, Pr And Cr
14	360-0220	1	O-Ring (0.070 X 0.551 X 0.691) (As568-015)
15	9-7100	1	Body ASM, No And Pt, Npt

● Not serviced separately



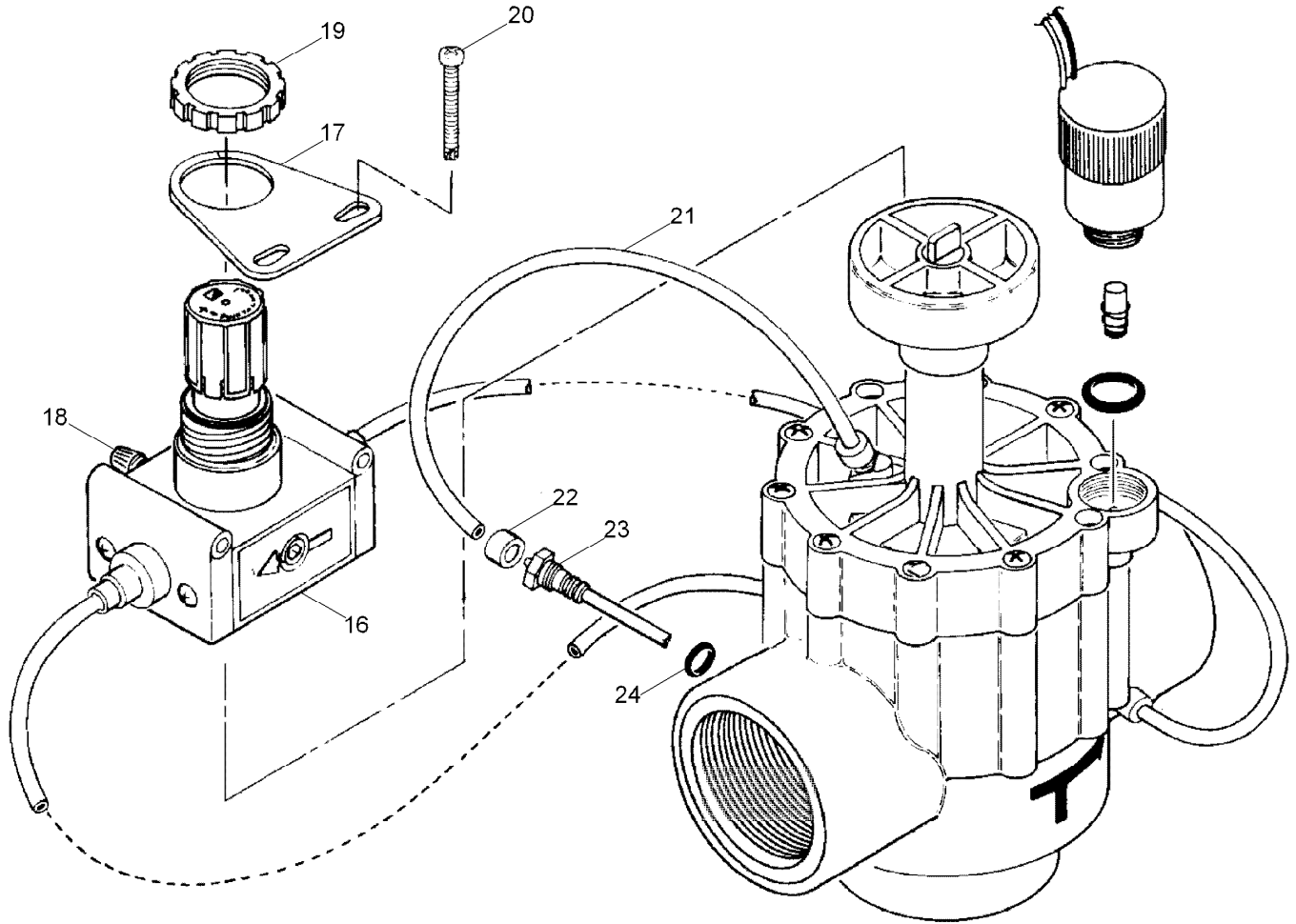
252 Series, 1.5 Inch (Sheet 1 of 2) (continued)

Ref.	Part Number	Qty.	Description
15	9-7238	1	Body ASM, El, Npt
15		1	Body Assy., No & Pt, Bsp ●
15	35-1973	1	Body ASM, El, Bsp
15	35-4937	1	Body ASM, Pr, Npt

Ref.	Part Number	Qty.	Description
15	35-5642	1	Body ASM, Pr, Bsp
15	89-4805	1	Body ASM, Cr, Npt
15	89-6036	1	Body ASM, Cr, Bsp

● Not serviced separately

252 Series, 1.5 Inch Valve (Sheet 2 of 2)



252 Series, 1.5 Inch Valve (Sheet 2 of 2) (continued)

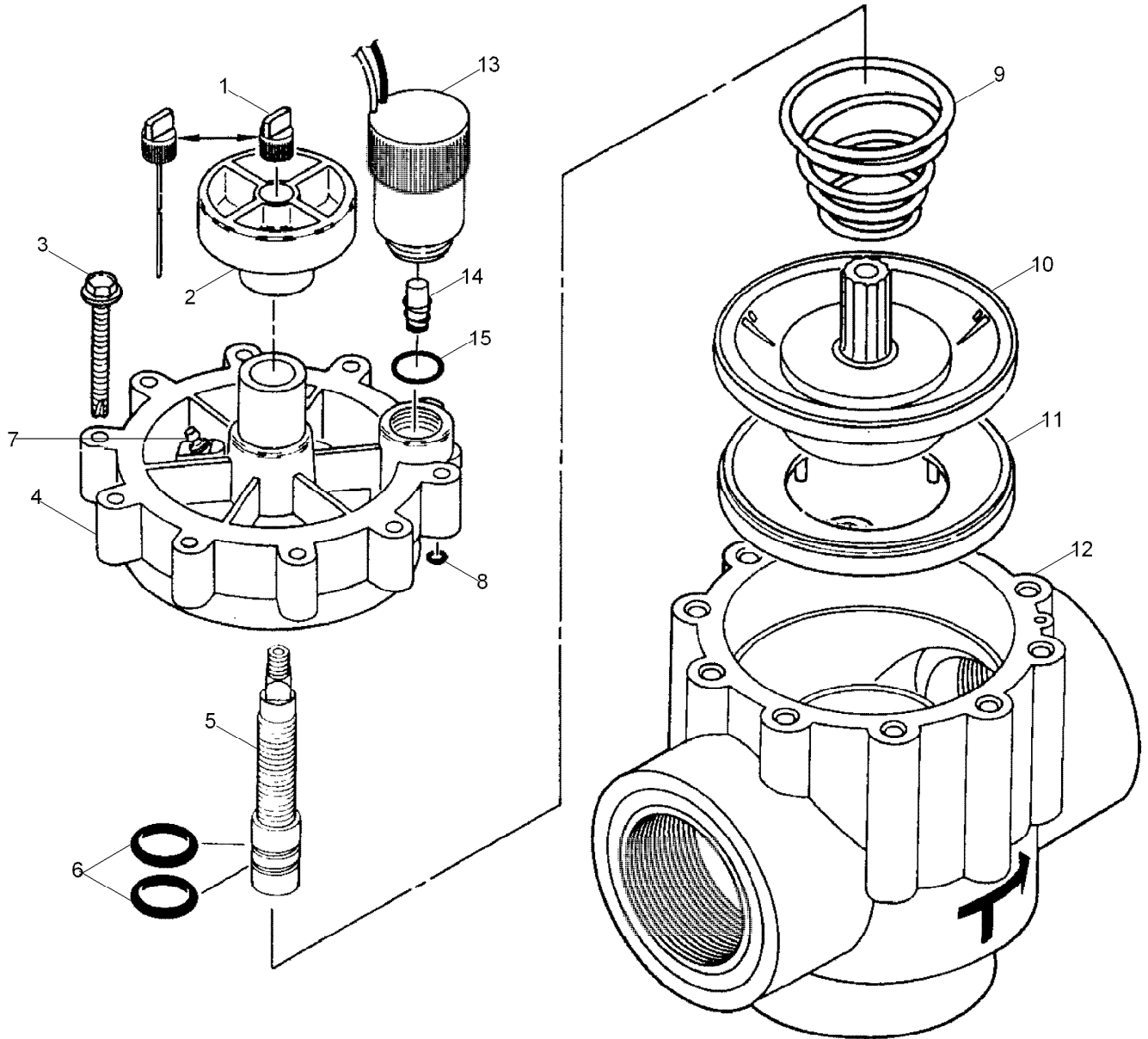
<i>Ref.</i>	<i>Part Number</i>	<i>Qty.</i>	<i>Description</i>	<i>Ref.</i>	<i>Part Number</i>	<i>Qty.</i>	<i>Description</i>
16	363-3141	1	Regulator-Water Pressure, Plastic Valve, Pr	89-8157			Cap, 1/4", Poly, No ●■
17	35-3444	1	Bracket, Regulator, Pr	35-9346			Bleed Cap ASM, W/Pin, Slow-Closing ●■
18	363-1762	1	Valve, Schrader, 1/8", Pr, Npt	35-0595			Cap ASM, Valve, El ●■
19	363-1894	1	Nut-Regulator, Pr	35-0769			Cap ASM, Valve, No And Pt ●■
20	360-0203	2	Screw, Tap, #10-25 X 1-3/4, Sst	35-4935			Cap ASM, Valve, Pr And Cr ●■
21	9-2623	3	Tube, 1/4" X 8", El	35-4926			Regulator ASM, Plastic Valve, Pr ●■
21	9-2624	1	Tubing, Poly, 1/4" X 11.5", Cr	89-0817			Diaphragm Kit, 1.5, El ●■
22	900-40	6	Retainer, Tube, Pr And Cr ▲	89-0818			Diaphragm Kit, 1.5, No ●■
23	35-4619	1	Filter Assy., 1/4", Regulator, Pr And Cr	89-0814			Diaphragm ASM, Pt ●■
24	360-0494	1	O-Ring (0.070" X 0.426" X 0.566") Pr And Cr (As568-013)	89-9453			Service Kit, Valve, 1.5, No ●■
	35-3099		Solenoid ASM, El And Pr And Cr ●■	89-3853			Service Kit, Valve, 1.5, El ●■
				89-3892			Service Kit, Valve, 1.5, Pt ●■

● SERVICE ITEMS

▲ Order Through Finished Goods Distribution System - Minneapolis

■ Not illustrated

252 Series, 2 Inch Valve (Sheet 1 of 2)

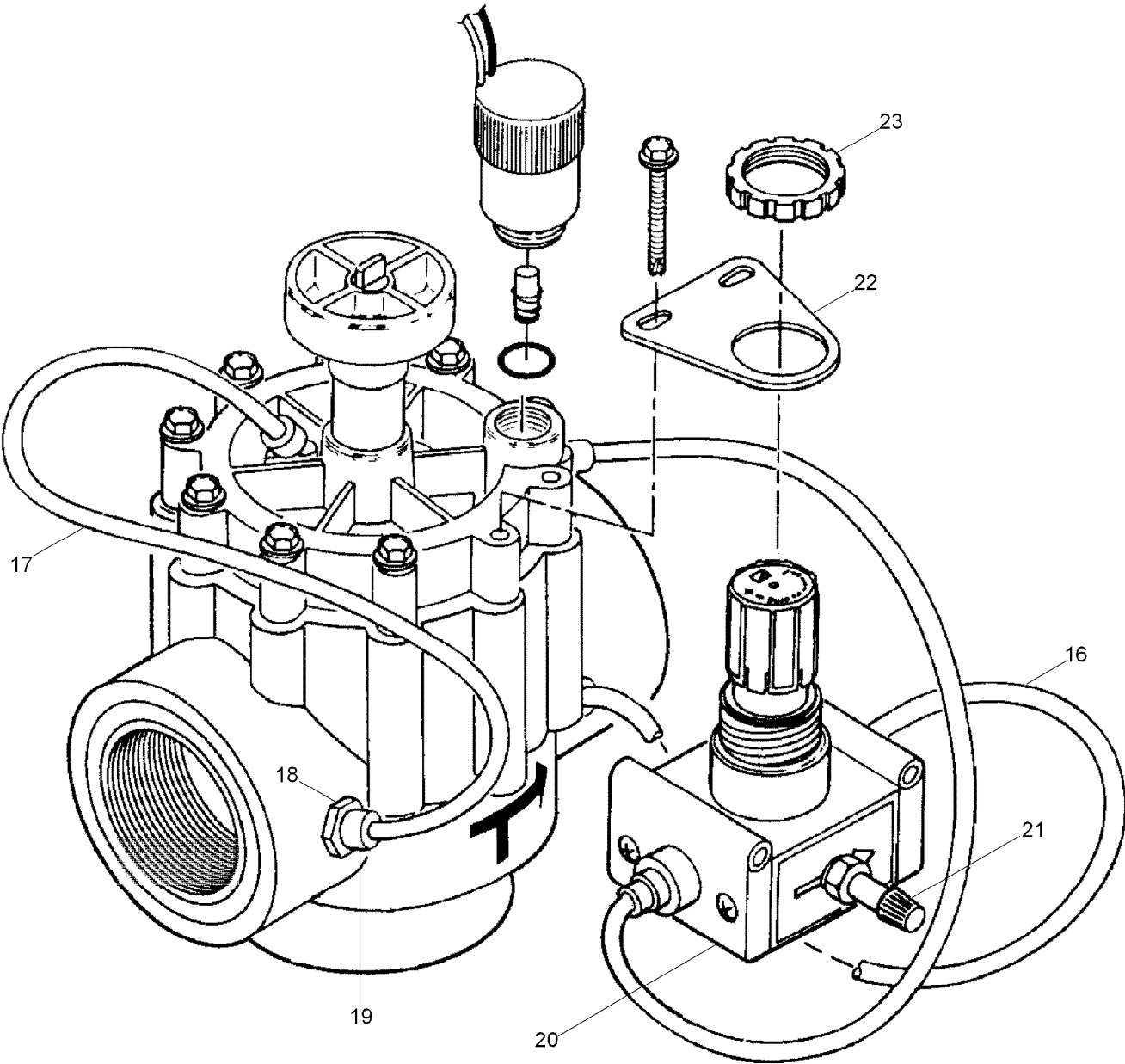


252 Series, 2 Inch Valve (Sheet 1 of 2) (continued)

<i>Ref.</i>	<i>Part Number</i>	<i>Qty.</i>	<i>Description</i>	<i>Ref.</i>	<i>Part Number</i>	<i>Qty.</i>	<i>Description</i>
1	35-3892	1	Bleed Cap Assy. With Pin, El	9	9-4425	1	Spring, Diaphragm, No
1	35-1748	1	Bleed Cap Assy., No, Pr And Cr	10	89-0815	1	Diaphragm ASM, El
2	35-3777	1	Knob, Handle, Cross	10	89-0816	1	Diaphragm ASM, No, Pr And Cr
3	363-1399	10	Screw-Hex, Washer, 1/4-14 X 2	11	9-6504	1	Support-Diaphragm
4		1	Cap, Valve (See Service Items) ●	12	9-7258	1	Body ASM, El And No, Npt
5	35-1983	1	Stem-Flow Control	12	35-1974	1	Body ASM, El And No, Bsp
6	360-0220	2	O-Ring (0.070 X 0.551 X 0.691) (As568-015)	12	35-4943	1	Body ASM, Pr, Npt
7	9-6791	1	Connector, Poly, No And Pr	12	35-5645	1	Body ASM, Pr, Bsp
8	1-2035	1	O-Ring, El, Pr And Cr (0.070" X 0.114" X 0.254") (As568-006)	12	89-4807	1	Body ASM, Cr, Npt
9	9-6940	1	Spring, Diaphragm, El, Pr And Cr	12		1	Body Assy., Cr, Bsp ●
				13	118-0248	1	Solenoid (Red & Black Wires)
				14	35-4609	1	Plunger ASM, El, Pr And Cr
				15	360-0220	1	O-Ring (0.070 X 0.551 X 0.691) (As568-015)

● Not serviced separately

252 Series, 2 Inch Valve (Sheet 2 of 2)



252 Series, 2 Inch Valve (Sheet 2 of 2) (continued)

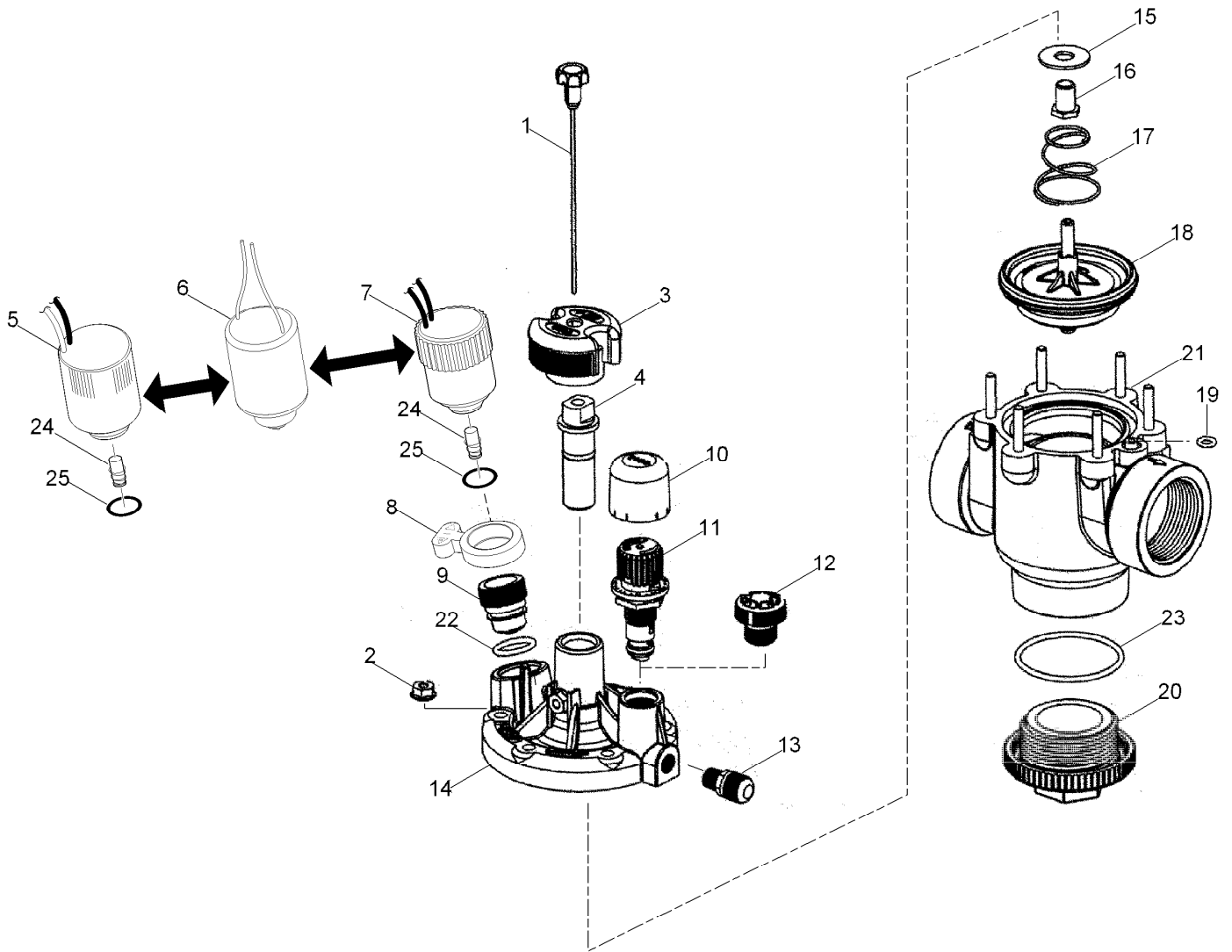
<i>Ref.</i>	<i>Part Number</i>	<i>Qty.</i>	<i>Description</i>	<i>Ref.</i>	<i>Part Number</i>	<i>Qty.</i>	<i>Description</i>
16	9-2623		Tube, 1/4" X 8", El		89-3855		Diaphragm Kit, El 232/252
17	9-1876		Tube, 1/4" X 12", Pr And Cr				Valves (Includes Items 10
18	35-4931		Filter ASM, Regulator, .034,				And 11) ●■
			Pr And Cr (Includes O-Ring)	35-0596			Cap Assy., Valve, El
19	900-40		Retainer, Tube, Pr And Cr ▲				(Includes Items 4-6) ●■
20	363-3141		Regulator-Water Pressure,	35-0768			Cap Assy., Valve, No
			Plastic Valve, Pr				(Includes Items 4-7) ●■
21	363-1762		Valve, Schrader, 1/8", Pr,	35-4940			Cap Assy., Valve, Pr
			Npt				(Includes Items 4-7) ●■
22	35-3444		Bracket, Regulator, Pr	35-4926			Regulator Assy., Valve,
23	363-1894		Nut-Regulator, Pr				Plastic, Pr (Includes Items
	35-3099		Solenoid Assy., El And Pr				20-23) ●■
			(Includes Items 13 And 14)	89-0806			Bleed Screw, Fast, 2 Inch ●
			●■				■
	102-1214		Plug, Pipe, 2", Bsp ●■	360-0494			O-Ring (0.070" X 0.426"
	89-3854		Diaphragm Kit, El, 232 Valve				X 0 .566") Pr And Cr
			(Includes Items 10 And 11)				(As568-013) ●■
			●■				

● SERVICE ITEMS

▲ Order Through Finished Goods Distribution System - Minneapolis

■ Not illustrated

P-220 and P-220G Series, 1 Inch Valve



P-220 and P-220G Series, 1 Inch Valve (continued)

<i>Ref.</i>	<i>Part Number</i>	<i>Qty.</i>	<i>Description</i>	<i>Ref.</i>	<i>Part Number</i>	<i>Qty.</i>	<i>Description</i>
1	102-3756	1	Metering Rod Assy., P-220	12	89-9521	1	Blanking Plug Assy. (Non-Pressure Regulating Models Only)
2	118-1721	7	Hex Nut, Flanged	13	834101	1	Valve Assy., Schrader
3	89-9780	1	Handle, Flow Control	14	102-0366	1	Bonnet Assy.
4	102-0966	1	Stem Assy., Flow Control	15	856202	1	Stem Washer
5	102-2709	1	Solenoid Assy., 24Vdc, Latching	16	1033-H	1	Bushing
6	118-5982	1	Solenoid Assy. With Plunger, 24 Vac, 60 Hz	17	H1040	1	Spring
6	102-7054	1	Solenoid Assy. With Plunger, 24 Vac, 50 Hz	18	102-0368	1	Diaphragm Assy.
7	102-3443	1	Solenoid-Low Wattage, W/Surge Protection (Black Wires)	19	1054-H	1	O-Ring, Body
8	606902	1	Handle, Bleed Plug	20	536203	1	Plug, Body, Npt & Bsp
9	102-4787	1	Bleed Plug	21		1	Valve Body Assy. ▲
10	835203	1	Cap, Vandal Resistant (Pressure Regulating Models Only)	22	1009701	1	O-Ring, Bleed Plug
11	EZR-30	1	Regulator Module, 30 Psi (Includes Item 10) ◆	23	2413	1	O-Ring, Body Plug
11	EZR-100	1	Regulator Module, 100 Psi (Includes Item 10) ◆	24	89-9562	1	Plunger Assy. (Used With Items 5 And 7)
				25	360-0220	1	O-Ring (0.070 X 0.551 X 0.691) (Used With Items 5 And 7)
					102-0847		Assy., Kit, Service, 1" & 1.5", P-220 (Includes Items 2-4, 12-14 And 17) ● ■

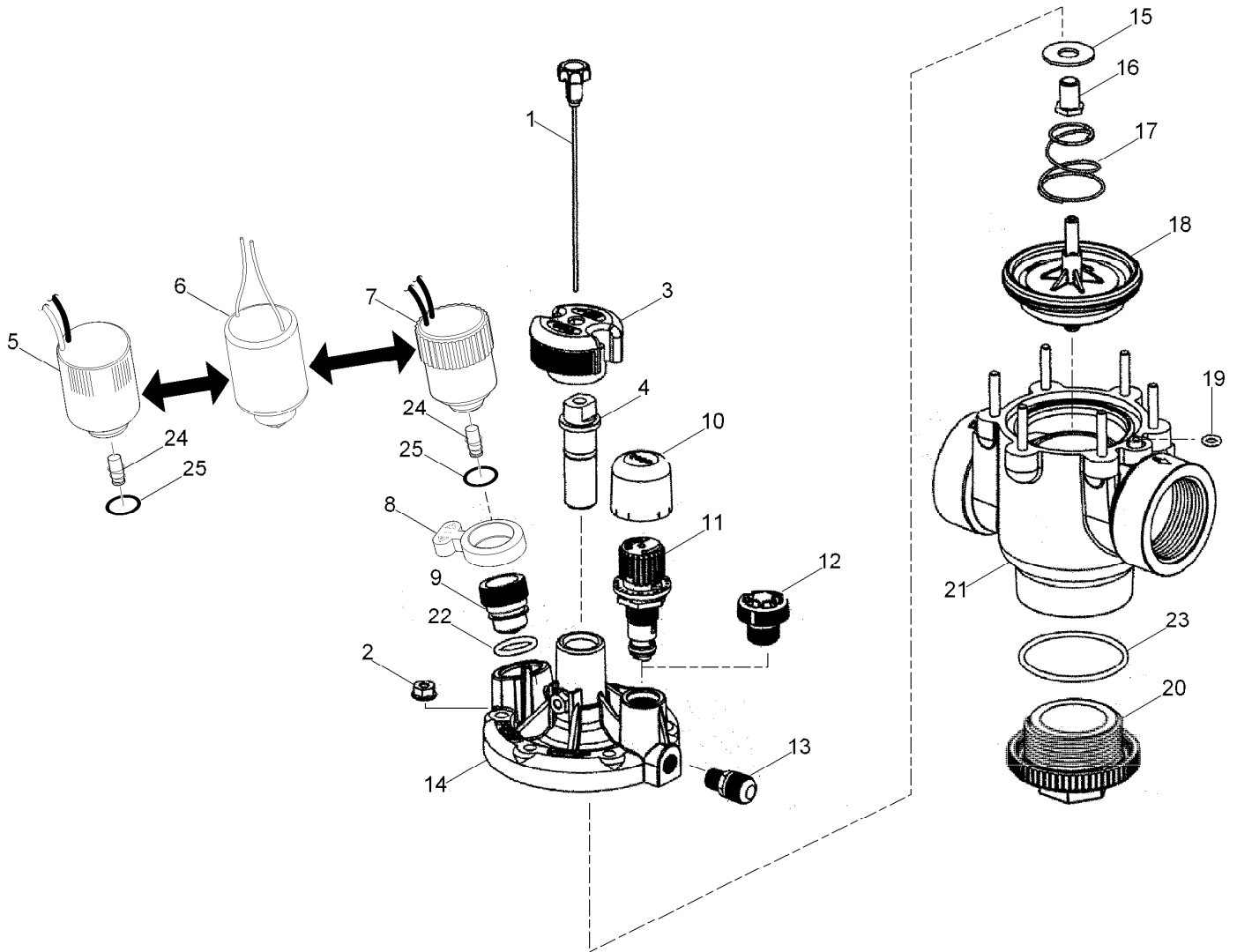
● SERVICE ITEMS

▲ Not serviced separately

◆ Order Through Finished Goods Distribution System - Minneapolis

■ Not illustrated

P-220 and P-220G Series, 1.5 Inch Valve



P-220 and P-220G Series, 1.5 Inch Valve (continued)

<i>Ref.</i>	<i>Part Number</i>	<i>Qty.</i>	<i>Description</i>	<i>Ref.</i>	<i>Part Number</i>	<i>Qty.</i>	<i>Description</i>
1	102-3756	1	Metering Rod Assy., P-220	12	89-9521	1	Blanking Plug Assy. (Non-Pressure Regulating Models Only)
2	118-1721	7	Hex Nut, Flanged	13	834101	1	Valve Assy., Schrader
3	89-9780	1	Handle, Flow Control	14	102-0366	1	Bonnet Assy.
4	102-0966	1	Stem Assy., Flow Control	15	856202	1	Stem Washer
5	102-2709	1	Solenoid Assy., 24Vdc, Latching	16	1033-H	1	Bushing
6	118-5982	4	Solenoid Assy. With Plunger, 24 Vac, 60 Hz	17	H1040	1	Spring
6	102-7054	1	Solenoid Assy. With Plunger, 24 Vac, 50 Hz	18	102-0770	1	Diaphragm Assy.
7	102-3443	1	Solenoid-Low Wattage, W/Surge Protection (Black Wires)	19	1054-H	1	O-Ring, Body
8	606902	1	Handle, Bleed Plug	20	209406	1	Plug, Body, Npt & Bsp
9	102-4787	1	Bleed Plug	21		1	Valve Body Assy. ▲
10	835203	1	Cap, Vandal Resistant (Pressure Regulating Models Only)	22	1009701	1	O-Ring, Bleed Plug
11	EZR-30	1	Regulator Module, 30 Psi (Includes Item 10) (Pressure Regulating Models Only) ♦	23	363-4764	1	O-Ring, Body Plug
11	EZR-100	1	Regulator Module, 100 Psi (Includes Item 10) (Pressure Regulating Models Only) ♦	24	89-9562	1	Plunger Assy. (Used With Items 5 And 7)
				25	360-0220	1	O-Ring, 0.070" X 0.551" X 0.691", EI And Pr (Used With Items 5 And 7)
					102-0847		Assy., Kit, Service, 1" & 1.5", P-220 (Includes Items 2-4, 12-14 And 17) ●■

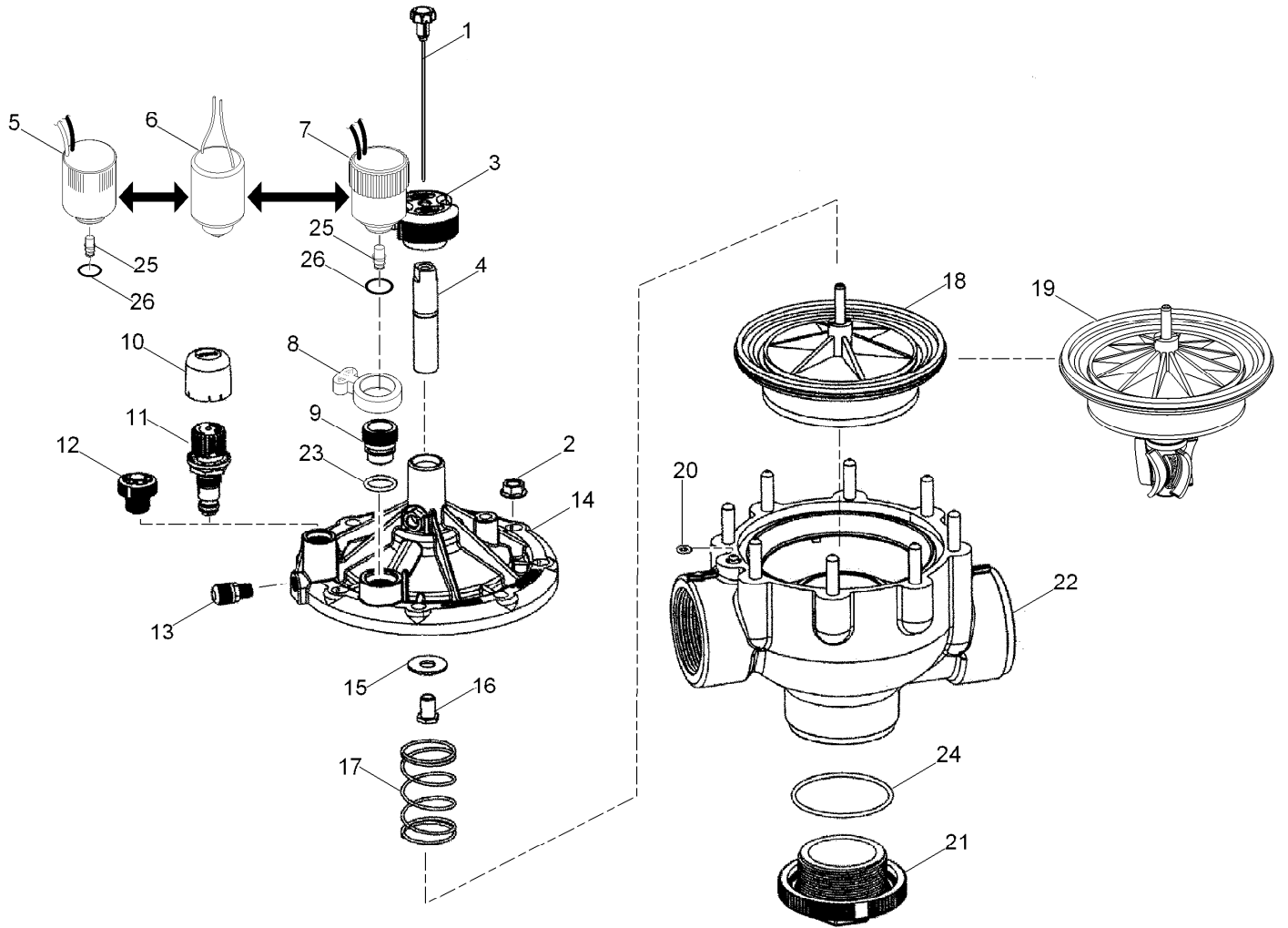
● SERVICE ITEMS

▲ Not serviced separately

♦ Order Through Finished Goods Distribution System - Minneapolis

■ Not illustrated

P-220, P-220G and Scrubber Series - 2 Inch Valve



P-220, P-220G and Scrubber Series - 2 Inch Valve (continued)

<i>Ref.</i>	<i>Part Number</i>	<i>Qty.</i>	<i>Description</i>	<i>Ref.</i>	<i>Part Number</i>	<i>Qty.</i>	<i>Description</i>
1	102-0943	1	Metering Rod Assy., P-220	13	834101	1	Valve Assy., Schrader
2	118-1722	9	Hex Nut, Flanged	14	102-0367	1	Bonnet Assy.
3	89-9780	1	Handle, Flow Control	15	1126	1	Washer-Flat
4	102-0967	1	Stem Assy., Flow Control	16	1033-H	1	Bushing
5	102-2709	1	Solenoid Assy., 24Vdc, Latching	17	1041	1	Spring, 2X3 Ss
6	118-5982	1	Solenoid Assy. With Plunger, 24 Vac, 60 Hz	18	934501	1	Diaphragm Assy.
6	102-7054	1	Solenoid Assy. With Plunger, 24 Vac, 50 Hz	19	102-7879	1	Diaphragm Assy., Scrubber, 2"
7	102-3443	1	Solenoid-Low Wattage, W/Surge Protection (Black Wires)	20	1054-H	1	O-Ring, Body
8	606902	1	Handle, Bleed Plug	21	209506-H	1	Plug, Body, Npt
9	102-4787	1	Bleed Plug	21	209507	1	Plug, Body, Bsp
10	835203	1	Cap, Vandal Resistant (Pressure Regulating Models Only)	22		1	Valve Body Assy. ▲
11	EZR-30	1	Regulator Module, 30 Psi (Includes Item 10) (Pressure Regulating Models Only) ◆	23	1009701	1	O-Ring, Bleed Plug
11	EZR-100	1	Regulator Module, 100 Psi (Includes Item 10) (Pressure Regulating Models Only) ◆	24	RS100-238-70N	1	O-Ring, Body Plug
12	89-9521	1	Blanking Plug Assy. (Non-Pressure Regulating Models Only)	25	89-9562	1	Plunger Assy. (Used In Items 5 And 7)
				26	360-0220	1	O-Ring, 0.070" X 0.551" X 0.691", EI And Pr (Used In Items 5 And 7)
					102-0848		Assy., Kit, Service, 2" & 3" P-220 (Includes Items 1-3, 12-14 And 17)-●■
					P220S-KIT-08		Assy., Kit, Service, 2" & 3" P-220 (Includes Items 19 And 20)●■◆

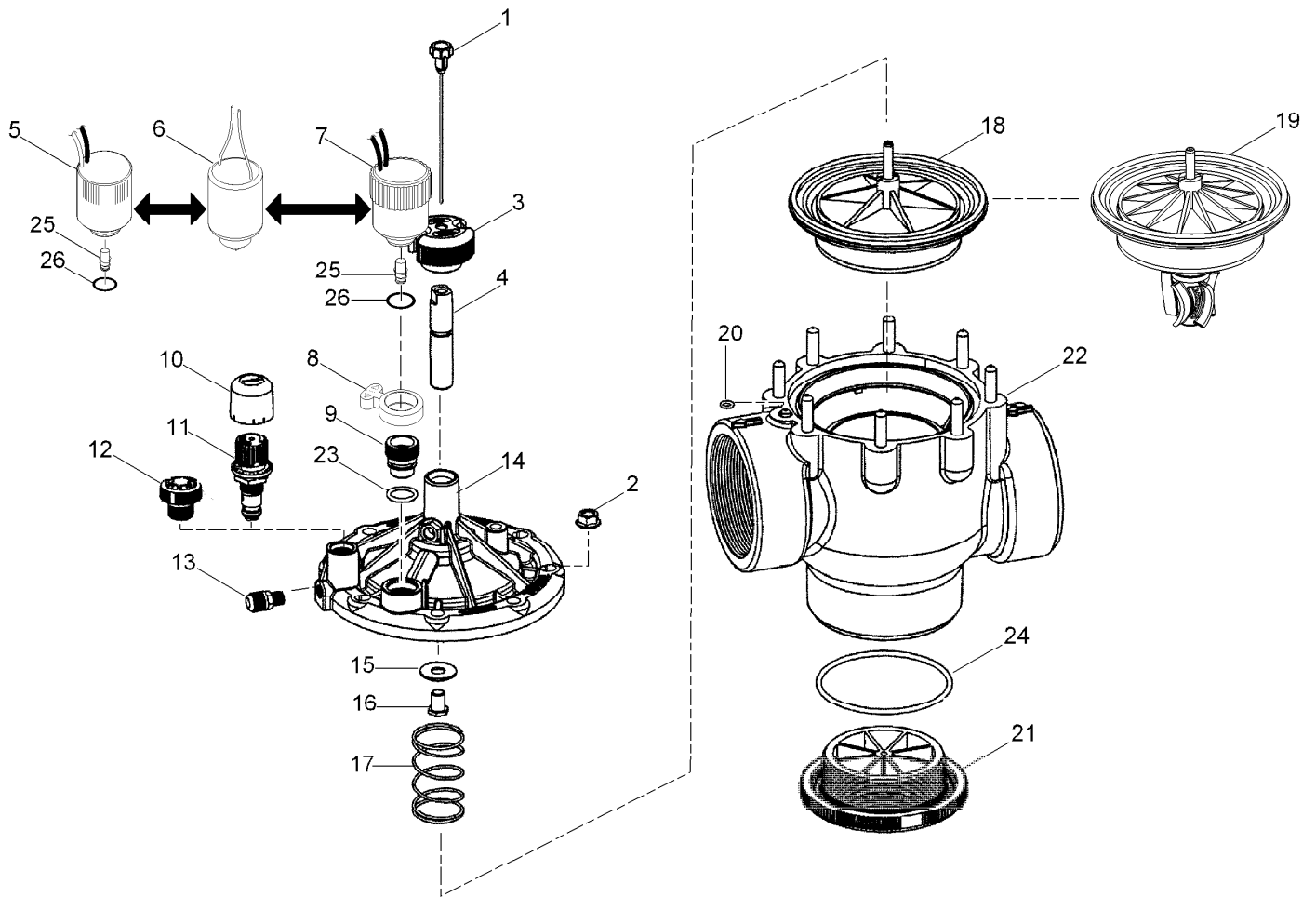
● SERVICE ITEMS

▲ Not serviced separately

◆ Order Through Finished Goods Distribution System - Minneapolis

■ Not illustrated

P-220, P-220G and Scrubber Series - 3 Inch



P-220, P-220G and Scrubber Series - 3 Inch (continued)

<i>Ref.</i>	<i>Part Number</i>	<i>Qty.</i>	<i>Description</i>	<i>Ref.</i>	<i>Part Number</i>	<i>Qty.</i>	<i>Description</i>
1	102-0943	1	Metering Rod Assy., P-220	13	834101	1	Valve Assy., Schrader
2	118-1722	9	Hex Nut, Flanged	14	102-0367	1	Bonnet Assy.
3	89-9780	1	Handle, Flow Control	15	1126	1	Washer-Flat
4	102-0967	1	Stem Assy., Flow Control	16	1033-H	1	Bushing
5	102-2709	1	Solenoid Assy., 24Vdc, Latching (2-Wire Decoder)	17	1041	1	Spring, 2X3 Ss
6	118-5982	1	Solenoid Assy. With Plunger, 24 Vac, 60 Hz	18	935001	1	Diaphragm Assy.
6	102-7054	1	Solenoid Assy. With Plunger, 24 Vac, 50 Hz	19	102-7880	1	Diaphragm Assy., Scrubber, 3"
7	102-3443	1	Solenoid-Low Wattage, W/Surge Protection (Black Wires)	20	1054-H	1	O-Ring, Body
8	606902	1	Handle, Bleed Plug	21	209605-H	1	Plug, Body, Npt
9	102-4787	1	Bleed Plug	21	209606-H	1	Plug, Body, Bsp
10	835203	1	Cap, Vandal Resistant (Pressure Regulating Models Only)	22		1	Valve Body Assy. ▲
11	EZR-30	1	Regulator Module, 30 Psi (Includes Item 10) (Pressure Regulating Models Only) ◆	23	1009701	1	O-Ring, Bleed Plug
11	EZR-100	1	Regulator Module, 100 Psi (Includes Item 10) (Pressure Regulating Models Only) ◆	24	RS100-238-70N	1	O-Ring, Body Plug
12	89-9521	1	Blanking Plug Assy. (Non-Pressure Regulating Models Only)	25	89-9562	1	Plunger Assy., 24Vdc (Used With Items 5 And 7)
				26	360-0220	1	O-Ring (0.070 X 0.551 X 0.691) (As568-015) (Used With Items 5 And 7)
					102-0848		Assy., Kit, Service, 2" & 3" P-220 (Includes Items 1-3, 12-14 And 17)) ● ■
					P220S-KIT-00		Diaphragm Kit, Scrubber, 3" ● ■ ◆

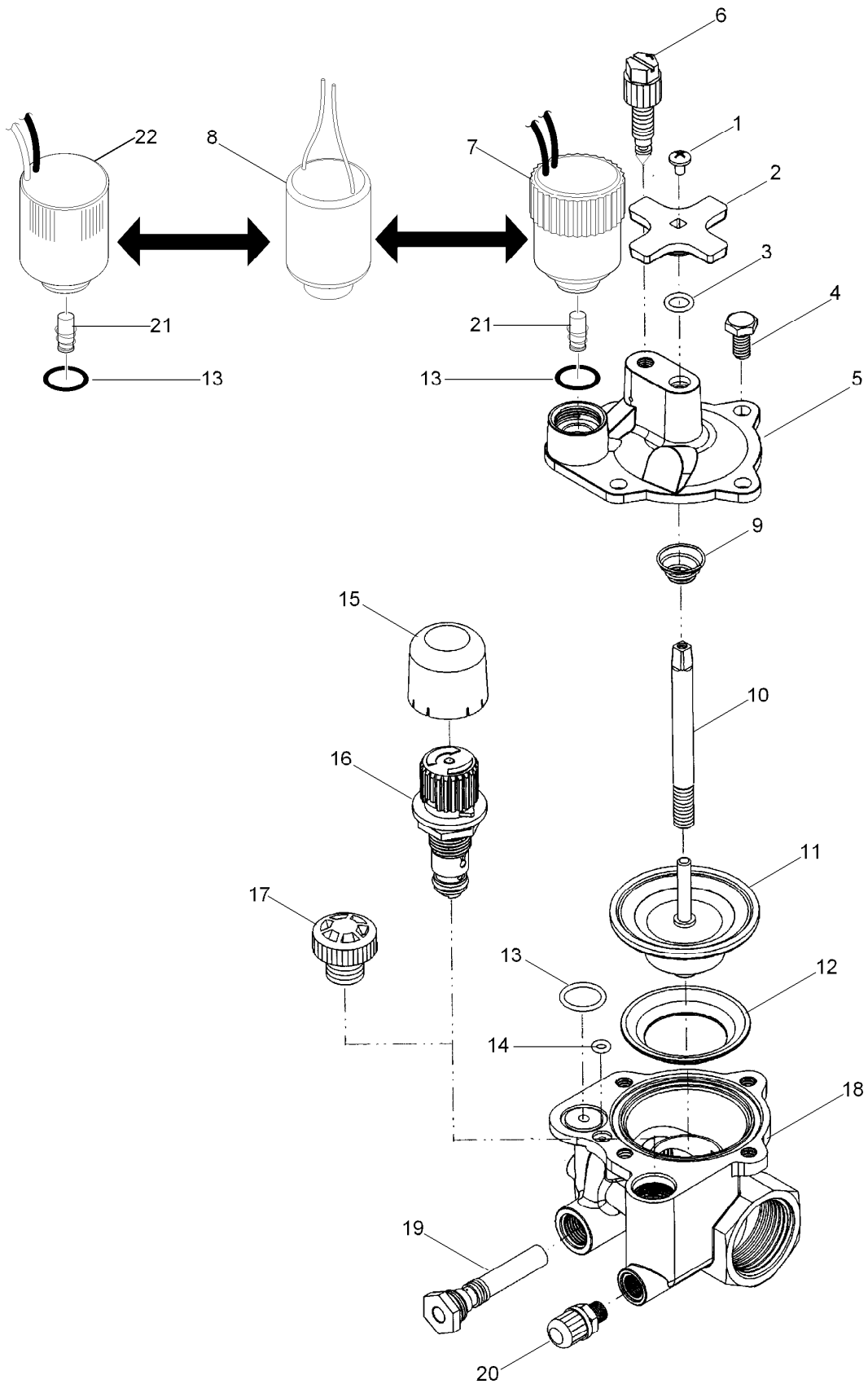
● SERVICE ITEMS

▲ Not serviced separately

◆ Order Through Finished Goods Distribution System - Minneapolis

■ Not illustrated

220, 220G Series, 1 In Valves, Pressure Reg.



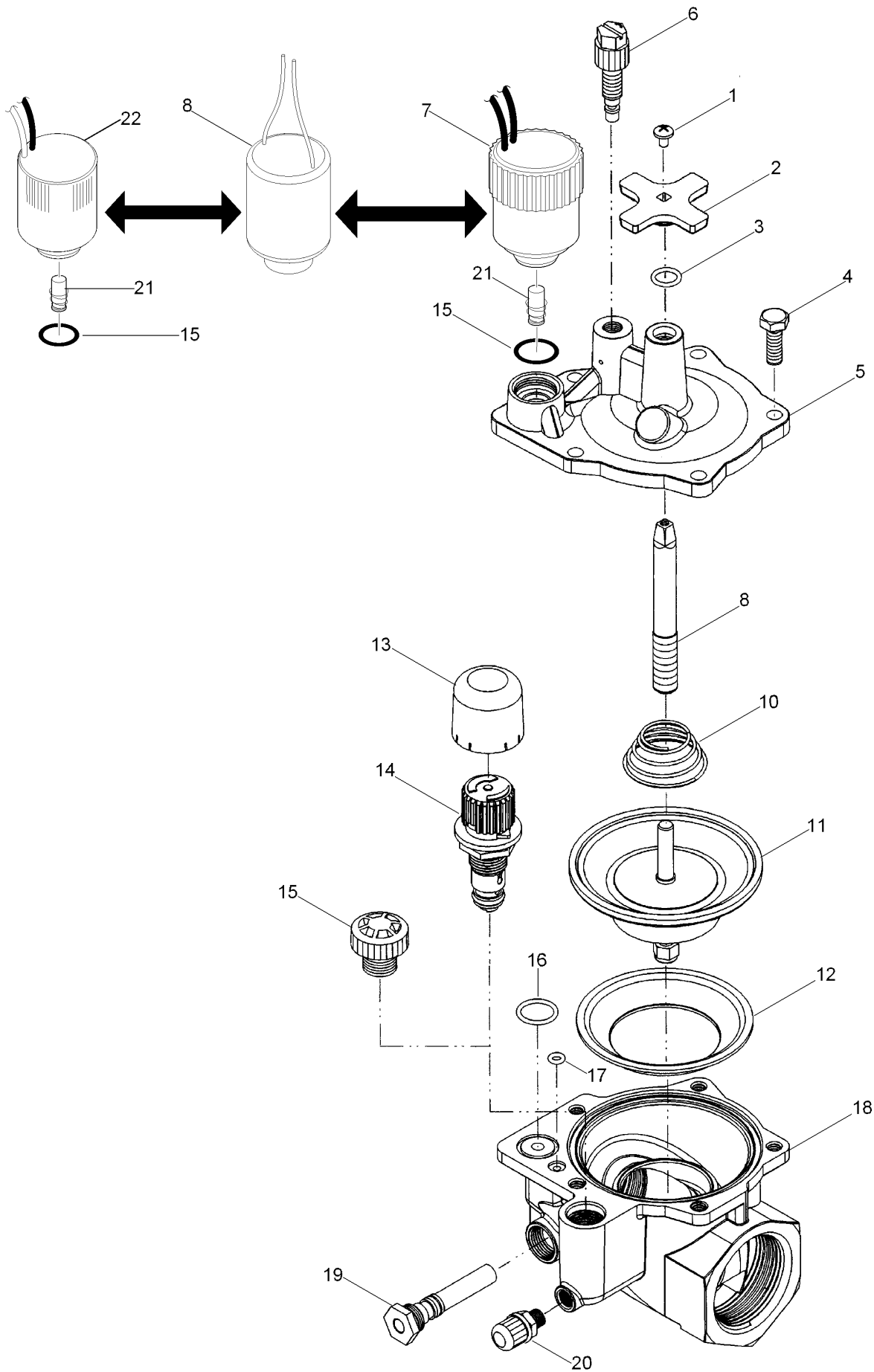
220, 220G Series, 1 In Valves, Pressure Reg. (continued)

<i>Ref.</i>	<i>Part Number</i>	<i>Qty.</i>	<i>Description</i>	<i>Ref.</i>	<i>Part Number</i>	<i>Qty.</i>	<i>Description</i>
1	360-0498	1	Screw, Machine, 8-32 X 1/4"	14	360-0530	1	O-Ring, El And Pr (0.070 X 0.145 X 0.285)
2	9-4527	1	Handle, Cross	15	835203	1	Cap, Vandal Resistant (Pressure Regulating Models Only)
3	360-0107	1	O-Ring (0.070 X 0.301 X 0.441)	16	EZR-30	1	Regulator Module, 30 Psi (Includes Item 15) ■
4	363-8634	4	Screw-Cap, HH	16	EZR-100	1	Regulator Module, 100 Psi (Includes Item 15) ■
5	89-9538	1	Cap, Valve	17	89-9521	1	Blanking Plug Assy. (Non-Pressure Regulating Models Only)
6	102-0208	1	Bleed Screw Assy.	18		1	Body, Brass (Pressure Regulated) ●
7	102-3443	1	Solenoid-Low Wattage, W/Surge Protection (Black Wires)	19	102-0690	1	Filter Assy., Metering, 1" & 1.5"
8	118-5982	1	Solenoid Assy. With Plunger, 24 Vac, 60 Hz	20	834101	1	Valve Assy., Schrader
8	102-7054	1	Solenoid Assy. With Plunger, 24 Vac, 50 Hz	21	89-9562	1	Plunger Assy. (Used With Item 7)
9	9-5146	1	Spring, Diaphragm	22	102-2709	1	Solenoid Assy., 24Vdc, Latching
10	89-6507	1	Stem Assy., Flow Control, El And Pr (Includes Items 1 And 2)				
11	9-5359	1	Diaphragm Assy., 1" Brass				
12	35-2639	1	Support, Diaphragm				
13	360-0220	2	O-Ring (0.070 X 0.551 X 0.691) (As568-015) (Used With Item 7)				

● Not serviced separately

■ Order Through Finished Goods Distribution System - Minneapolis

220, 220G Series, 1.25 and 1.5 In, Pressure Reg.



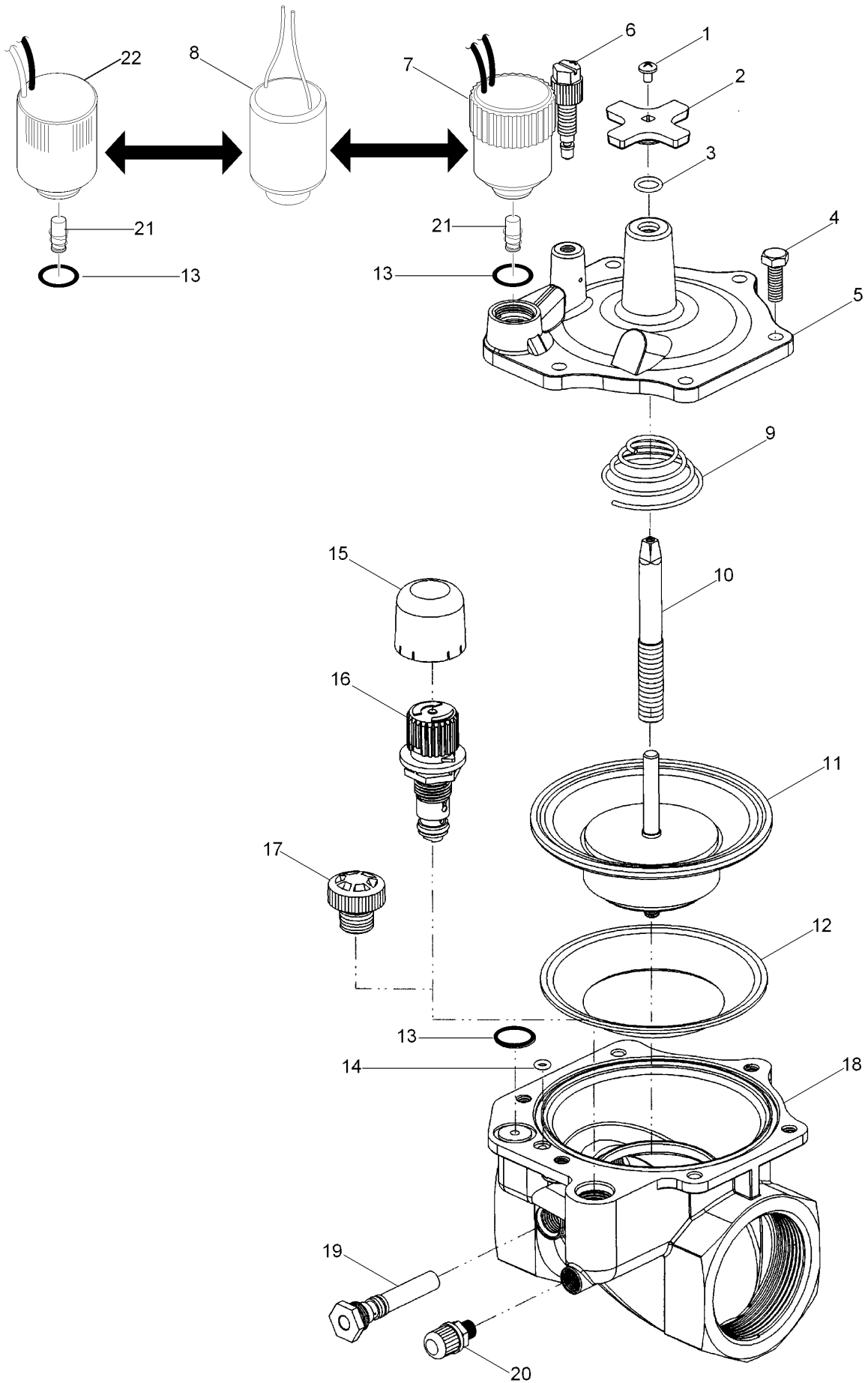
220, 220G Series, 1.25 and 1.5 In, Pressure Reg. (continued)

<i>Ref.</i>	<i>Part Number</i>	<i>Qty.</i>	<i>Description</i>	<i>Ref.</i>	<i>Part Number</i>	<i>Qty.</i>	<i>Description</i>
1	360-0498	1	Screw, Machine, 8-32 X 1/4"	14	EZR-100	1	Regulator Module, 100 Psi (Used With Item 13) (Pressure Regulating Models Only) ■
2	9-4527	1	Handle, Cross				
3	360-0493	1	O-Ring, 0.070 X 0.364 X 0.504	15	89-9521	1	Blanking Plug Assy. (Non-Pressure Regulating Models Only)
4	360-0499	5	Screw, Machine, 1/4-20 X 3/4"	16	360-0220	2	O-Ring (0.070 X 0.551 X 0.691) (As568-015) (Used With Item 7)
5	89-9539	1	Cap, Valve	17	360-0530	1	O-Ring, El And Pr (0.070 X 0.145 X 0.285)
6	102-0208	1	Bleed Screw Assy.	18		1	Body, Brass (Pressure Regulated) ●
7	102-3443	1	Solenoid-Low Wattage, W/Surge Protection (Black Wires)	19	102-0690	1	Filter Assy., Metering, 1" & 1.5"
8	118-5982	1	Solenoid Assy. With Plunger, 24 Vac, 60 Hz	20	834101	1	Valve Assy., Schrader
8	102-7054	1	Solenoid Assy. With Plunger, 24 Vac, 50 Hz	21	89-9562	1	Plunger Assy. (Used With Item 7)
8	9-4424	1	Stem, Flow Control	22	102-2709	1	Solenoid Assy., 24Vdc, Latching
10	102-0637	1	Spring, Diaphragm				
11	9-5361	1	Diaphragm Assy., 1.5" And 1.25"				
12	35-2452	1	Support, Diaphragm				
13	835203	1	Cap, Vandal Resistant (Pressure Regulating Models Only)				
14	EZR-30	1	Regulator Module, 30 Psi (Used With Item 13) (Pressure Regulating Models Only) ■				

● Not serviced separately

■ Order Through Finished Goods Distribution System - Minneapolis

220, 220G Series, 2 Inch, Pressure Reg.



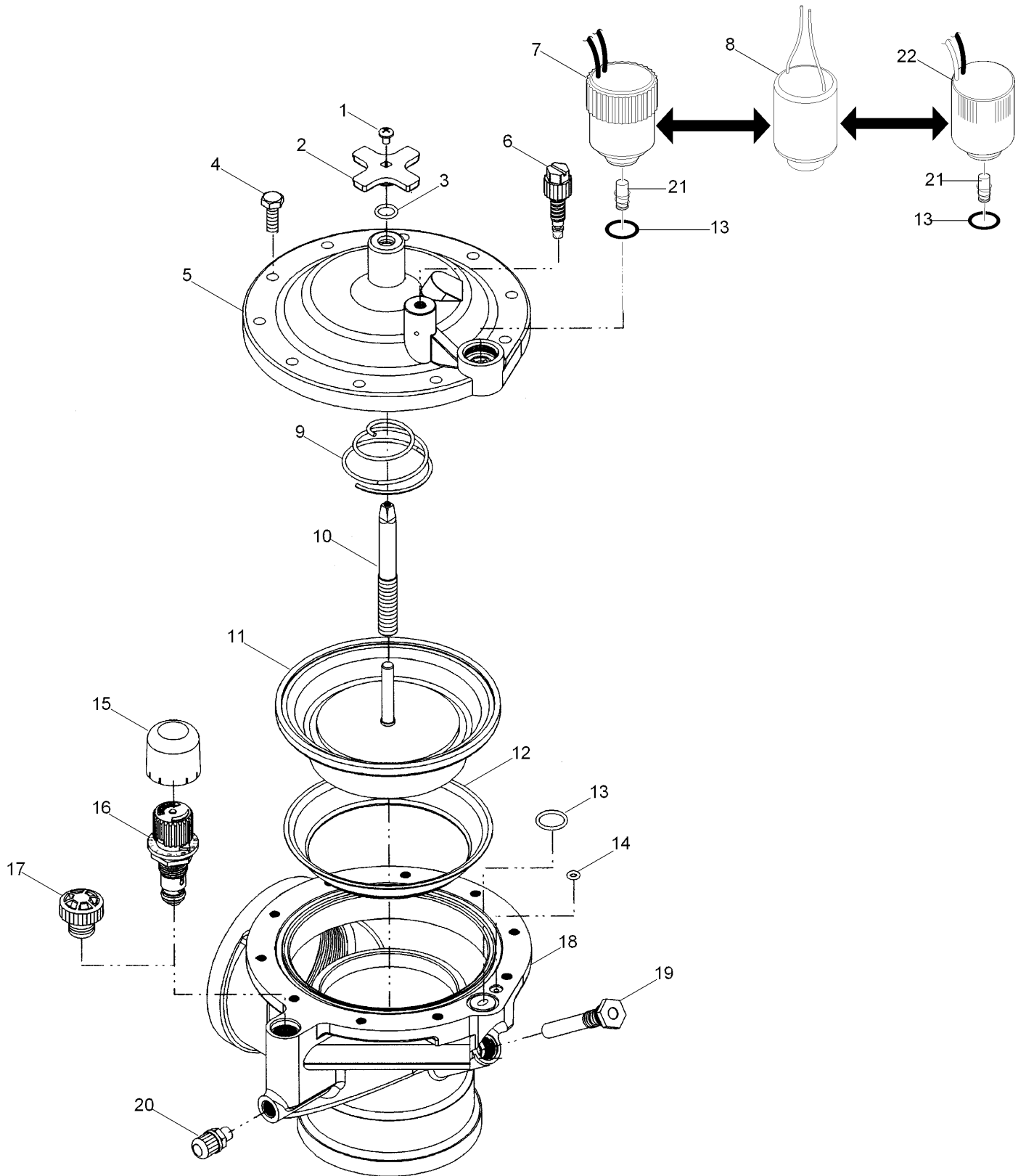
220, 220G Series, 2 Inch, Pressure Reg. (continued)

<i>Ref.</i>	<i>Part Number</i>	<i>Qty.</i>	<i>Description</i>	<i>Ref.</i>	<i>Part Number</i>	<i>Qty.</i>	<i>Description</i>
1	360-0498	1	Screw, Machine, 8-32 X 1/4"	15	835203	1	Cap, Vandal Resistant (Pressure Regulating Models Only)
2	9-4527	1	Handle, Cross				
3	360-0493	1	O-Ring, 0.070 X 0.364 X 0.504	16	EZR-30	1	Regulator Module, 30 Psi (Includes Item 16) (Pressure Regulating Models Only) ■
4	360-0499	6	Screw, Machine, 1/4-20 X 3/4"	16	EZR-100	1	Regulator Module, 100 Psi (Includes Item 16) (Pressure Regulating Models Only) ■
5	89-9540	1	Cap, Valve	17	89-9521	1	Blanking Plug Assy. (Non-Pressure Regulating Models Only)
6	102-0208	1	Bleed Screw Assy.	18		1	Body, Brass ●
7	102-3443	1	Solenoid-Low Wattage, W/Surge Protection (Black Wires)	19	102-0691	1	Filter Assy., Metering, 2"
8	118-5982	1	Solenoid Assy. With Plunger, 24 Vac, 60 Hz	20	834101	1	Valve Assy., Schrader (Pressure Regulating Models Only)
8	102-7054	1	Solenoid Assy. With Plunger, 24 Vac, 50 Hz	21	89-9562	1	Plunger Assy. (Used With Item 7)
9	89-1652	1	Spring, Diaphragm	22	102-2709	1	Solenoid Assy., 24Vdc, Latching
10	9-4543	1	Stem, Flow Control				
11	9-5363	1	Diaphragm, Assy., 2"				
12	9-4541	1	Support, Diaphragm				
13	360-0220	2	O-Ring (0.070 X 0.551 X 0.691) (As568-015) (Used With Item 7)				
14	360-0530	1	O-Ring, El And Pr (0.070 X 0.145 X 0.285)				

● Not serviced separately

■ Order Through Finished Goods Distribution System - Minneapolis

220 Series, 2.5 and 3 Inch

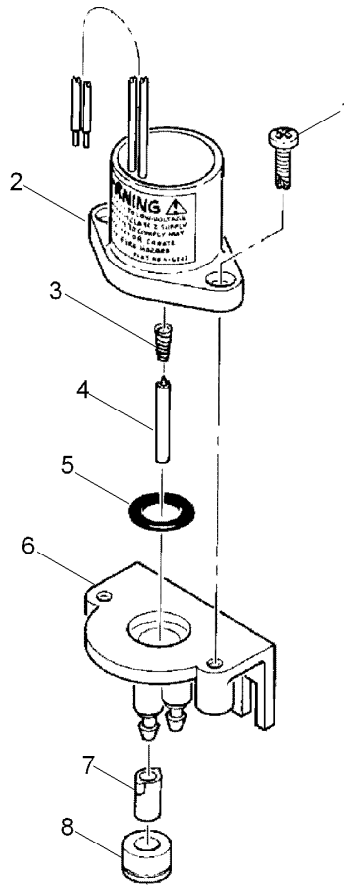


220 Series, 2.5 and 3 Inch (continued)

<i>Ref.</i>	<i>Part Number</i>	<i>Qty.</i>	<i>Description</i>	<i>Ref.</i>	<i>Part Number</i>	<i>Qty.</i>	<i>Description</i>
1	360-0498	1	Screw, Machine, 8-32 X 1/4"	14	360-0530	1	O-Ring, El And Pr (0.070 X 0.145 X 0.285)
2	9-4527	1	Handle, Cross	15	835203	1	Cap, Vandal Resistant (Pressure Regulating Models Only)
3	360-0493	1	O-Ring, 0.070 X 0.364 X 0.504	16	EZR-30	1	Regulator Module, 30 Psi (Includes Item 15) (Pressure Regulating Models Only) ■
4	360-0499	10	Screw, Machine, 1/4-20 X 3/4"	16	EZR-100	1	Regulator Module, 100 Psi (Includes Item 15) (Pressure Regulating Models Only) ■
5	89-9541	1	Cap, Valve	17	89-9521	1	Blanking Plug Assy. (Non-Pressure Regulating Models Only)
6	102-0208	1	Bleed Screw Assy.	18		1	Body, Brass ●
7	102-3443	1	Solenoid-Low Wattage, W/Surge Protection (Black Wires)	19	102-0692	1	Filter Assy., Metering
8	118-5982	1	Solenoid Assy. With Plunger, 24 Vac, 60 Hz	20	834101	1	Valve Assy., Schrader
8	102-7054	1	Solenoid Assy. With Plunger, 24 Vac, 50 Hz	21	89-9562	1	Plunger Assy. (Used With Item 7)
9	89-1744	1	Spring, Diaphragm	22	102-2709	1	Solenoid Assy., 24Vdc, Latching
10	9-4543	1	Stem, Flow Control				
11	89-6421	1	Diaphragm Assy.				
12	89-8126	1	Support, Diaphragm				
13	360-0220	2	O-Ring (0.070 X 0.551 X 0.691) (As568-015) (Used With Item 7)				

● Not serviced separately

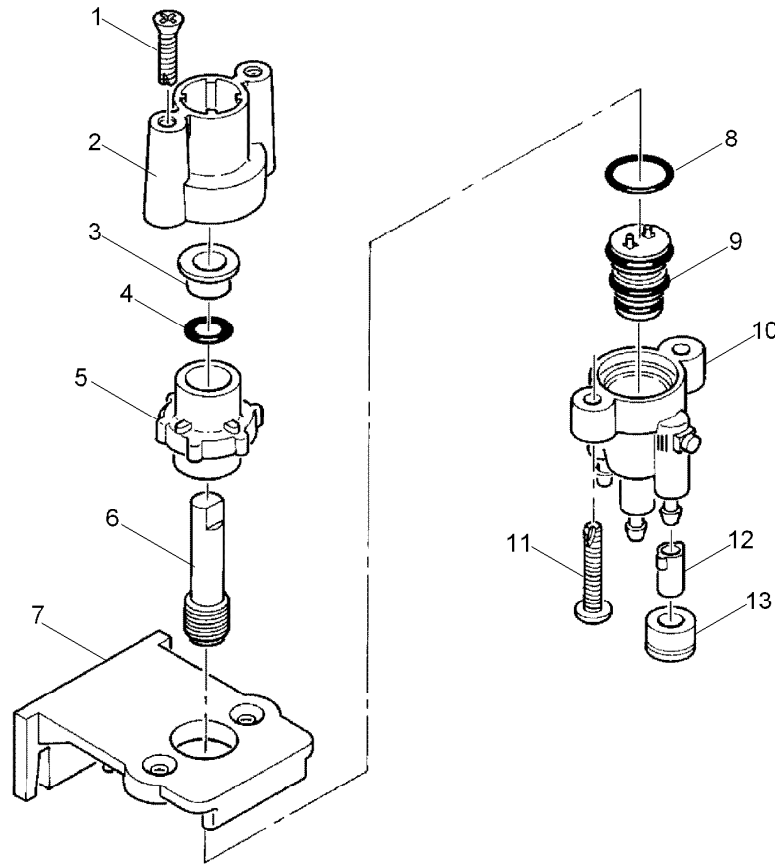
■ Order Through Finished Goods Distribution System - Minneapolis



2-Way Pilot Valve

<i>Ref.</i>	<i>Part Number</i>	<i>Qty.</i>	<i>Description</i>
1	360-0715	2	Screw, Tap, #10
2	89-0878	1	Solenoid And Plunger Assy., EI (Includes Items 2-4)
3	9-6148	1	Spring-Plunger, Solenoid, EI
4	9-6527	1	Plunger Assy., EI
5	2-9652	1	O-Ring, 7/16" X 5/8", No (As568-111)
6	9-8280	1	Body Assy., Valve
7	89-8157	2	Cap, 1/4", Poly, No
8	900-40	2	Retainer, Tube, Pr And Cr ●

● Order Through Finished Goods Distribution System - Minneapolis

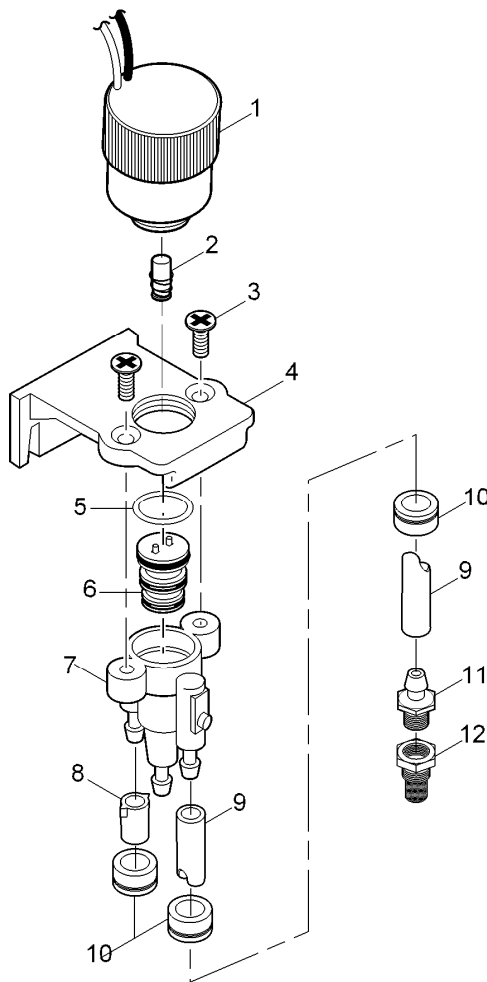


Manual Valve Actuator

Ref.	Part Number	Qty.	Description
1		2	Screw, Tap, #8 ●
2		1	Adapter (Includes Item 3) ●
3		1	Retainer, O-Ring ●
4	2-9652	1	O-Ring, 7/16" X 5/8", No (As568-111)
5		1	Cap ●
6		1	Stem, Control ●
7		1	Bracket, Mounting ●
8	360-0220	1	O-Ring (0.070 X 0.551 X 0.691) (As568-015)
9	102-5599	1	Actuator Assy. (Includes O-Rings)
10	35-0992	1	Body Assy., Pilot Valve
11		2	Screw, Tap, #8 ●
12	89-8157	3	Cap, 1/4", Poly, No
13	900-40	3	Retainer, Tube, Pr And Cr ■

● Not serviced separately

■ Order Through Finished Goods Distribution System - Minneapolis



3-Way Actuator

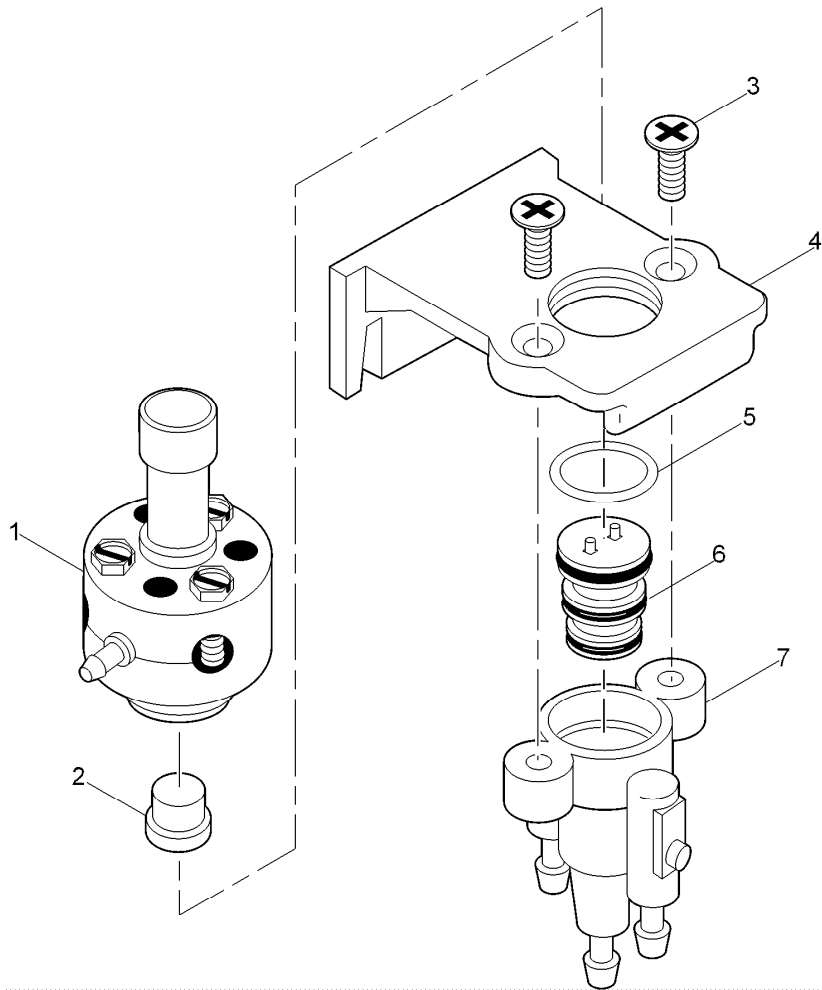
Ref.	Part Number	Qty.	Description
1	89-1673	1	Solenoid ASM
2	118-0262	1	Plunger Assy. With Spring, EI
3		2	Screw, Machine, 10-24 X 1/2" ▲
4		1	Bracket, Mounting ▲
5	360-0220	1	O-Ring (0.070 X 0.551 X 0.691) (As568-015)
6	102-5599	1	Actuator Assy. (Includes O-Rings)
7	35-0992	1	Body Assy., Pilot Valve (Used With 286-66-01)
8	89-8157	1	Cap, 1/4", Poly, No (Used With 286-66-01)
9		1	Tube, 1/4" X 36" (Used With 286-66-01) ▲
10	900-40	3	Retainer, Tube, Pr And Cr (Used With 286-66-01) ◆
11	89-8157	1	Cap, 1/4", Poly, No (Used With 286-66-01)
12	995-14	1	Fitting, Screen (Used With 286-66-01)
	35-4603		Kit, Service Assy. (Includes Items 3-7) (Used With 286-66-01) ●■
	35-4602		Kit, Service Assy. (Includes Items 3-7) (Use With 9-8482) ●■

● SERVICE ITEMS

▲ Not serviced separately

◆ Order Through Finished Goods Distribution System - Minneapolis

■ Not illustrated

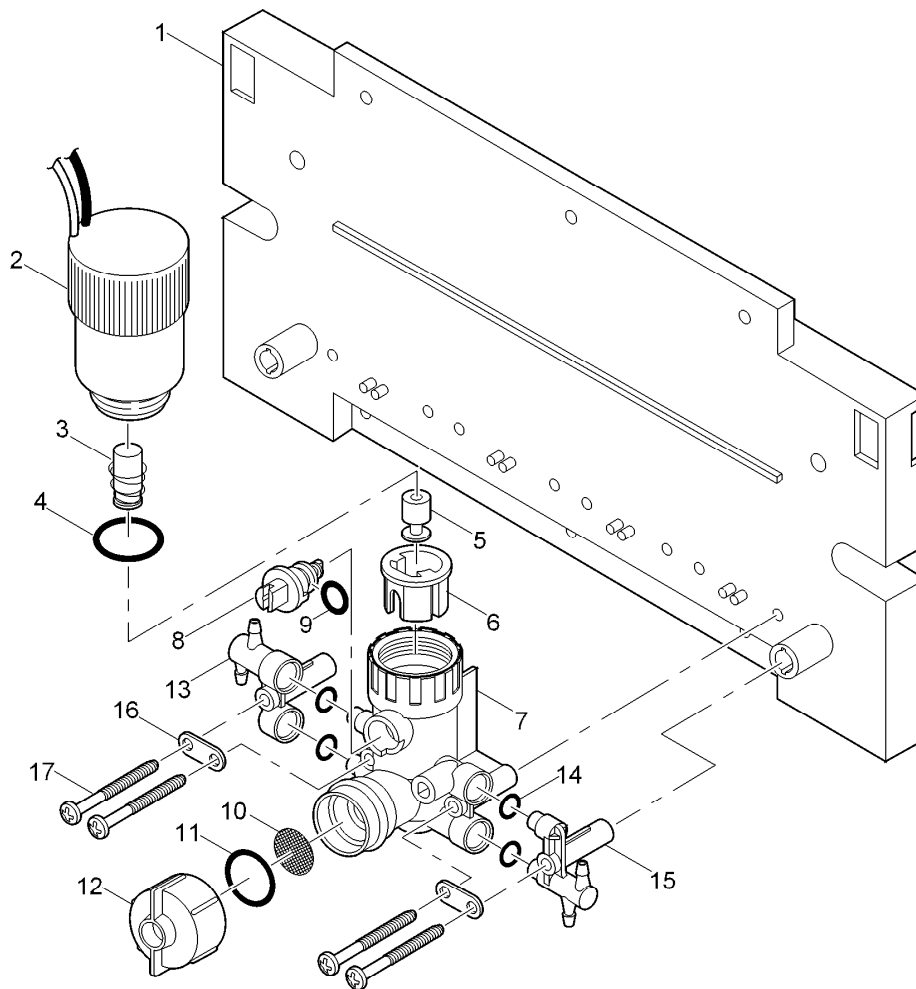


3-Way Actuator, (NC)

Ref.	Part Number	Qty.	Description
1	89-6005		Adapter-Pilot Valve, Nc
2			Shuttle ▲
3			Screw, Machine, 10-24 X 1/2" ▲
4			Bracket, Mounting ▲
5	360-0220		O-Ring (0.070 X 0.551 X 0.691) (As568-015)
6	102-5599		Actuator Assy. (Includes O-Rings)
7		1	Body Assy., Pilot Valve ▲
	35-4603		Kit, Service Assy. (Includes Items 3-7) ● ■

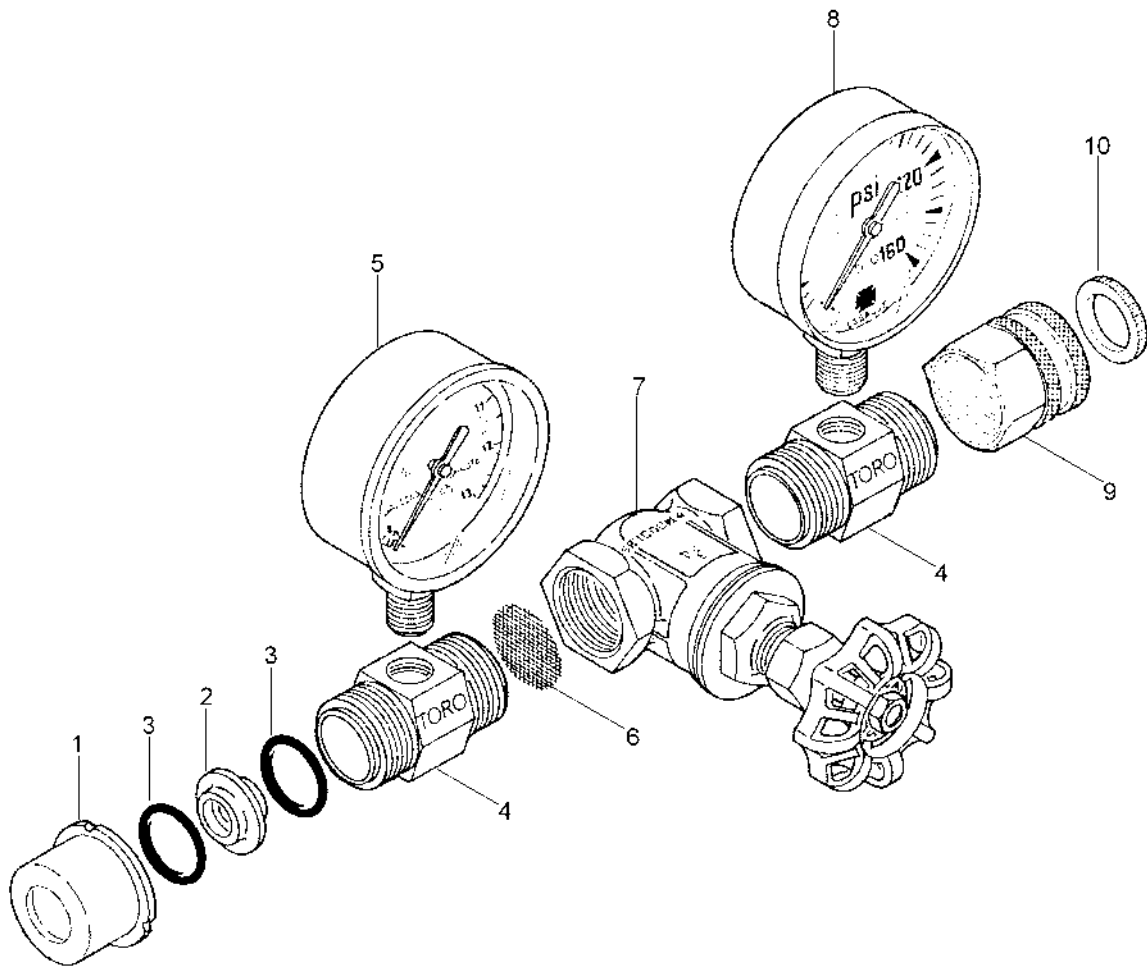
● SERVICE ITEMS
▲ Not serviced separately

■ Not illustrated



Electric-Hydraulic Converter Module Assembly

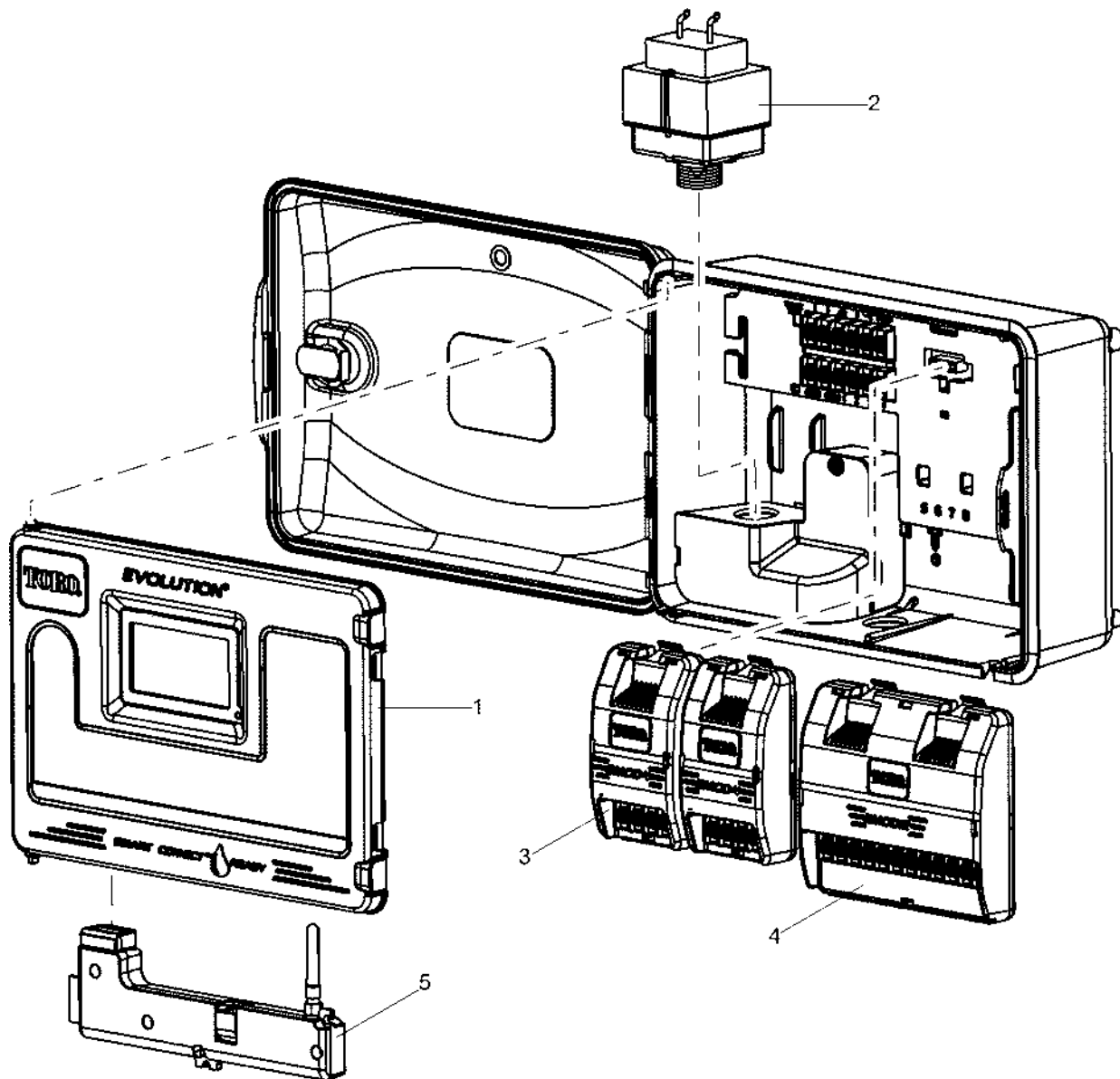
<i>Ref.</i>	<i>Part Number</i>	<i>Qty.</i>	<i>Description</i>
1	89-1662	1	Baseplate
2	89-5985	4	Solenoid Assy.
3	118-0262	4	Plunger Assy. With Spring, EI
4	360-0220	4	O-Ring (0.070 X 0.551 X 0.691) (As568-015)
5	102-5359	4	Plunger, Shuttle
6	102-5360	4	Sleeve
7	89-8203	4	Body Assy., No With White Pins On Actuator
7	89-8204	4	Body Assy., Nc With Black Pins On Actuator
8	102-4636	4	Stem, Manual, No (White)
8	102-4637	4	Stem, Manual, Nc (Black)
9	360-0497	4	O-Ring
10	89-0371	4	Screen, Filter
11	360-0402	4	O-Ring
12	102-4638	4	Cap, Filter
12	89-8205	4	Cap Assy., Blind
13	102-4641	1	Tee, Female
14	2-9654	10	O-Ring
15	102-4642	1	Tee, Male
16	89-1675	2	Strap, Tie
17	363-3158	7	Screw, #6 X 1.25"



Flow Gauge, 995-01

<i>Ref.</i>	<i>Part Number</i>	<i>Qty.</i>	<i>Description</i>
1	9-4576	1	Threaded Insert, 3/4"
2	5-311	1	Orifice Plate
3	360-0596	2	O-Ring
4	9-6023	2	Nipple
5	5-309	1	Flow Gauge
6	5-307	1	Filter Screen
7		1	Gate Valve, 3/4" ●
8	5-308	1	Pressure Gauge
9	5-303	1	Hose To Pipe Fitting
10		1	Hose Washer, 3/4" ●

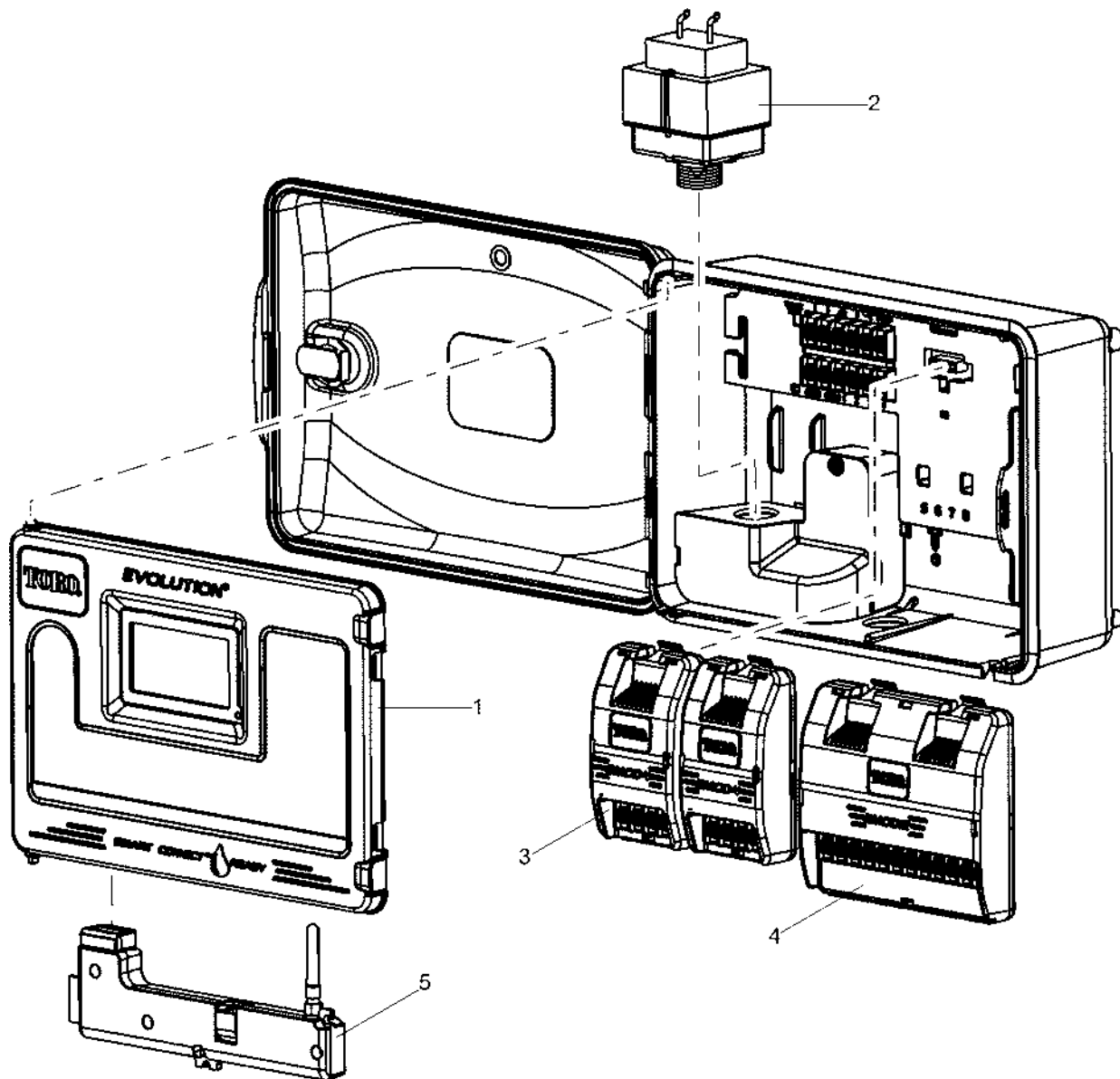
● Not serviced separately



EVOLUTION Controller

<i>Ref.</i>	<i>Part Number</i>	<i>Qty.</i>	<i>Description</i>
1	118-3132	1	Timing Mechanism Module, Evolution
2	118-3130	1	Transformer, 120 Vac, Evolution
2	118-3131	1	Transformer, 220-240 Vac, Evolution
3	EMOD-4	1	Output Module, 4-Station, Evolution (Optional) ●
4	EMOD-12	1	Output Module, 12-Station, Evolution (Optional) ●
5	EVO-SC	1	Receiver, Smart Connect, Evolution (Optional) ●

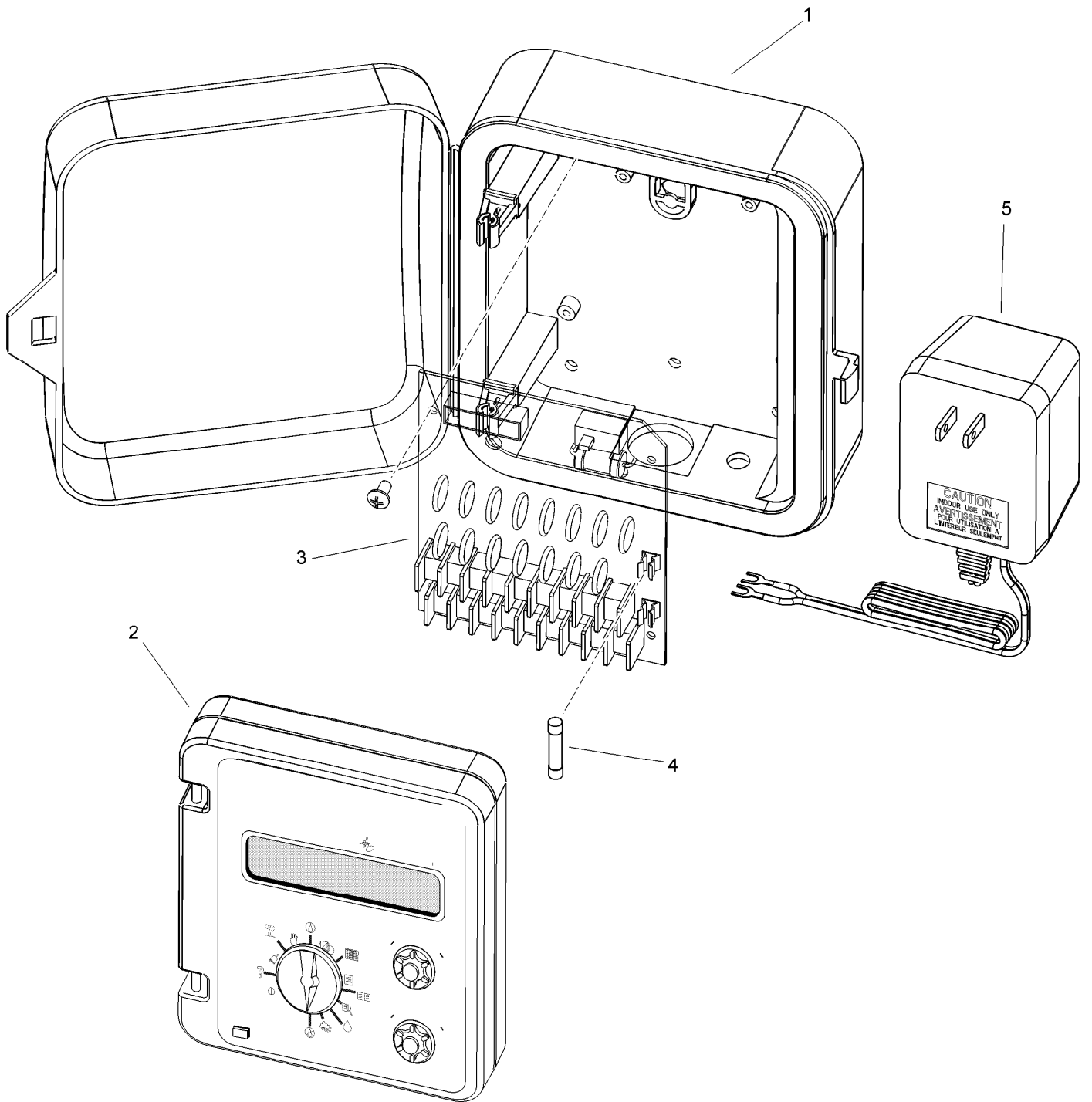
● Order Through Finished Goods Distribution System - Minneapolis



EVOLUTION Controller (continued)

● Order Through Finished Goods Distribution System - Minneapolis

TIS-612 - Indoor Controller

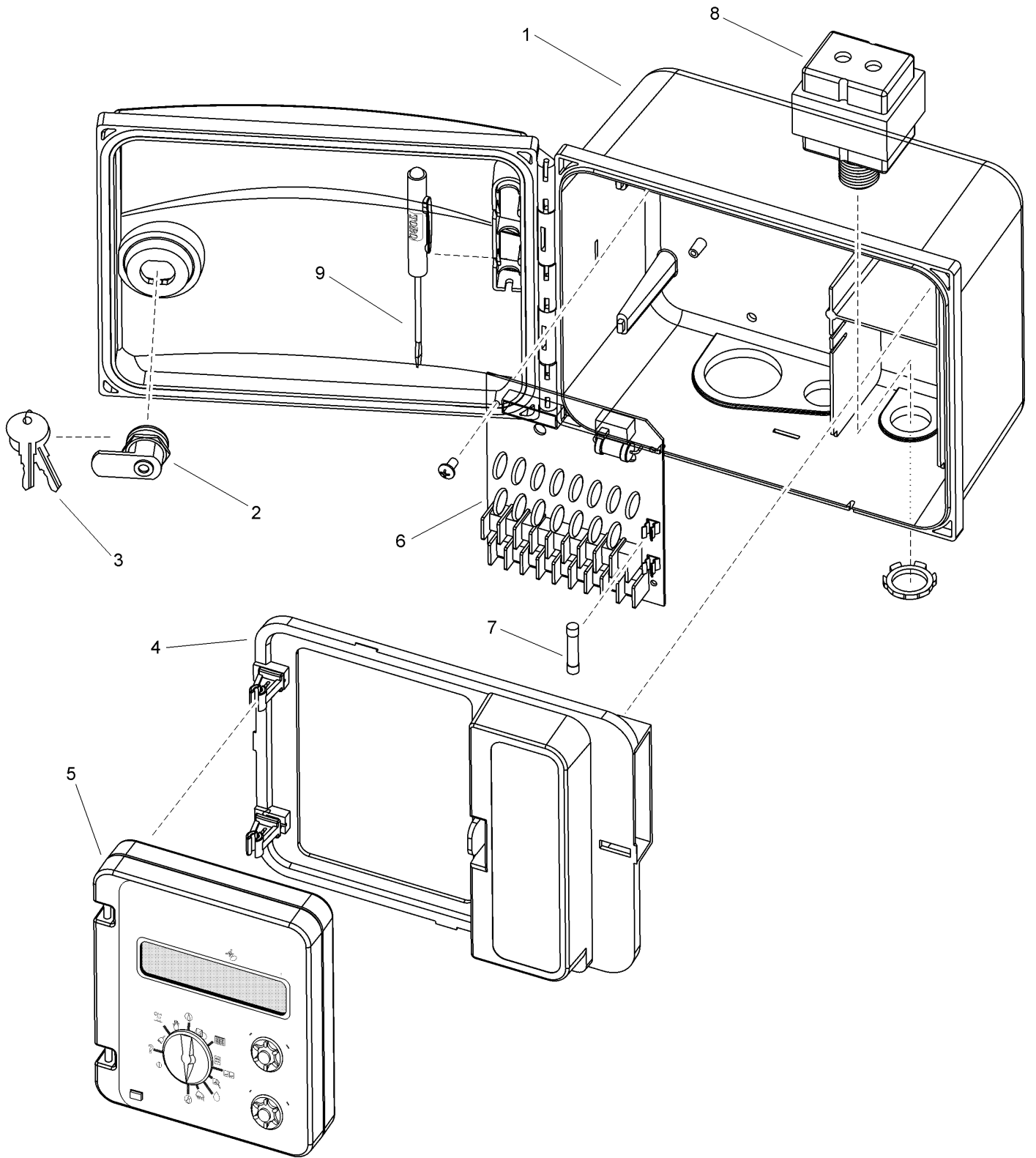


TIS-612 - Indoor Controller (continued)

<i>Ref.</i>	<i>Part Number</i>	<i>Qty.</i>	<i>Description</i>	<i>Ref.</i>	<i>Part Number</i>	<i>Qty.</i>	<i>Description</i>
1	102-4251	1	Case, Indoor	3	102-6857	1	Output Board, 6-Station
2	TIS-06-MOD	1	Timing Mechanism Module, 6-Station ●	3	102-6857	1	Output Board, 6-Station
2	TIS-09-MOD	1	Timing Mechanism Module, 9-Station ●	3	102-6857	1	Output Board, 6-Station
2	TIS-12-MOD	1	Timing Mechanism Module, 12-Station ●	4	102-3406	1	Fuse, 2 Amp , Slow-Blow (10-Pack)
				5	102-3441	1	Transformer, 120V, 60 Hz

● Order Through Finished Goods Distribution System - Minneapolis

TIS-612 - Outdoor Controller



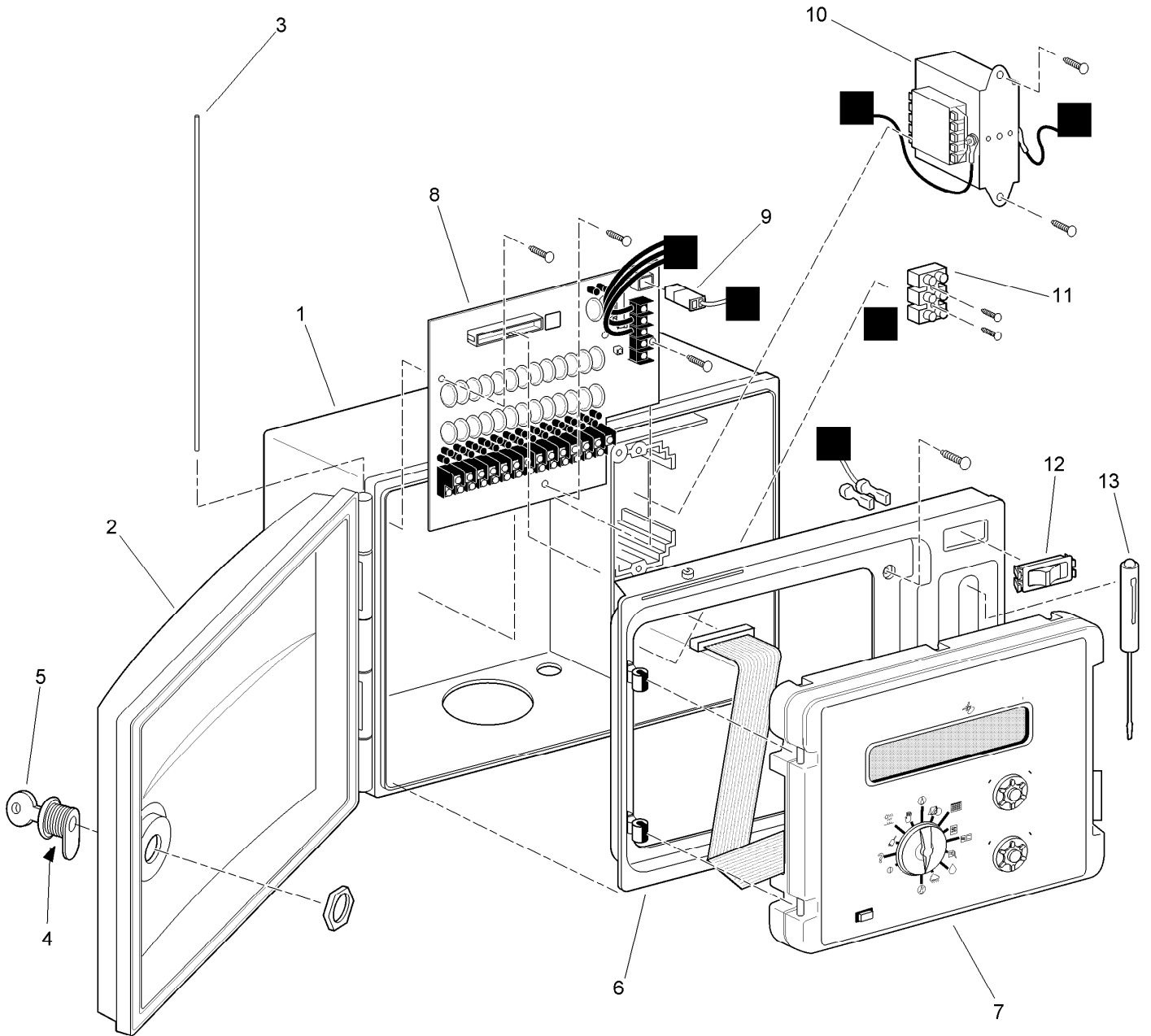
TIS-612 - Outdoor Controller (continued)

<i>Ref.</i>	<i>Part Number</i>	<i>Qty.</i>	<i>Description</i>	<i>Ref.</i>	<i>Part Number</i>	<i>Qty.</i>	<i>Description</i>
1	102-3430	1	Outer Door And Case (Includes Items 2 & 3)	6	102-6857	1	Output Board, 6-Station
2	102-3432	1	Lockset (Includes Item 3)	6	102-6857	1	Output Board, 6-Station
3	360-0565	1	Keys, 2 W/ Ring	6	102-6857	1	Output Board, 6-Station
4		1	Faceplate ●	7	102-3406	1	Fuse, 2 Amp , Slow-Blow (10-Pack)
5	TIS-06-MOD	1	Timing Mechanism Module, 6-Station ■	8	102-3439	1	Transformer, 120 V A.C., 60 Hz
5	TIS-09-MOD	1	Timing Mechanism Module, 9-Station ■	9	363-3885	1	Screwdriver, Toro
5	TIS-12-MOD	1	Timing Mechanism Module, 12-Station ■				

● Not serviced separately

■ Order Through Finished Goods Distribution System - Minneapolis

TIS-240 - Outdoor Controller

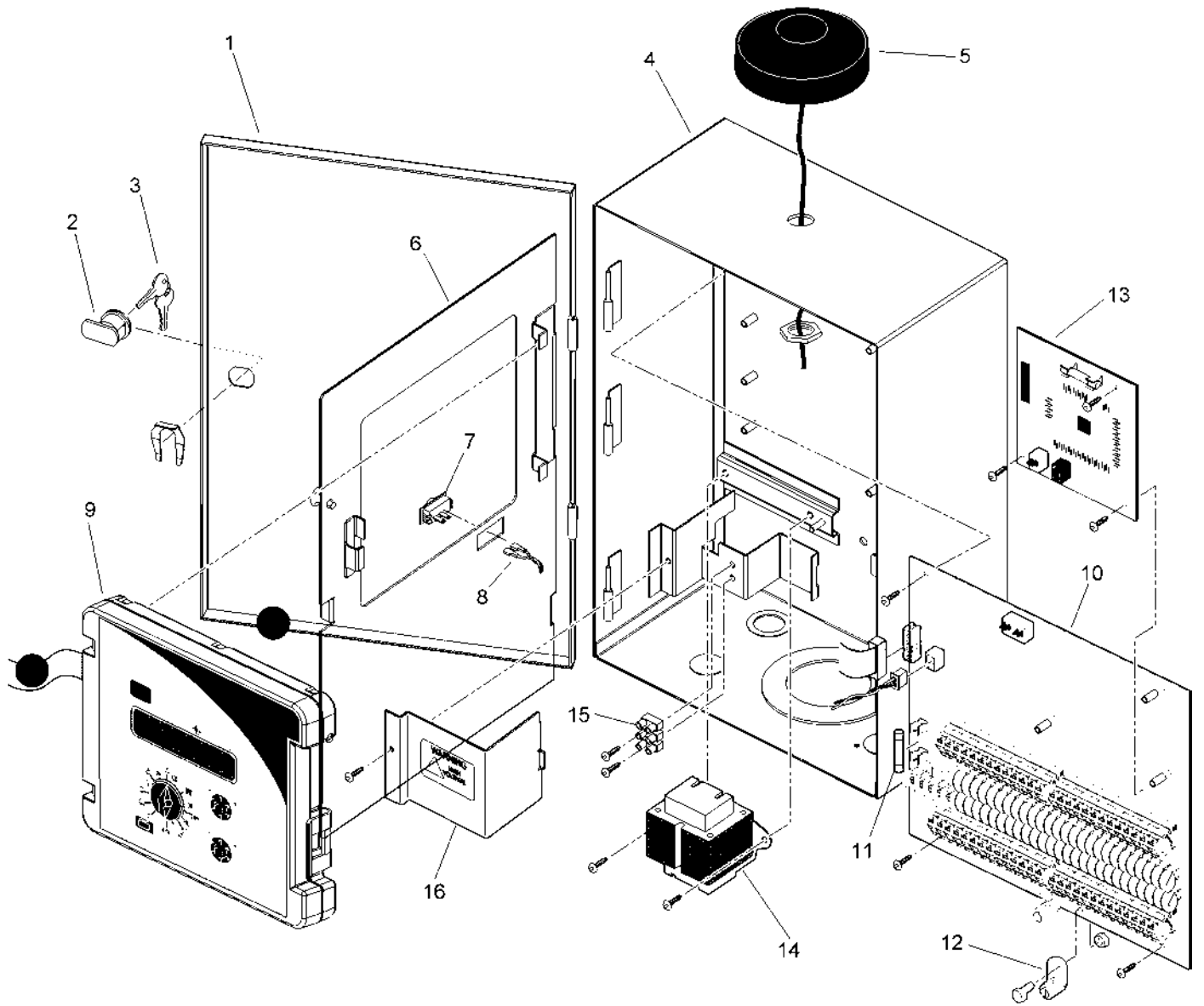


TIS-240 - Outdoor Controller (continued)

<i>Ref.</i>	<i>Part Number</i>	<i>Qty.</i>	<i>Description</i>	<i>Ref.</i>	<i>Part Number</i>	<i>Qty.</i>	<i>Description</i>
1	89-9641	1	Case, Back, Plastic	8	102-6861	1	Pcb Assy., 24-Station
2		1	Cover, Case, Plastic ●	9	1077601	1	Wire Harness
3	89-9872	1	Pin, Hinge	10	89-9624	1	Transformer Assy., 120 V A.C., 50Va
4	363-3884	1	Lock Assy.	11		1	Terminal Block ●
5	360-0565	2	Key	12	1077501	1	Slide Switch
6	89-9643	1	Faceplate	13	363-3885	1	Screwdriver, Toro
7	102-6860	1	Timing Mechanism Module				

● Not serviced separately

TIS-360/480 Outdoor Controller, Metal Cabinet



TIS-360/480 Outdoor Controller, Metal Cabinet (continued)

<i>Ref.</i>	<i>Part Number</i>	<i>Qty.</i>	<i>Description</i>	<i>Ref.</i>	<i>Part Number</i>	<i>Qty.</i>	<i>Description</i>
1	102-3527	1	Cover, Outer Door ◆	10	118-0299SK	1	Output Board Assy., 36-Station ○
2	102-3529	1	Lockset	10	118-0300SK	1	Output Board Assy., 48-Station ○
3	360-0565	2	Key	11	102-3406	1	Fuse, 2 Amp , Slow-Blow ●
4		4	Rear Case ▲	12	363-1553	2	Lug, Grounding
5	TIS-ANT02	1	Antenna Assy., Pancake Type □	13		2	Remote Board Assy. ▲
6		4	Cover, Inner Door ▲	14	102-3534	1	Transformer, 120 V A.C., 60 Hz
7	1077501	2	Slide Switch	15		1	Terminal Block, 3-Position ▲
8	1077601	1	Wire Harness ■	16	102-3535	1	Cover, Power Supply
9	102-7683	1	Timing Mechanism Module, 36-Station				
9	102-7685	1	Timing Mechanism Module, 48-Station				

● (10-pack)

▲ Not serviced separately

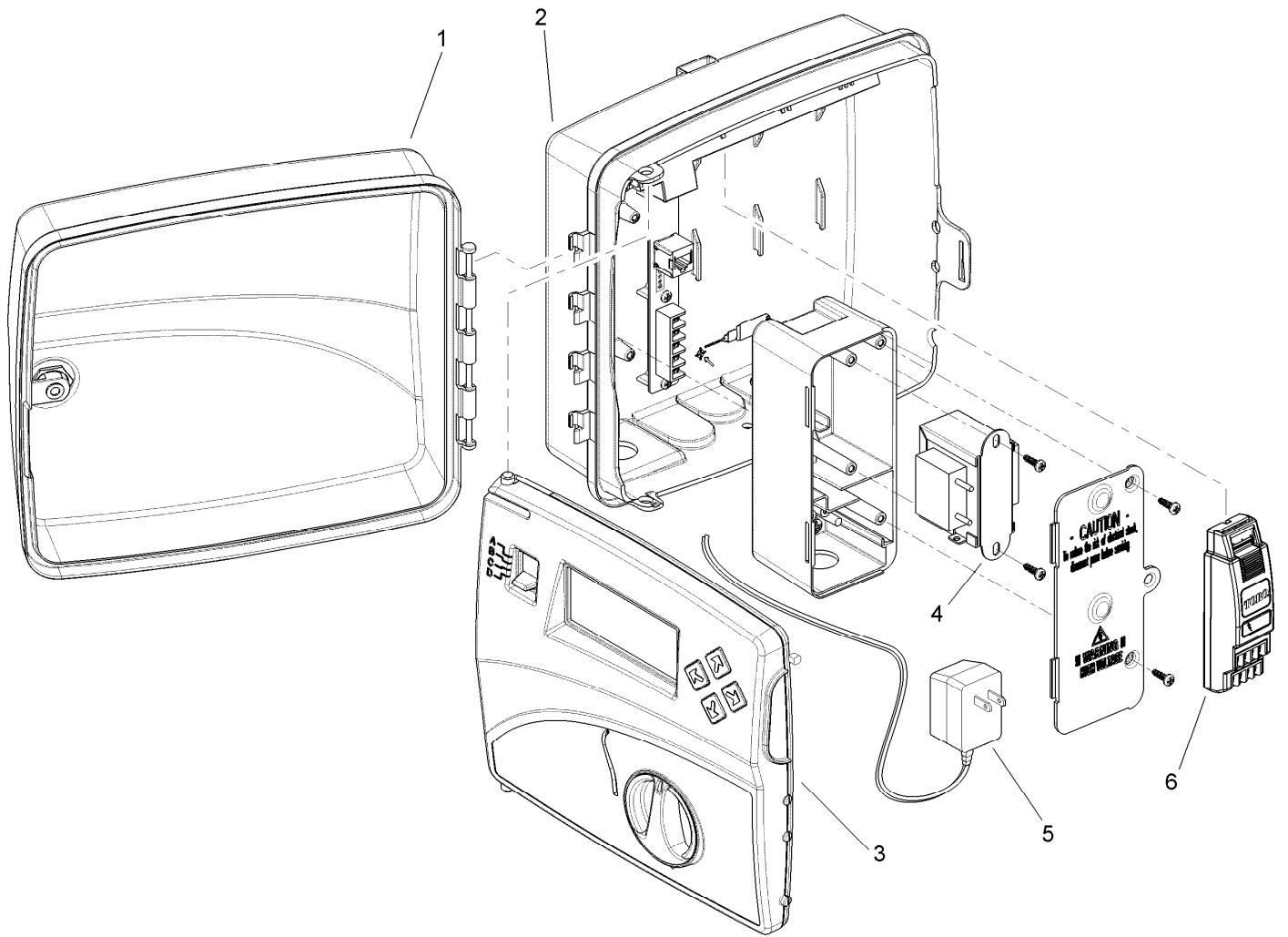
□ Order Through Finished Goods Distribution System-Minneapolis

○ Order Through Finished Goods Distribution System - Minneapolis

■ (Bypass Switch)

◆ (Includes Items 2 and 3)

TMC-424E - 4 through 24 Stations, Modular



TMC-424E - 4 through 24 Stations, Modular (continued)

<i>Ref.</i>	<i>Part Number</i>	<i>Qty.</i>	<i>Description</i>	<i>Ref.</i>	<i>Part Number</i>	<i>Qty.</i>	<i>Description</i>
1	102-6854	1	Cover, Cabinet	6	TSM-4H		4-Station Expansion Module, High Surge, White ▲◆
2		1	Outdoor Cabinet, Plastic ■				
3	102-6853	1	Timing Mechanism Module	6	TSM-8		8-Station Expansion Module, Gray ▲◆
4	102-3927	1	Transformer Assy., 120Vac, 24Va (Tmc-424E)	6	TSM-8F		8-Station Expansion Module W/ Flow, Blue ▲◆
5	363-4574	1	Transformer, 120Vac, Plug-In (Tmc-424 Indoor Model Only) ●	6	TSM-8H		8-Station Expansion Module, High Surge, White
6	TSM-4		4-Station Expansion Module, Gray ▲◆				
6	TSM-4F		4-Station Expansion Module W/ Flow, Blue ▲◆				

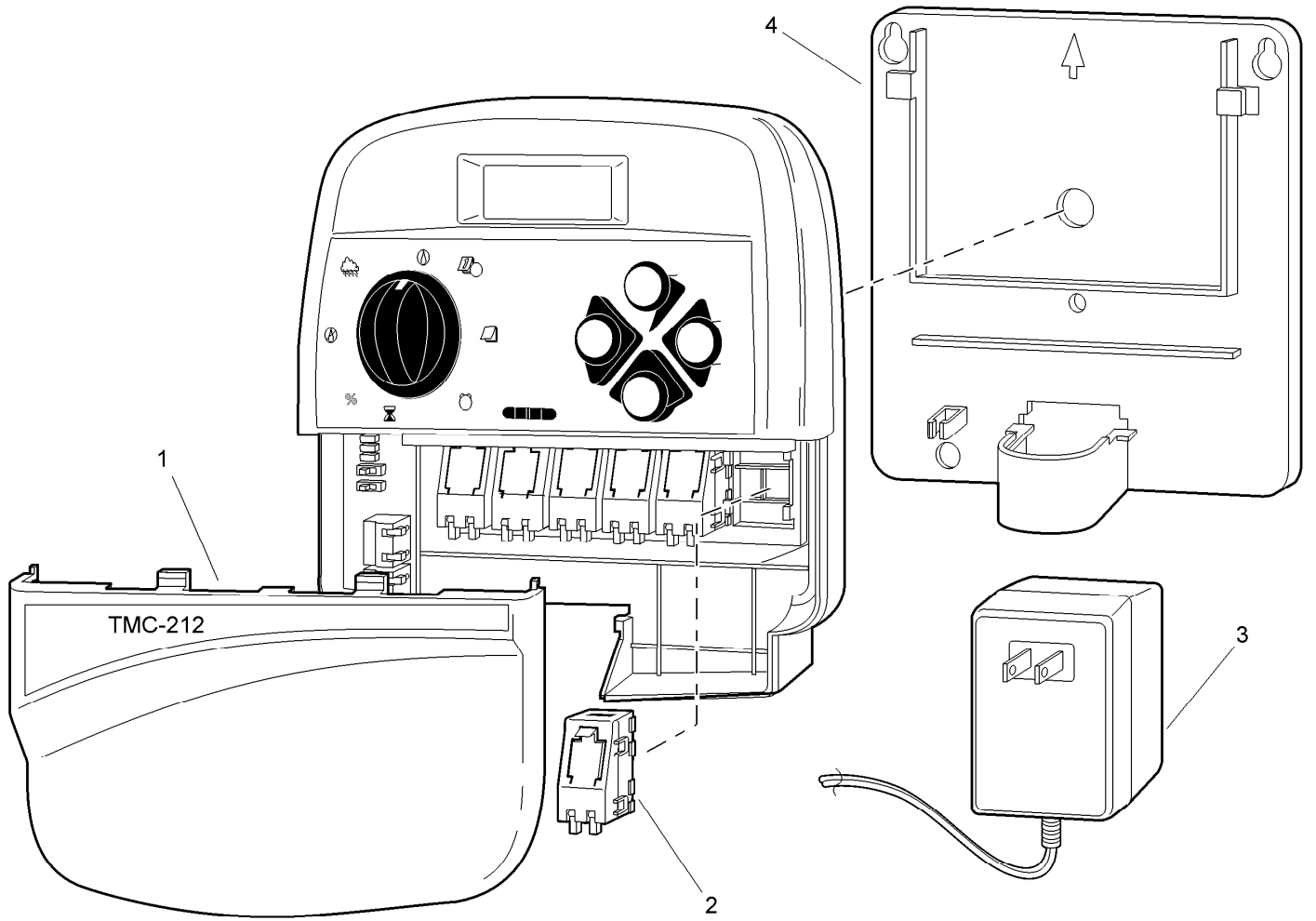
● No longer available

▲ Quantity Varies With Model

◆ Order Through Finished Goods Distribution System - Minneapolis

■ Not serviced separately

TMC-212 - Indoor Controller

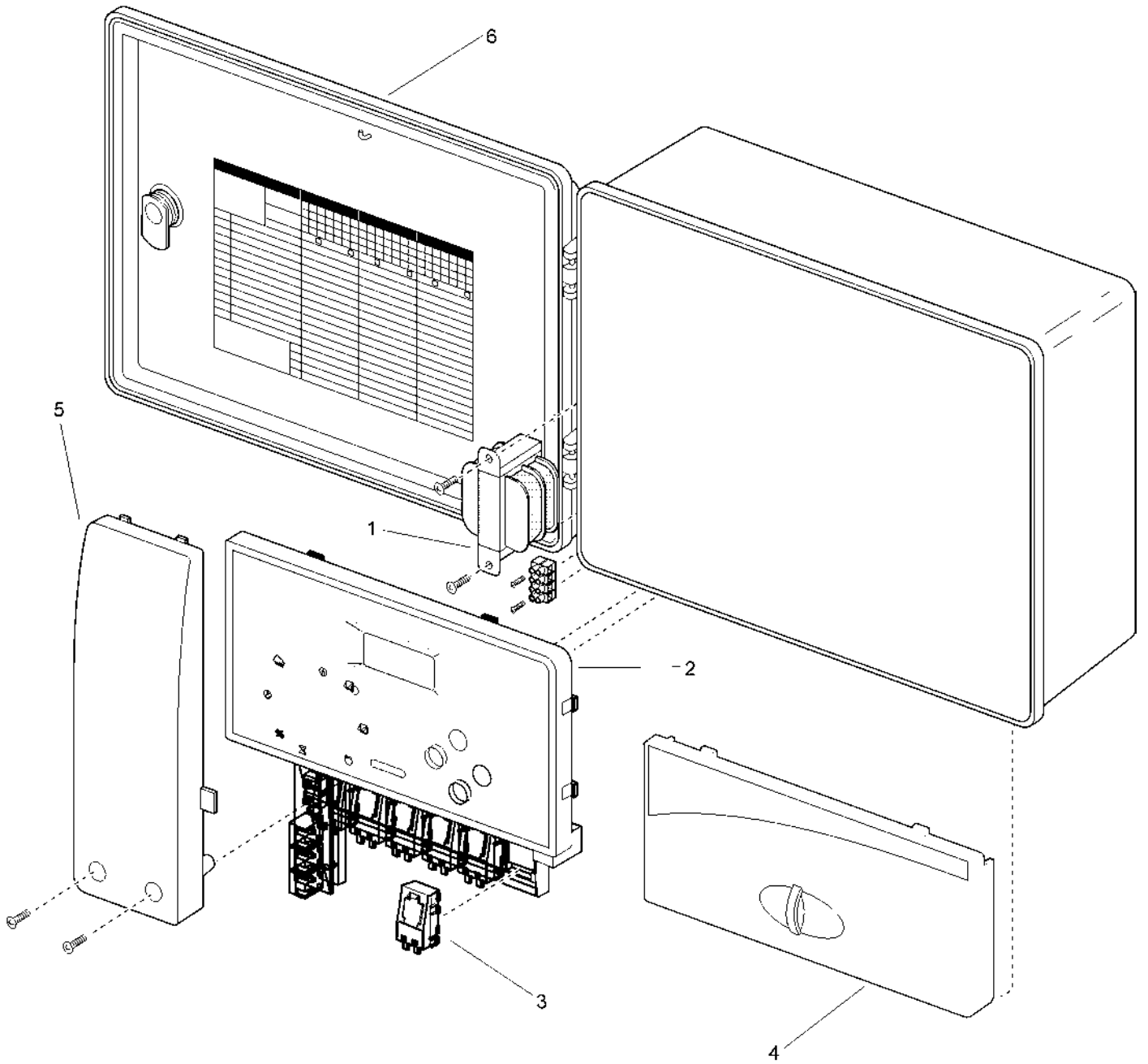


TMC-212 - Indoor Controller (continued)

<i>Ref.</i>	<i>Part Number</i>	<i>Qty.</i>	<i>Description</i>	<i>Ref.</i>	<i>Part Number</i>	<i>Qty.</i>	<i>Description</i>
1	102-6889	1	Front Plate	3	363-3665	1	Transformer, 240 V A.C., 24
2	TSM-02	2	Two-Station Module ●				V A.C. (Australia)
3	363-3514	1	Transformer, 120 V A.C., 24	4	102-6888	1	Mounting Plate
			V A.C.				
3	363-3664	1	Transformer, 230 V A.C., 24				
			V A.C. (Europe)				

● Order Through Finished Goods Distribution System - Minneapolis

TMC-212 Outdoor and Outdoor High Surge Cntrlr



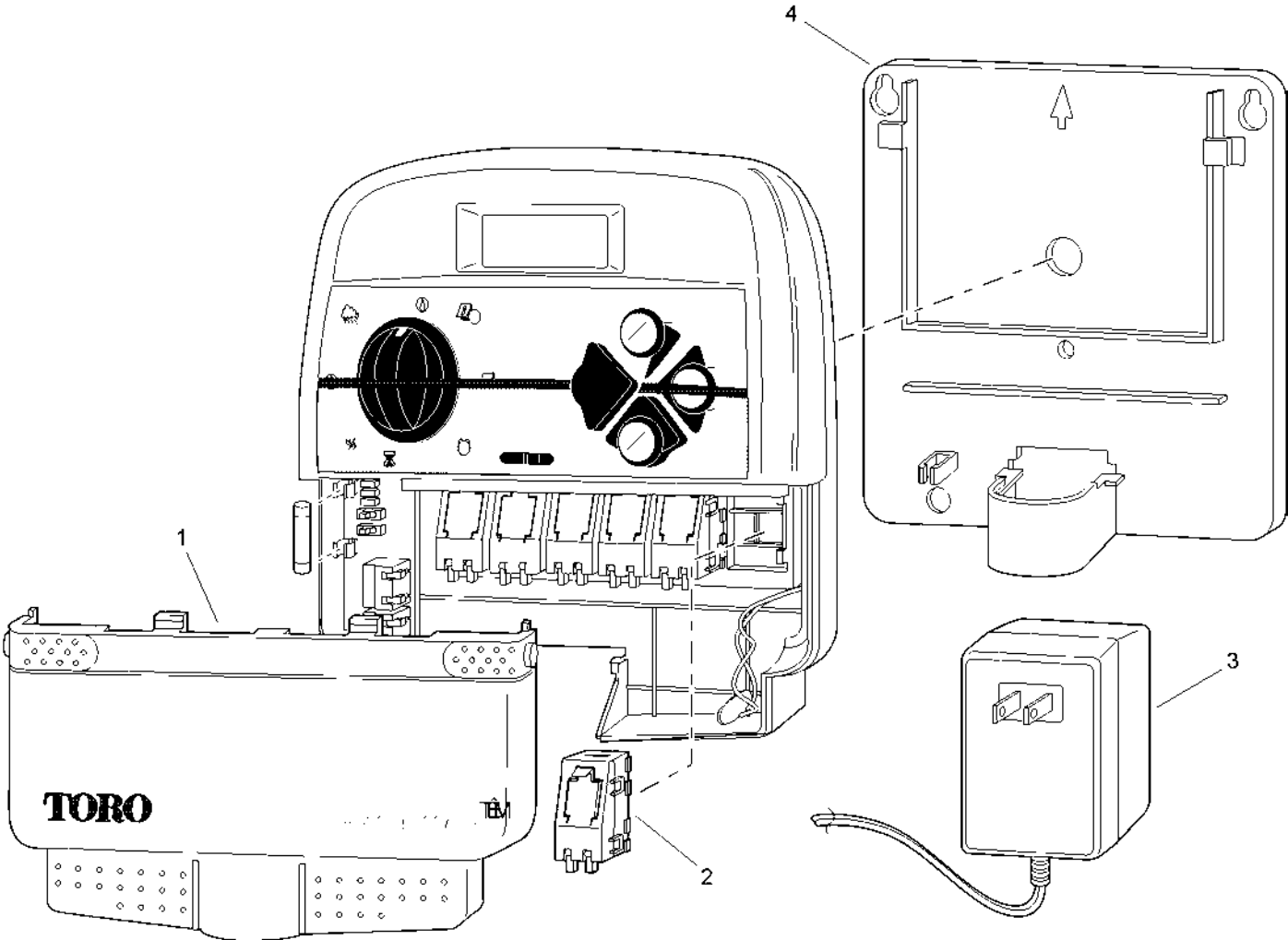
TMC-212 Outdoor and Outdoor High Surge Cntrlr (continued)

<i>Ref.</i>	<i>Part Number</i>	<i>Qty.</i>	<i>Description</i>	<i>Ref.</i>	<i>Part Number</i>	<i>Qty.</i>	<i>Description</i>
1	102-6890	1	Transformer, 120 V A.C., 60 Hz (Domestic Models Only)	3	TSM-02	2	Two-Station Module ■
1	102-2685	1	Transformer, 230/240 V A.C., 50 Hz (Export Models Only)	3	TSM-02-H	2	Two-Station Module, High Surge ■
2		1	Timing Mechanism Module, Svc. (Does Not Include Station Modules) ●	4	102-6892	1	Cover, Lower Cabinet, Svc.
				5	102-6893	1	Cover, Transformer, Svc.
				6	102-6891	1	Door, Cabinet, Svc.

● Not serviced separately

■ Order Through Finished Goods Distribution System - Minneapolis

GreenKeeper 212 - Indoor Controller

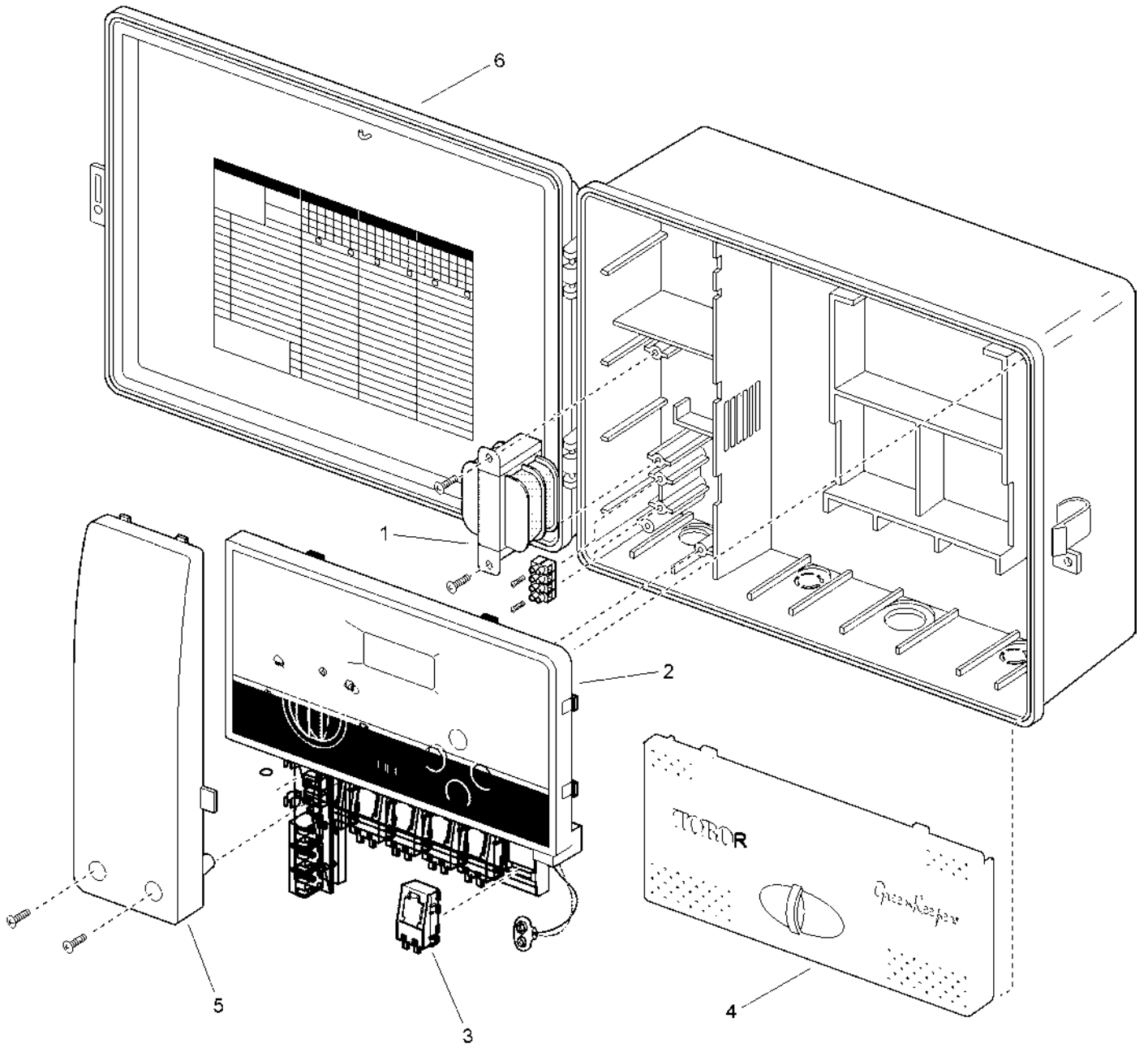


GreenKeeper 212 - Indoor Controller (continued)

<i>Ref.</i>	<i>Part Number</i>	<i>Qty.</i>	<i>Description</i>	<i>Ref.</i>	<i>Part Number</i>	<i>Qty.</i>	<i>Description</i>
1	102-6889	1	Front Plate	3	363-3665	1	Transformer, 240 V A.C., 24 V A.C. (Australia)
2	TSM-02	2	Two-Station Module ●	4	102-6888	1	Mounting Plate
3	363-3514	1	Transformer, 120 V A.C., 24 V A.C.				
3	363-3664	1	Transformer, 230 V A.C., 24 V A.C. (Europe)				

● Order Through Finished Goods Distribution System - Minneapolis

GreenKeeper 212 - Outdoor Controller



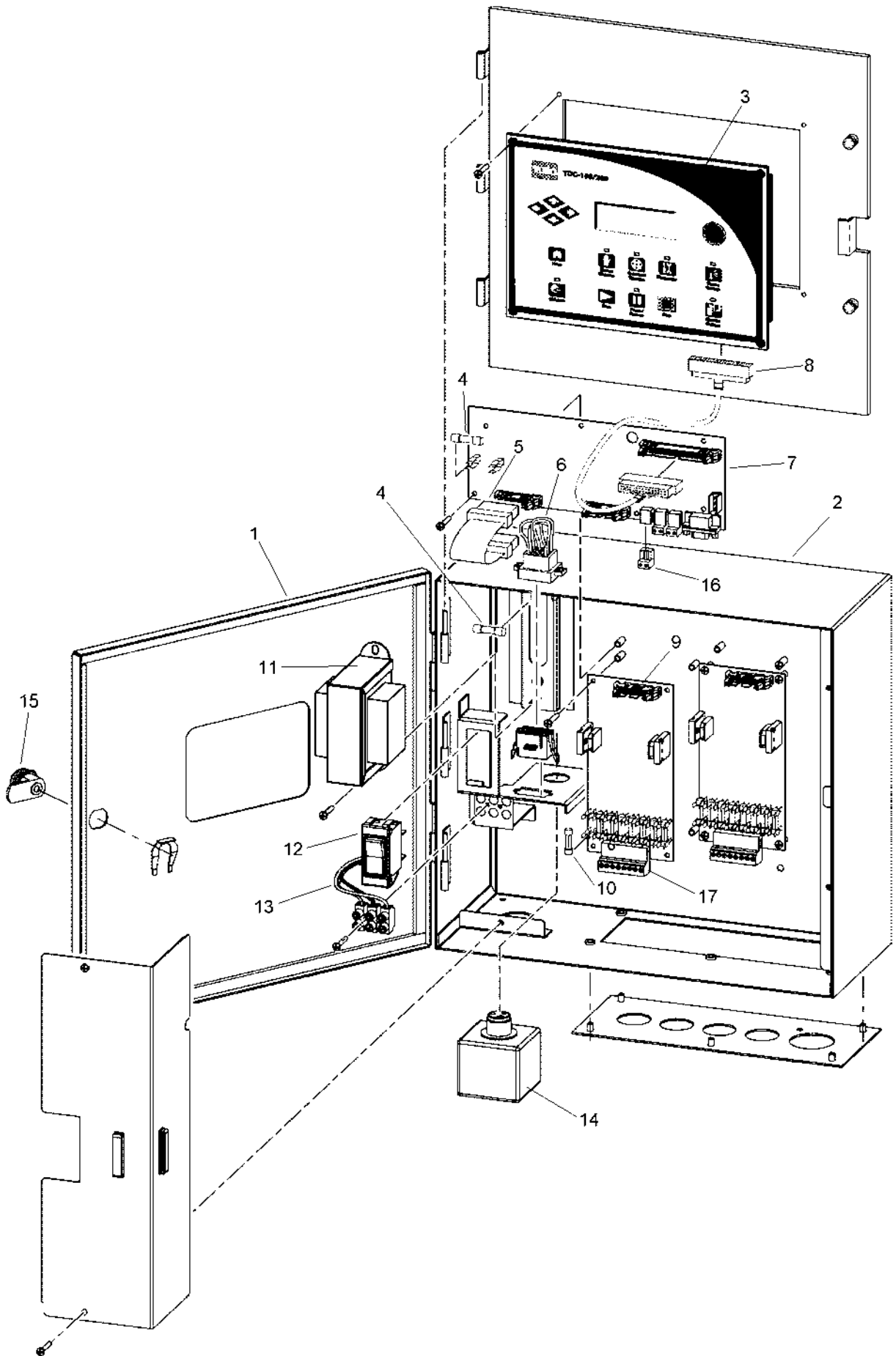
GreenKeeper 212 - Outdoor Controller (continued)

<i>Ref.</i>	<i>Part Number</i>	<i>Qty.</i>	<i>Description</i>	<i>Ref.</i>	<i>Part Number</i>	<i>Qty.</i>	<i>Description</i>
1	102-6890	1	Transformer, 120 V A.C., 60 Hz (Domestic Models Only)	3	TSM-02	2	Two-Station Module ■
1	102-2685	1	Transformer, 230/240 V A.C., 50 Hz (Export Models Only)	3	TSM-02-H	2	Two-Station Module, High Surge ■
2		1	Timing Mechanism Module, Svc. (Does Not Include Station Modules.) ●	4	102-6892	1	Cover, Lower Cabinet, Svc.
				5	102-6893	1	Cover, Transformer, Svc.
				6	102-6891	1	Door, Cabinet, Svc.

● Not serviced separately

■ Order Through Finished Goods Distribution System - Minneapolis

TDC 2-Wire Decoder System

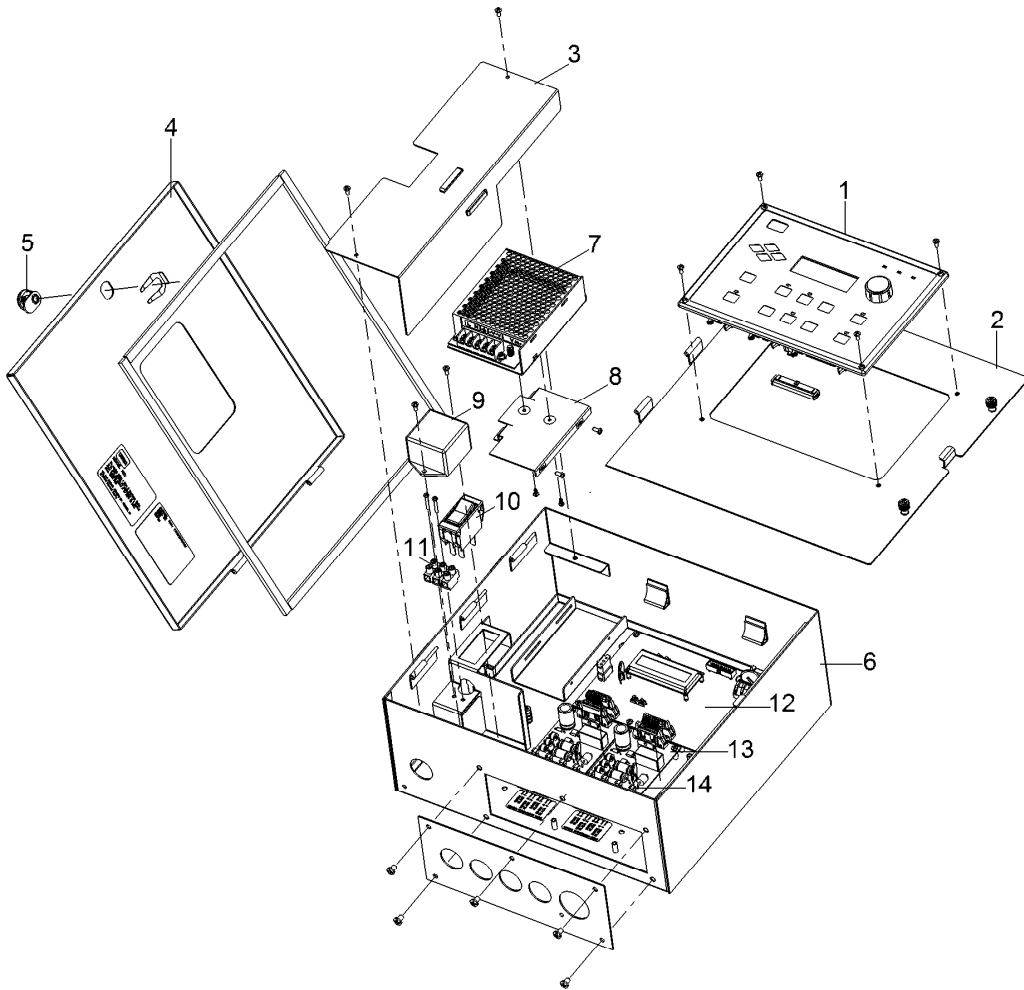


TDC 2-Wire Decoder System (continued)

<i>Ref.</i>	<i>Part Number</i>	<i>Qty.</i>	<i>Description</i>	<i>Ref.</i>	<i>Part Number</i>	<i>Qty.</i>	<i>Description</i>
1	102-5048SK	1	Door, Gateway Decoder	9	102-4339SK	2	Pcb Assy., Gateway Daughterboard
2	102-5047SK	1	Cabinet, Gateway Decoder	10	363-4249	16	Fuse, 3A, Daughterboard
3	102-5918SK	1	Timing Mechanism Assy., Gateway (Standalone Models Only)	11	102-4768SK	1	Power Supply Assy. (Includes Associated Cable Assembly) ●
4	363-5606	2	Fuse, 3.15A	12	363-3361	1	Switch, Circuit Breaker, 1.5A
5	102-4598SK	1	Ribbon Cable Assy., Mother Board To Daughter Board	13	102-4766SK	1	Wire Harness, Terminal Block To Switch
6	91-1626	1	Power Connector, 100V	14	102-4767SK	1	Harness, Surge, Service (Includes Associated Cable Assembly)
6	91-1627	1	Power Connector, 120V	15	363-3785	1	Lock Assy. W/Keys
6	91-1629	1	Power Connector, 220V	16	363-4500	3	Plug, 2 Pos
7	102-5044SK	1	Pcb Assy., Gateway Motherboard	17	363-3572	2	Plug, 8 Pos
8	102-5908SK	1	Cable Assy., Timing Mechanism To Motherboard (Standalone Models Only)		102-4185SK		Battery, 3V ●■

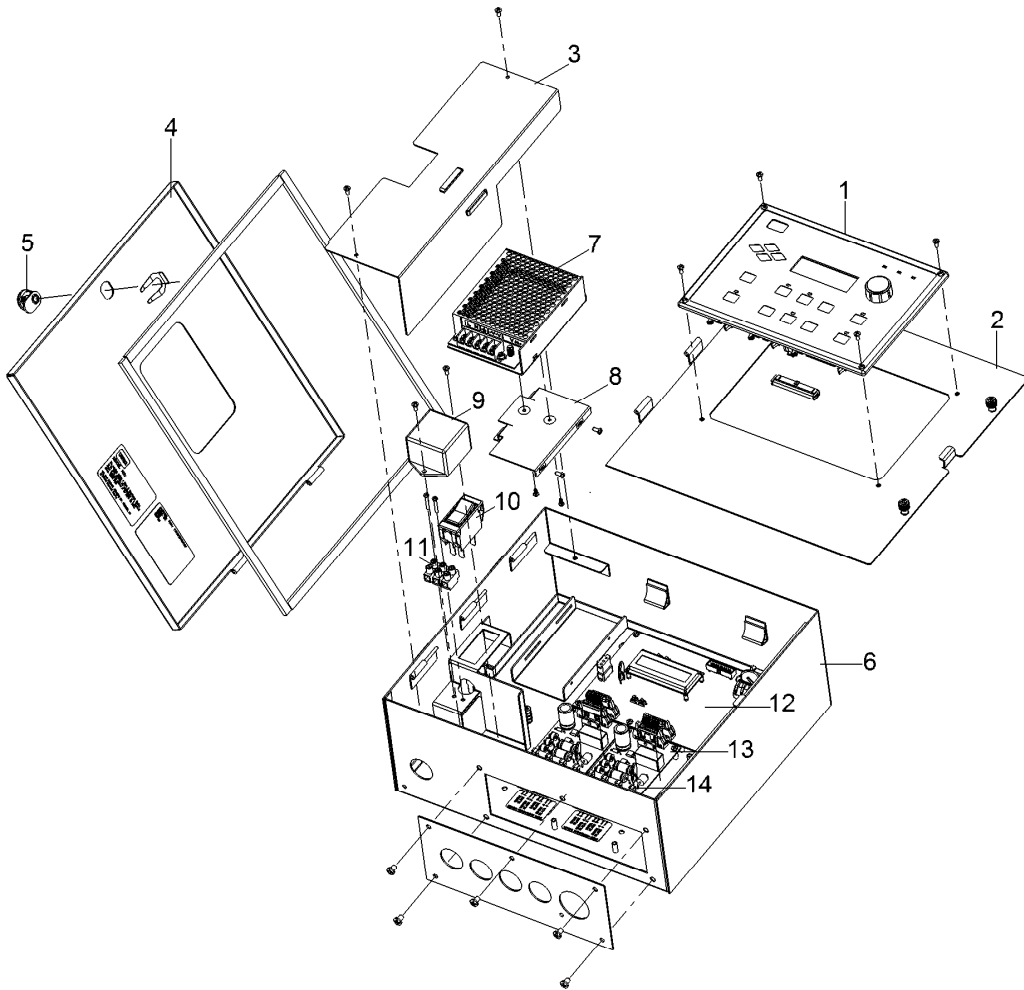
● SERVICE ITEMS

■ Not illustrated



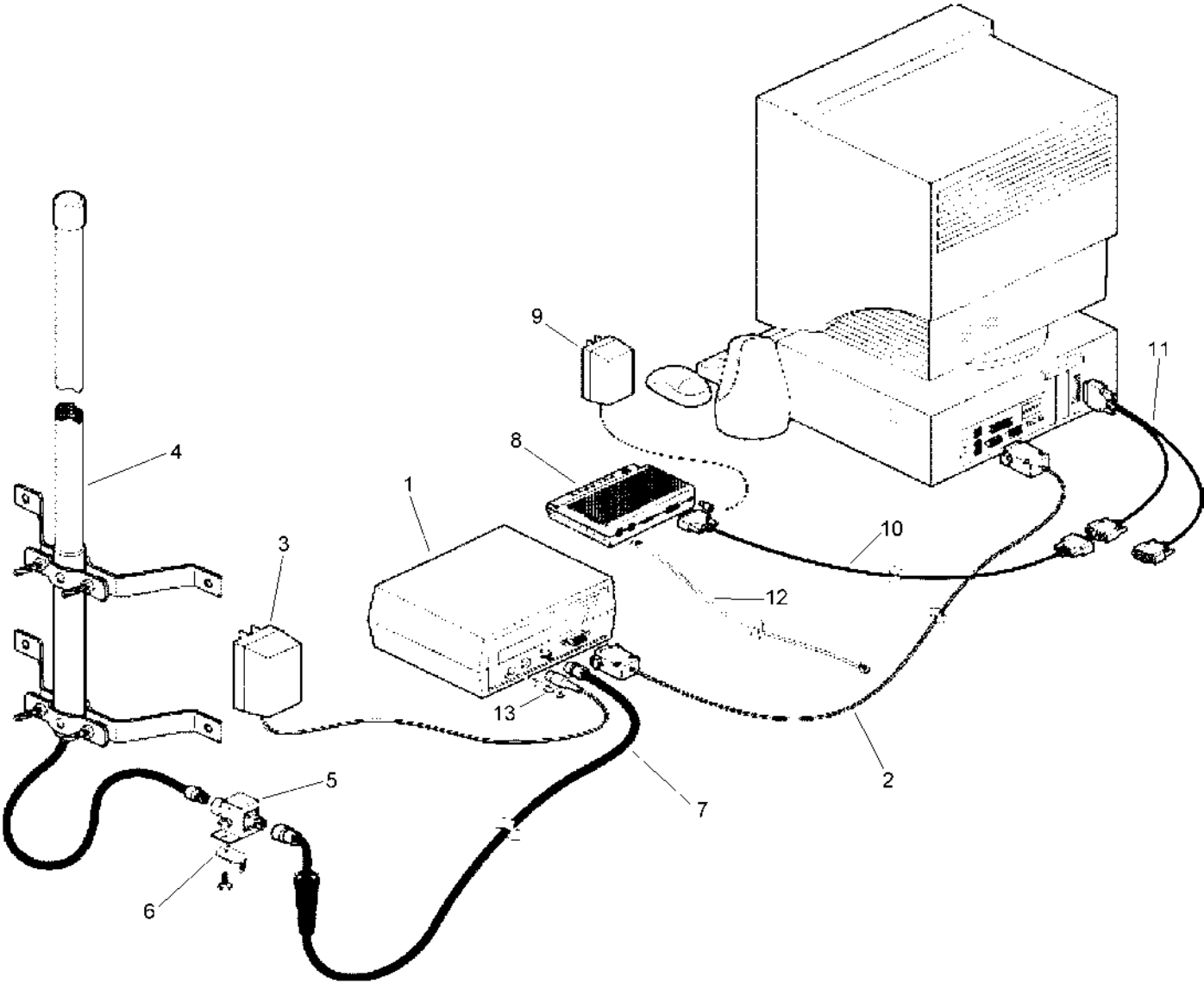
TDC 2-Wire Decoder System, Post Aug-2012

<i>Ref.</i>	<i>Part Number</i>	<i>Qty.</i>	<i>Description</i>
1	102-5918SK	1	Timing Mechanism Assy., Gateway (Stand-Alone)
2	102-5049	1	Panel, Gateway, Decoder (Stand-Alone Models Only)
3	118-0496	1	Power Supply Cover, Gateway, Decoder"
4	102-5048SK	1	Door, Gateway Decoder
5	363-3785	1	Lock Assy. W/Keys
6	102-5047SK	1	Cabinet, Gateway Decoder
7	118-0540	1	Power Supply, Ac/Dc, Gateway, Decoder
8	118-0475	1	Power Supply Bracket, Upper
9	102-9741	1	Ttf, Filter Assembly
10	363-3361	1	Switch, Circuit Breaker, 1.5 A
11	363-8650	1	Terminal Block, 3-Position
12	118-0582	1	Motherboard Assembly With Tricomm, Gateway, Decoder
13	102-7693SK	1	Pcb Assy., Gateway Daughterboard
14	363-8506	8	Fuse, 5 X 20Mm, Fast, 3.15A, 250V



TDC 2-Wire Decoder System, Post Aug-2012 (continued)

Sentinel Central Control System



Sentinel Central Control System (continued)

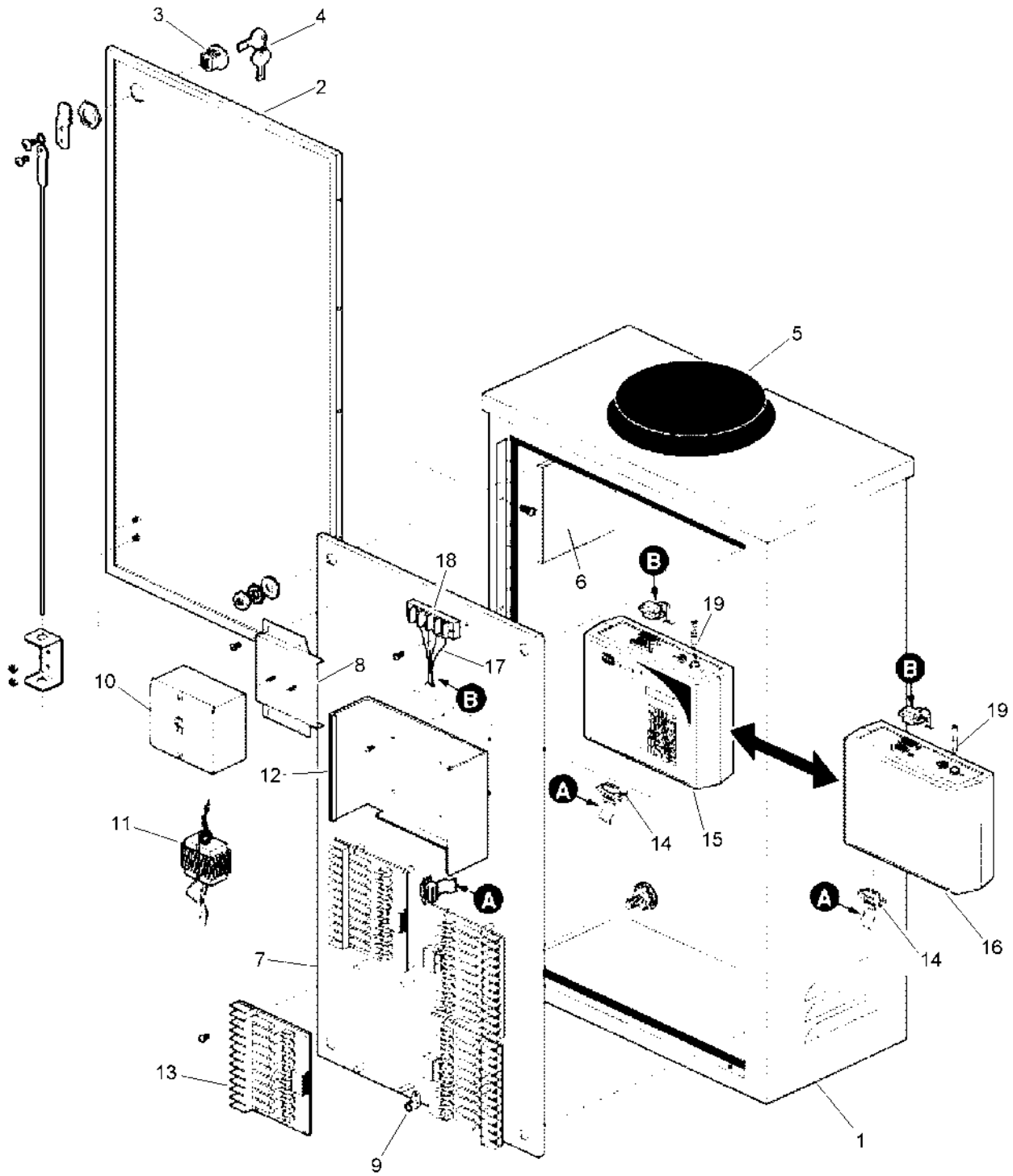
<i>Ref.</i>	<i>Part Number</i>	<i>Qty.</i>	<i>Description</i>	<i>Ref.</i>	<i>Part Number</i>	<i>Qty.</i>	<i>Description</i>
1	102-2376	1	Central Interface Module Assembly ▲	9		1	Power Supply, Telephone Modem ■
2	102-2375	1	Cpu Cable Assembly	10		1	Computer Cable Assembly, Telephone Modem ■
3	102-2377	1	Power Supply, Central Interface Module, 115/16 V A.C., 1 Amp	11		1	Computer Cable Assembly, Adapter ■
4	102-2379	1	Base Antenna Assembly (Includes Items 5 & 6 And Wall-Mount Brackets)	12		1	Cable Assembly, Telephone ■
5	102-4908	1	Grounding Assembly, Antenna (Includes Item 6 And Insulation Kit)	13	102-3407	1	Fuse, 1 Amp, Slow Blow (10-Pack)
6	363-1553	1	Lug, Grounding		102-4929		Tripod Stand, Antenna ●
7	102-2378	1	Antenna Cable, 50' (15 M)		102-2447	1	Programming Kit, Radio Frequency ▲●
8	102-2384	1	Phone Modem Assembly (Includes Items 9-11)				

● Not illustrated

▲ Order Through Finished Goods Distribution System - Minneapolis

■ Not serviced separately

Sentinel Satellite - Wall Mount



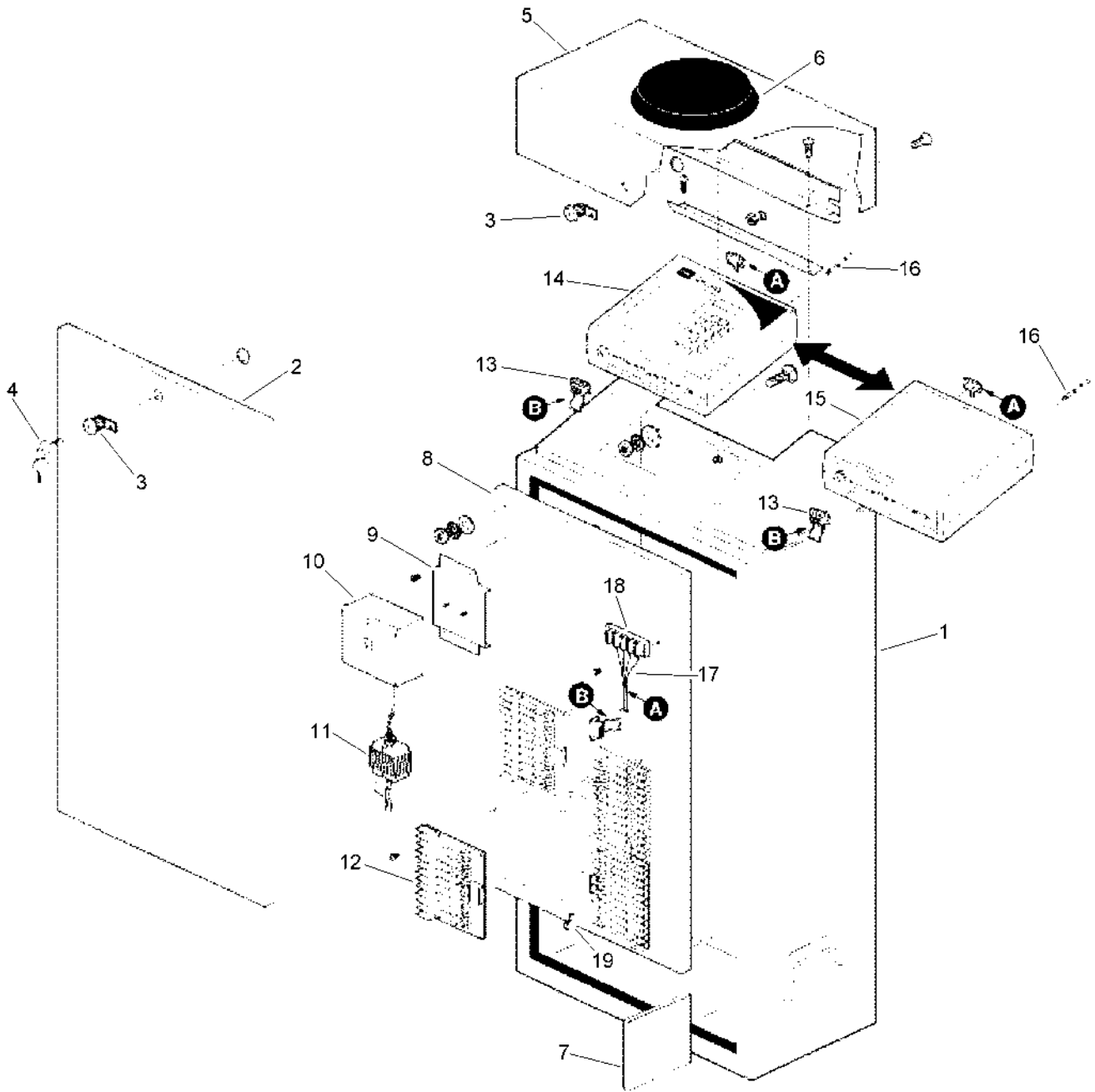
Sentinel Satellite - Wall Mount (continued)

<i>Ref.</i>	<i>Part Number</i>	<i>Qty.</i>	<i>Description</i>	<i>Ref.</i>	<i>Part Number</i>	<i>Qty.</i>	<i>Description</i>
1	102-2370	1	Enclosure, Tall Wall Mount W/O Backplate (Includes Items 1-6)	14	102-4927	1	Output Cable, 14", 24-48 Station ■
2	102-4917	1	Door Assembly W/Lock Mechanism (Includes Items 3 & 4)	14	102-4928	1	Output Cable, 18", 36-48 Station ■
3	102-4919	2	Lock Assembly, Door (Includes Lock, Keys, And Rod Mechanism)	15	102-4913	1	Control Module Assembly, Satellite, 12 Station ■
4	363-2789	1	Key, Ch-71	15	102-2373	1	Control Module Assembly, Satellite, 24 Station ■
5	102-4912	1	Antenna Assembly, Pancake Type	15	102-4914	1	Control Module Assembly, Satellite, 36 Station ■
6	102-4931	2	Filter, Enclosure Vent Louver	15	102-2372	1	Control Module Assembly, Satellite, 48 Station ■
7	102-4910	1	Back Plate Assembly (Includes Items 8-11)	16	102-4956	1	Control Module Assembly, Mapto, 12 Station ■
8		1	Mounting Bracket, Junction Box ●	16	102-4957	1	Control Module Assembly, Mapto, 24 Station ■
9	363-1553	1	Lug, Grounding	16	102-4958	1	Control Module Assembly, Mapto, 36 Station ■
10	363-4635	1	Toggle Switch W/ Receptacle	16	102-4959	1	Control Module Assembly, Mapto, 48 Station ■
11	102-2369	1	Power Transformer, 115/24 V A.C., 50 Va	17	102-4955	1	Cable Assembly, Data Retrieval
12	102-4918	1	Mounting Bracket, Satellite Module	18		1	Terminal Strip ●
13	102-2368	1	Output Pc Board ■	19	102-3406	2	Fuse, 2 Amp , Slow-Blow (10-Pack)
14	102-4926	1	Output Cable, 6", 12-48 Station ■				

● Not serviced separately

■ Order Through Finished Goods Distribution System - Minneapolis

Sentinel Satellite - Pedestal Mount



Sentinel Satellite - Pedestal Mount (continued)

<i>Ref.</i>	<i>Part Number</i>	<i>Qty.</i>	<i>Description</i>	<i>Ref.</i>	<i>Part Number</i>	<i>Qty.</i>	<i>Description</i>
1	102-2371	1	Enclosure, Pedestal W/O Backplate (Includes Items 1-7)	14	102-4913	1	Control Module Assembly, Satellite, 12 Station ♦
2	102-4916	1	Door Assembly, Pedestal Enclosure W/Lock (Includes Items 3 & 4)	14	102-2373	1	Control Module Assembly, Satellite, 24 Station ♦
3	102-4930	2	Lock Assembly, Door W/Keys	14	102-4914	1	Control Module Assembly, Satellite, 36 Station ♦
4	363-2789	1	Key, Ch-71	14	102-2372	1	Control Module Assembly, Satellite, 48 Station ♦
5	102-4915	1	Top Assembly, Pedestal Enclosure W/Antenna (Includes Item 6)	15	102-4956	1	Control Module Assembly, Mapto, 12 Station ♦
6	102-4912	1	Antenna Assembly, Pancake Type	15	102-4957	1	Control Module Assembly, Mapto, 24 Station ♦
7	102-4931	2	Filter, Enclosure Vent Louver	15	102-4958	1	Control Module Assembly, Mapto, 36 Station ♦
8	102-4910	1	Back Plate Assembly (Includes Items 9-11 & 17)	15	102-4959	1	Control Module Assembly, Mapto, 48 Station ♦
9		1	Mounting Bracket, Junction Box ▲	16	102-3406	4	Fuse, 2 Amp , Slow-Blow (10-Pack)
10	363-4635	1	Junction Box W/Transformer	17	102-4955	1	Cable Assembly, Data Retrieval (Includes Item 16)
11	102-2369	1	Power Transformer, 115/24 V A.C., 50 Va	18		1	Terminal Strip ▲
12	102-2368	1	Output Pc Board ♦	19	363-1553	1	Lug, Grounding
13	102-4924	1	Output Cable, 24", 12-48 Station ♦		102-3406	2	Fuse, 2 Amp , Slow-Blow (10-Pack)(Used In Control Module Assembly) ■●
13	102-4925	1	Output Cable, 30", 24-48 Station ♦				

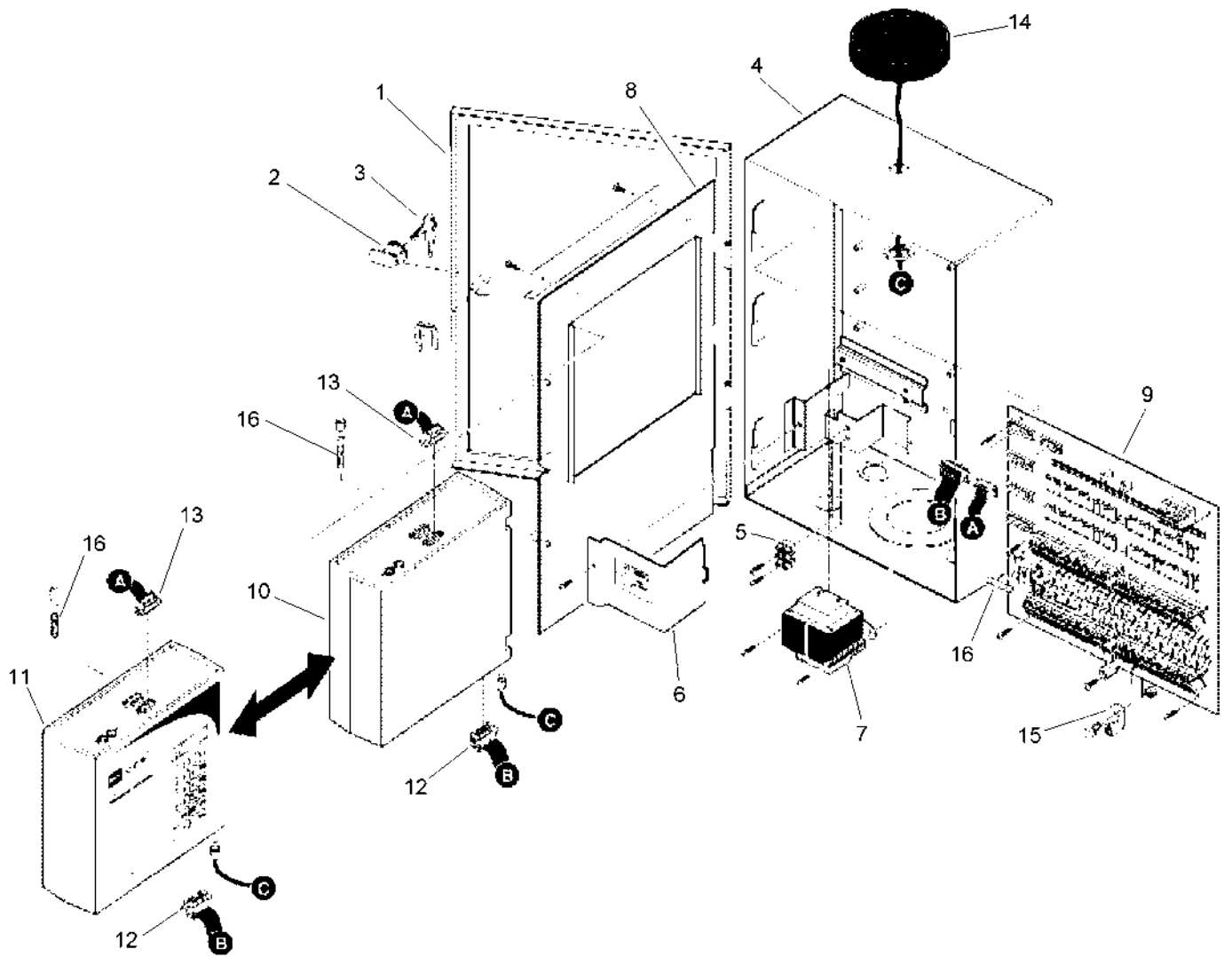
● SERVICE ITEMS

▲ Not serviced separately

◆ Order Through Finished Goods Distribution System - Minneapolis

■ Not illustrated

Sentinel Map To Assy - Sm Metal Wall Mt



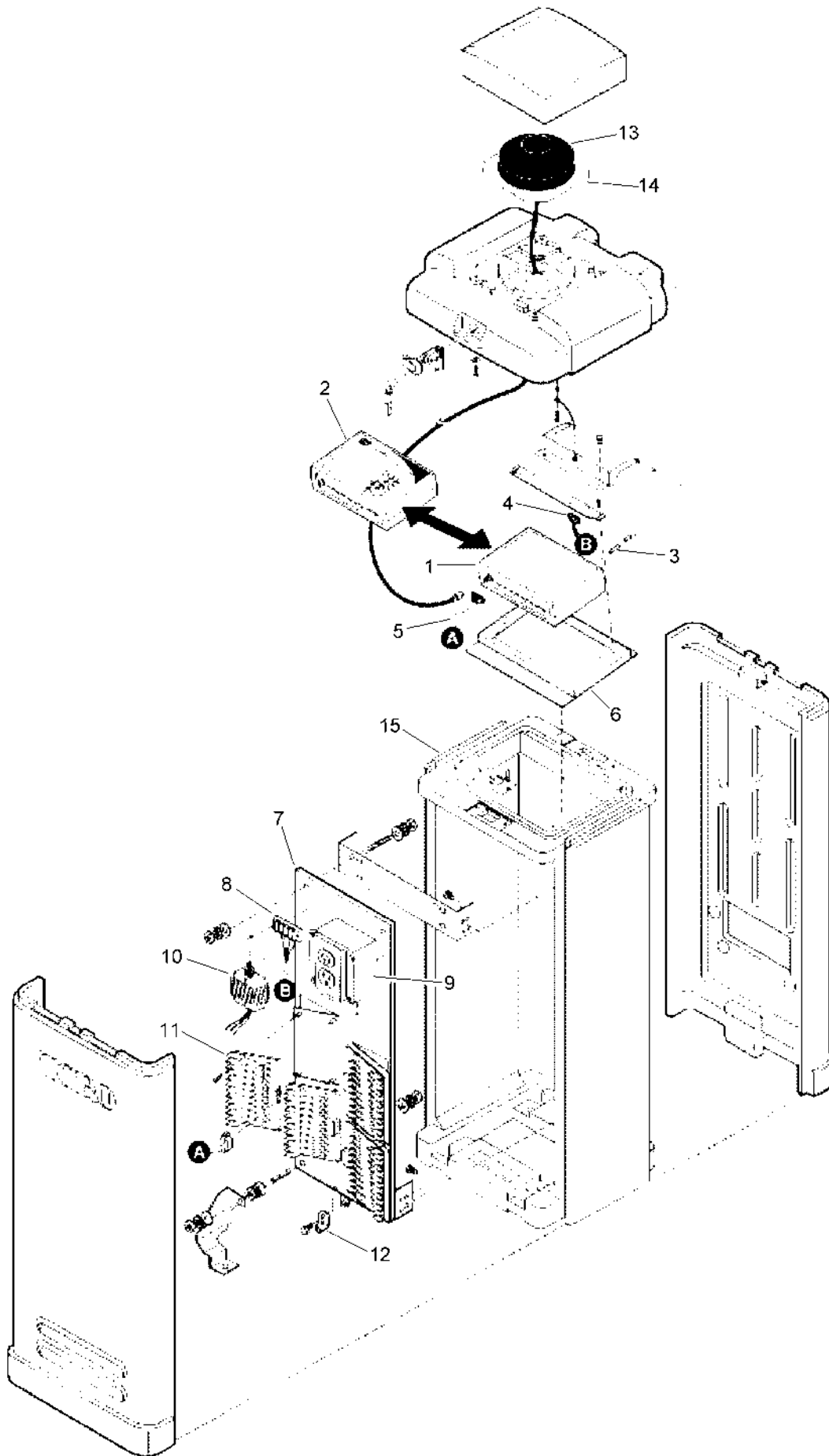
Sentinel Map To Assy - Sm Metal Wall Mt (continued)

<i>Ref.</i>	<i>Part Number</i>	<i>Qty.</i>	<i>Description</i>	<i>Ref.</i>	<i>Part Number</i>	<i>Qty.</i>	<i>Description</i>
1	102-3527	1	Cover, Outer Door (Includes Items 2 And 3)	10	102-2372	1	Control Module Assembly, Satellite, 48 Station ■
2	102-3529	1	Lock Assembly, Door With Keys	11	102-4956	1	Control Module Assembly, Mapto, 12 Station ■
3	360-0565	2	Keys, 2 With Ring	11	102-4957	1	Control Module Assembly, Mapto, 24 Station ■
4	102-3537	4	Rear Case (Includes Items 5 & 6)	11	102-4958	1	Control Module Assembly, Mapto, 36 Station ■
5	102-3535	1	Cover, Power Supply	11	102-4959	1	Control Module Assembly, Mapto, 48 Station ■
6		1	Terminal Block, 3-Position ●	12	102-4928	1	Cable Assembly, Output, 18"
7	102-3534	2	Transformer, 120 V A.C., 60 Hz, 50 Va	13		1	Cable Assembly, Data Retrieval ●
8		1	Cover, Inner Door ●	14	102-4912	1	Antenna Assembly, Pancake Type
9		1	Output Board ●	15	363-1553	2	Lug, Grounding
10	102-4913	1	Control Module Assembly, Satellite, 12 Station ■	16	102-3406	4	Fuse, 2 Amp , Slow-Blow (10-Pack)
10	102-2373	1	Control Module Assembly, Satellite, 24 Station ■				
10	102-4914	1	Control Module Assembly, Satellite, 36 Station ■				

● Not serviced separately

■ Order Through Finished Goods Distribution System - Minneapolis

Sentinel Map To Assy - Plastic Pedestal Cabinet



Sentinel Map To Assy - Plastic Pedestal Cabinet (continued)

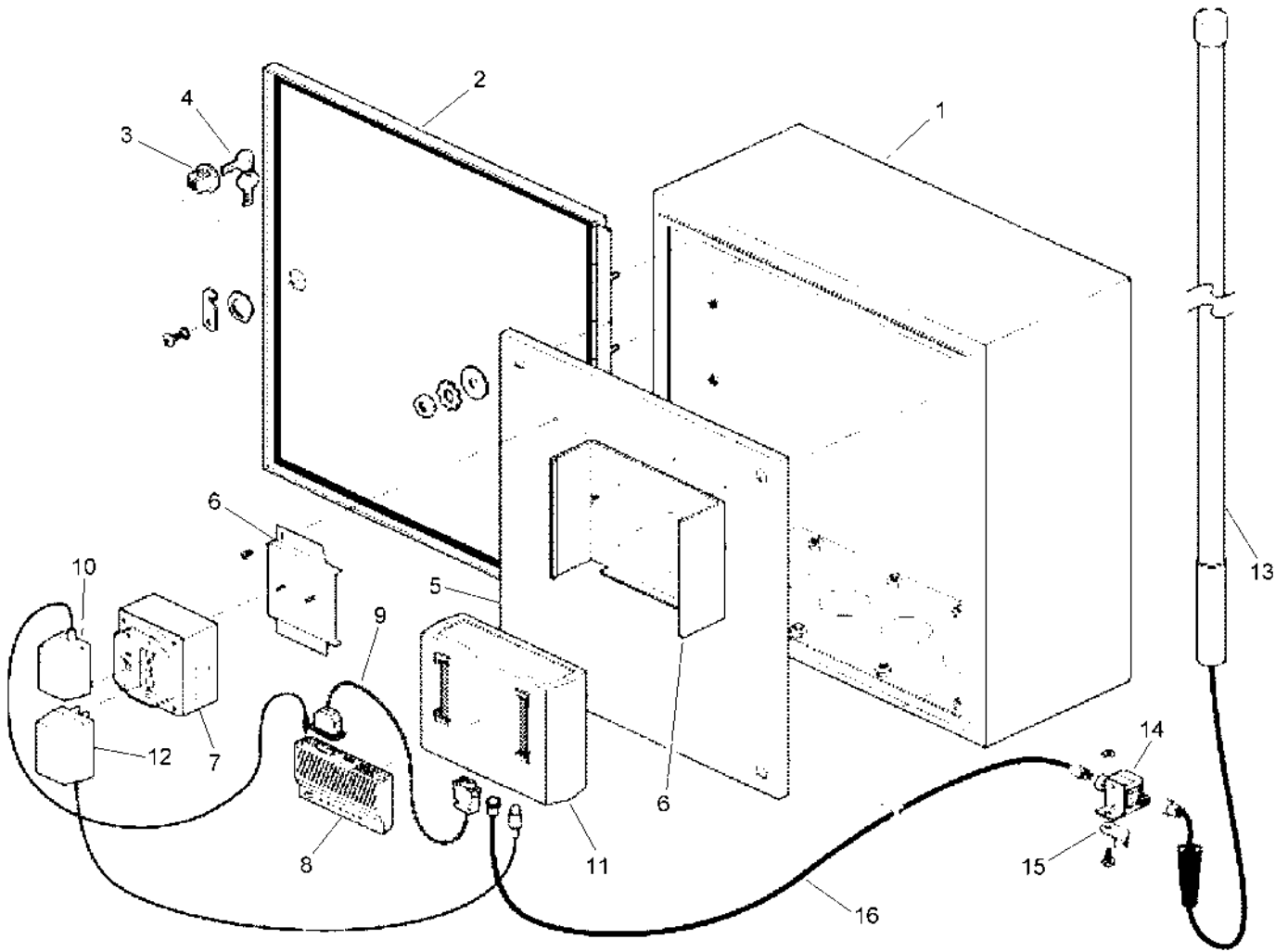
<i>Ref.</i>	<i>Part Number</i>	<i>Qty.</i>	<i>Description</i>	<i>Ref.</i>	<i>Part Number</i>	<i>Qty.</i>	<i>Description</i>
1	102-4913	1	Control Module Assembly, Satellite, 12 Station ▲	5	102-4955	1	Cable Assembly, Data Retrieval (Includes Item 7) ▲
1	102-2373	1	Control Module Assembly, Satellite, 24 Station ▲	6		1	Mounting Bracket Assy., Control Module ●
1	102-4914	1	Control Module Assembly, Satellite, 36 Station ▲	7		1	Back Plate Assembly ●
1	102-2372	1	Control Module Assembly, Satellite, 48 Station ▲	8		1	Terminal Strip ●
2	102-4956	1	Control Module Assembly, Mapto, 12 Station ▲	9	363-4635	1	Toggle Switch W/ Receptacle
2	102-4957	1	Control Module Assembly, Mapto, 24 Station ▲	10	102-2369	1	Power Transformer, 115/24 Vac, 60 Hz, 50 Va
2	102-4958	1	Control Module Assembly, Mapto, 36 Station ▲	11	102-2368	1	Output Pcb Assembly ■
2	102-4959	1	Control Module Assembly, Mapto, 48 Station ▲	12	363-1553	1	Lug, Grounding
3	102-3406	1	Fuse, 2 Amp , Slow-Blow (10-Pack)	13	102-4912	1	Antenna Assembly, Pancake Type
4	102-4924	2	Cable Assembly, Output, 24" ▲	14		1	Ground Plane, Antenna ●
4	102-4925	2	Cable Assembly, Output, 30" ▲	15		1	Satellite Plastic Pedestal & Components (See Satellite Plastic Pedestal Section For Details.) ●

● Not serviced separately

▲ Order Through Finished Goods Distribution System - Minneapolis

■ Quantity Varies With Model

Sentinel Remote Transceiver



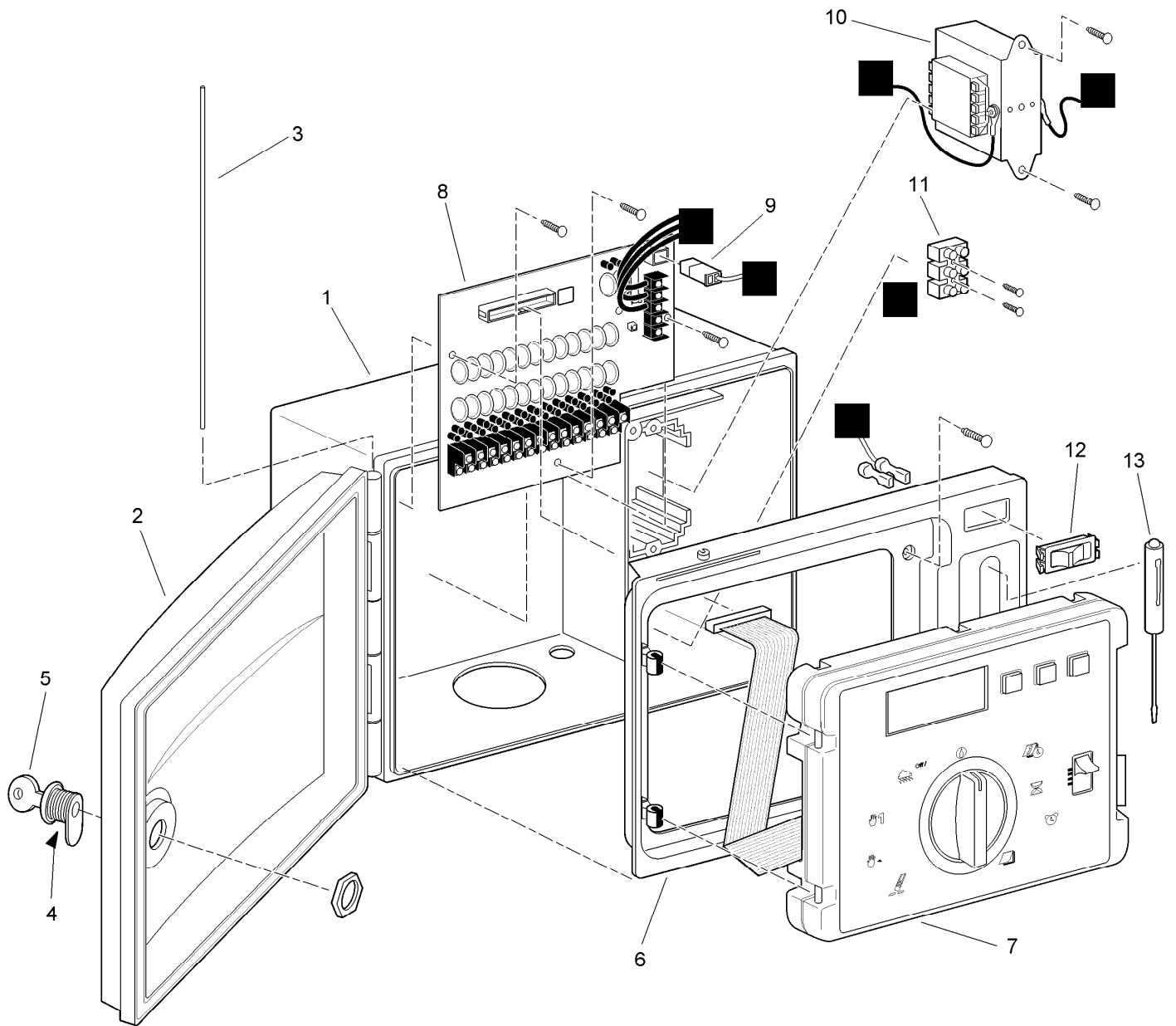
Sentinel Remote Transceiver (continued)

<i>Ref.</i>	<i>Part Number</i>	<i>Qty.</i>	<i>Description</i>	<i>Ref.</i>	<i>Part Number</i>	<i>Qty.</i>	<i>Description</i>
1	102-4920	1	Enclosure, Wall-Mount, Small, W/O Back Plate (Includes Items 2-4)	11	102-2386	1	Control Module Assembly, Remote Transceiver
2	102-4923	1	Door Assembly W/Lock (Includes Items 3 & 4)	12	102-2377	1	Power Supply, Central Interface Module, 115/16 V A.C., 1A
3	102-4930	1	Lock Assembly, Door W/Keys	13	102-2379	1	Base Antenna Assembly (Includes Item 14 And Wall Mount Brackets)
4	363-2789	1	Key, Ch-71 (Includes 2 Keys)	14	102-4908	1	Grounding Assembly, Antenna (Includes Item 15 And Insulation Kit)
5	102-4921	1	Back Plate, Small	15	363-1553	1	Lug, Grounding
6	102-4918	1	Mounting Bracket, Satellite Module	16	102-2378	1	Antenna Cable, 50' (15 M)
7	102-4922	1	Junction Box Assembly, Srta		102-3407	1	Fuse, 1 Amp, Slow Blow, 3Ag ●
8	102-2384	1	Phone Modem Assembly (Includes Items 9 & 10)		102-4929		Tripod Stand, Antenna ●
9	102-2385	1	Cable Assembly, Telephone Modem				
10		1	Power Supply, Telephone Modem ■				

● Not illustrated

■ Not serviced separately

Custom Command 9 through 24 Station - Plastic



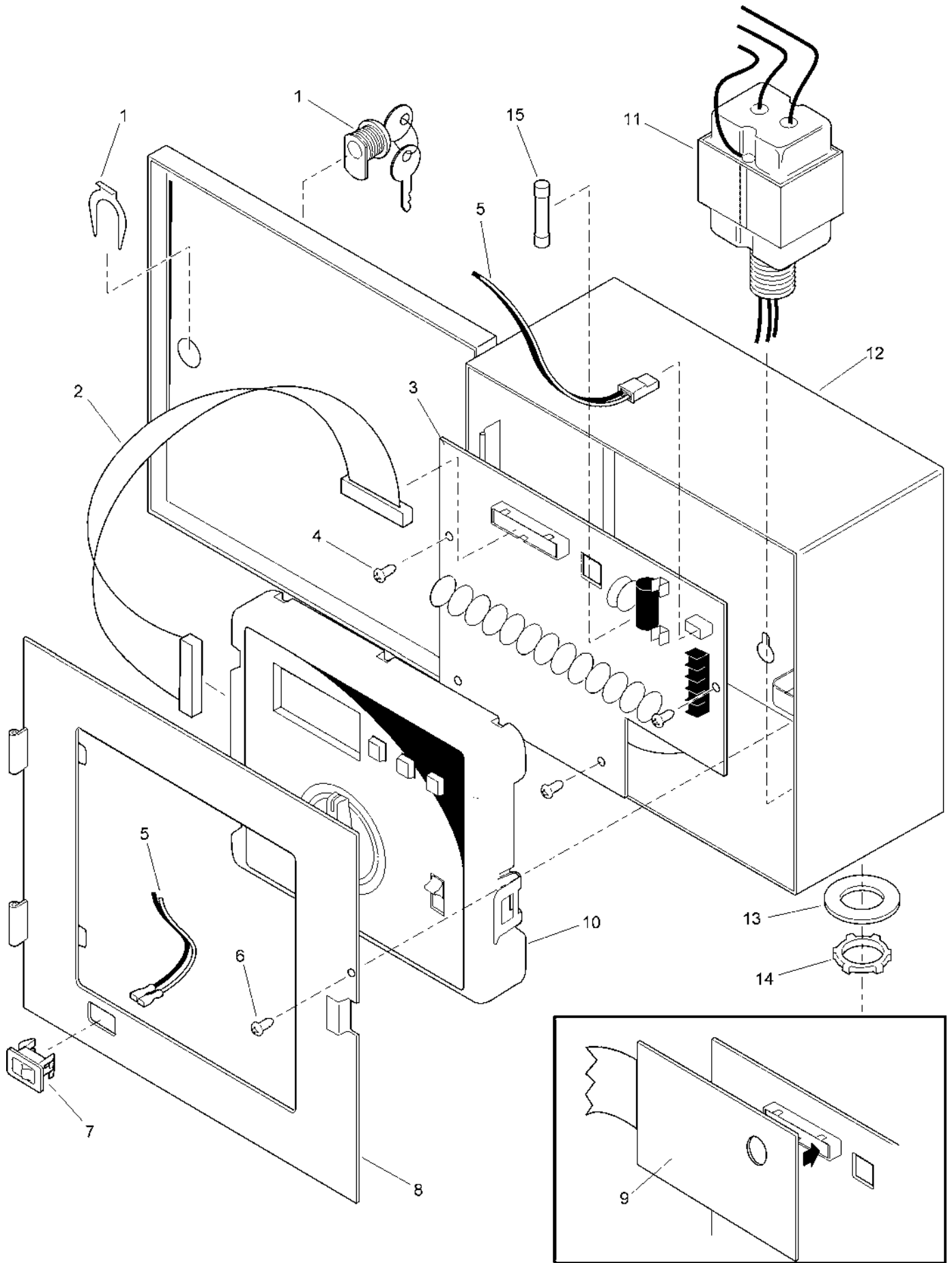
Custom Command 9 through 24 Station - Plastic (continued)

<i>Ref.</i>	<i>Part Number</i>	<i>Qty.</i>	<i>Description</i>	<i>Ref.</i>	<i>Part Number</i>	<i>Qty.</i>	<i>Description</i>
1	89-9641	1	Case, Back, Plastic	8	89-9833	1	Pcb Assy., 9-Station
2	89-9642	1	Cover, Case, Plastic	8	89-9834	1	Surge Board, 12-Station
3	89-9872	1	Pin, Hinge	8	89-9890	1	Surge Board, 15-Station
4	363-3884	1	Lock Assy.	8	89-9891	1	Surge Board, 18-Station
5	360-0565	2	Key	8	89-9892	1	Surge Board, 24-Station
6	89-9643	1	Faceplate	9	1077601	1	Wire Harness
7		1	Timing Mechanism Module, 6-Station ▲	10	89-9624	1	Transformer Assy., 120 V A.C., 50Va
7	102-7804	1	Timing Mechanism Module, 9-Station	10	89-9623	1	Transformer Assy., 220?240 V A.C., 50Va
7	102-7805	1	Timing Mechanism Module, 12-Station	11		1	Terminal Block ▲
7	102-7806	1	Timing Mechanism Module, 15-Station	12	1077501	1	Slide Switch
7	102-7807	1	Timing Mechanism Module, 18-Station	13	363-3885	1	Screwdriver, Toro
7	102-7808	1	Timing Mechanism Module, 24-Station		102-2656		Kit, Service, Surge Board, 12-Station (Export Models Only) ■
8	89-9832	1	Pcb Assy., 6-Station		102-2657		Kit, Service, Surge Board, 24-Station (Export Models Only) ● ■

● SERVICE ITEMS
▲ Not serviced separately

■ Not illustrated

Custom Command 12-24 Station - Metal Cabinet



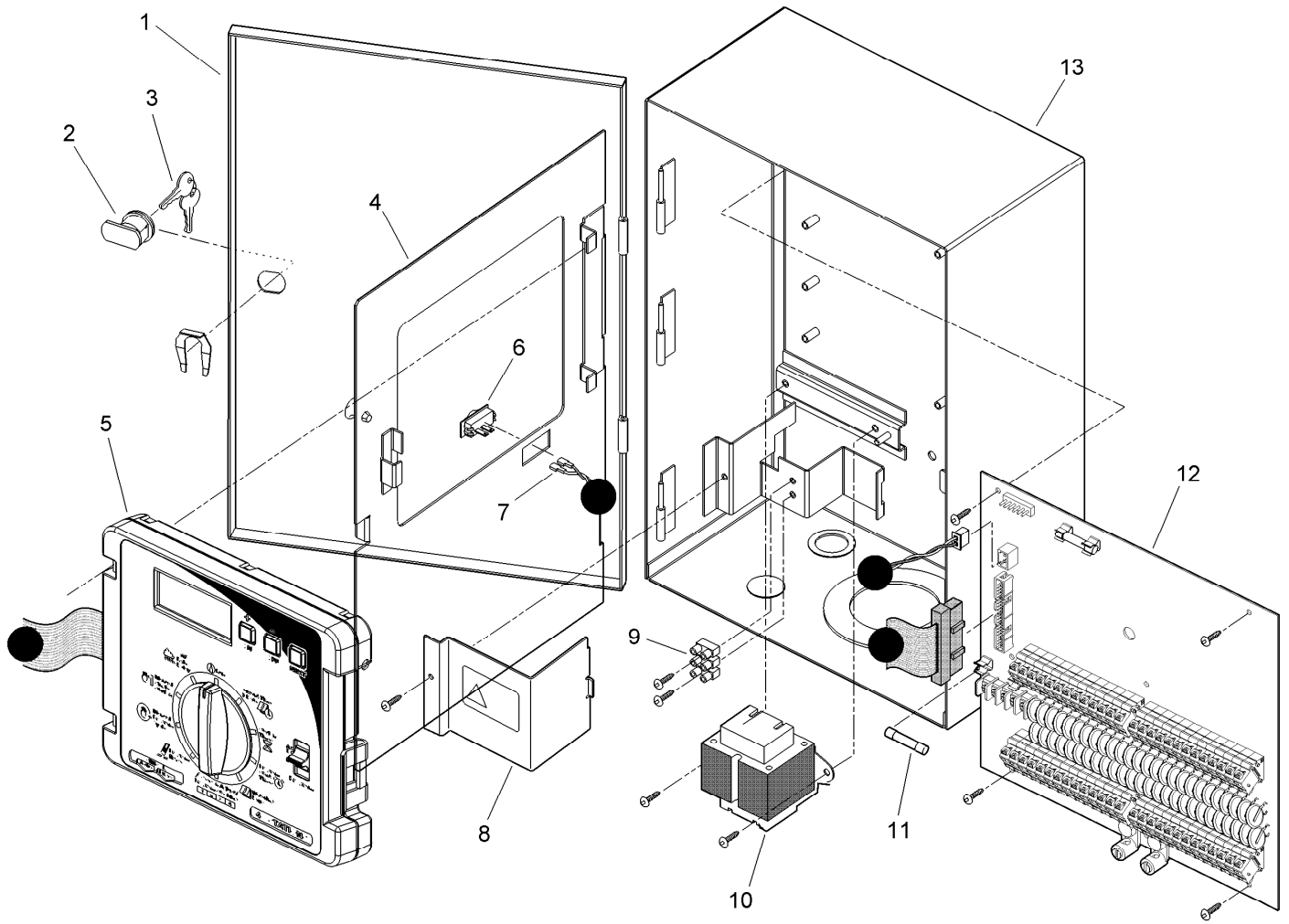
Custom Command 12-24 Station - Metal Cabinet (continued)

<i>Ref.</i>	<i>Part Number</i>	<i>Qty.</i>	<i>Description</i>	<i>Ref.</i>	<i>Part Number</i>	<i>Qty.</i>	<i>Description</i>
1	363-3785	1	Lock Assy. W/Keys	10	102-7808	1	Timing Mechanism Module, 24-Station
2	1073302	1	Cable Harness	11	615901-H	1	Transformer, 120 V A.C.
3	89-9834	1	Surge Board, 12-Station	12	1080101	1	Case Assy., Metal (120 V A.C. Models Only)
3	89-9890	1	Surge Board, 15-Station	13	657401	1	Washer
3	89-9891	1	Surge Board, 18-Station	14	8619	1	Nut, Conduit, 1/2 Inch
3	89-9892	1	Surge Board, 24-Station	15	102-3406	1	Fuse, 2 Amp , Slow-Blow (10-Pack)
4			Screw ▲		102-2656	1	Kit, Service, Surge Board, 12-Station (Export Models Only) ●■
5	1077601	1	Wire Harness		102-2657	1	Kit, Service, Surge Board, 24-Station (Export Models Only) ●■
6			Screw ▲		R89-9255	1	Kit, Transformer, 220 V A.C. 50 Hz, 50 Va (Export Models Only) ●■
7	1077501	1	Slide Switch				
8	89-9175	1	Panel, Mounting				
9	89-9159	1	Pct Connector To Terminal Board				
10	102-7805	1	Timing Mechanism Module, 12-Station				
10	102-7806	1	Timing Mechanism Module, 15-Station				
10	102-7807	1	Timing Mechanism Module, 18-Station				

● SERVICE ITEMS
▲ Not serviced separately

■ Not illustrated

Custom Command 36 and 48 Stn - Metal Cabinet

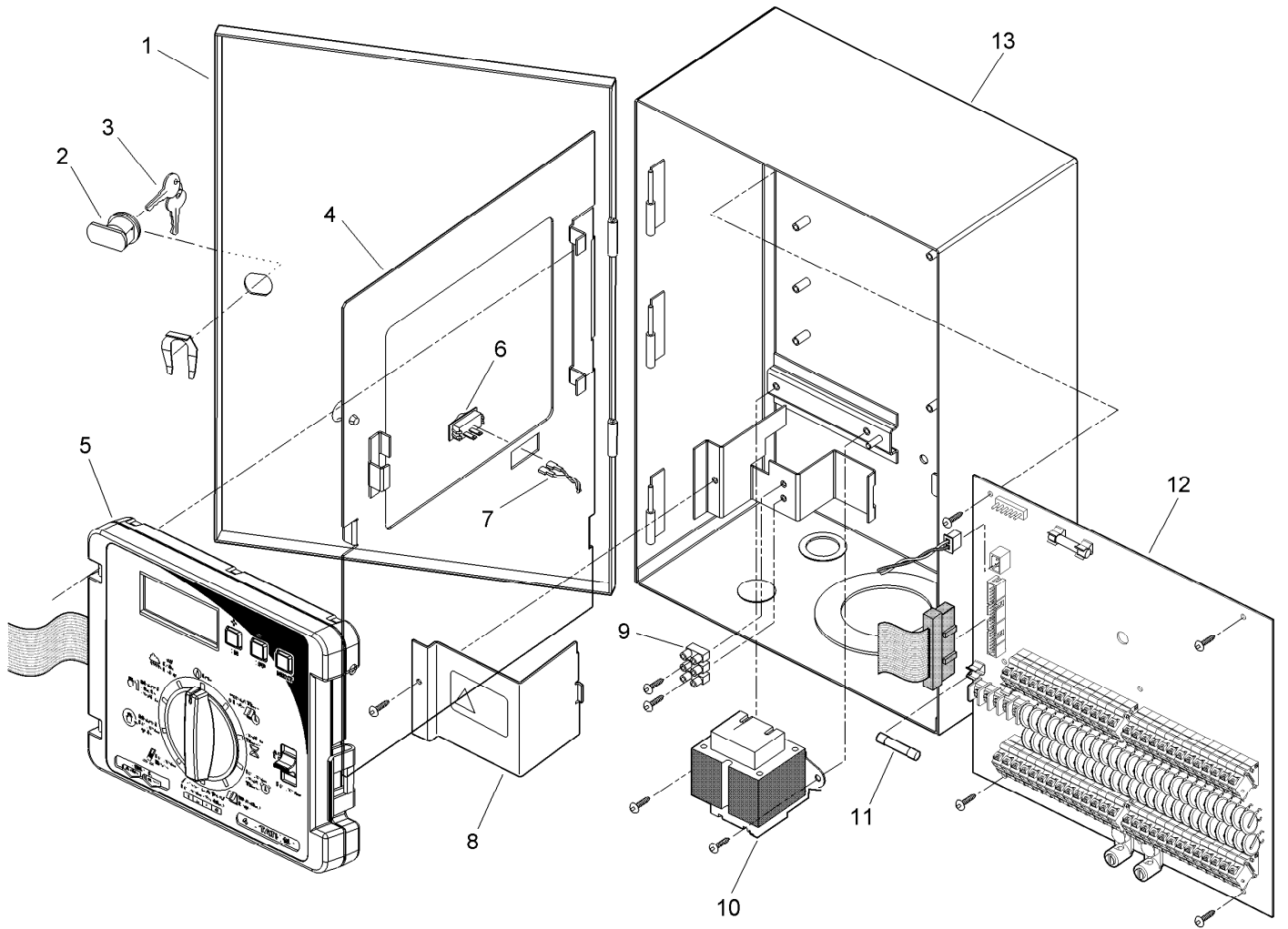


Custom Command 36 and 48 Stn - Metal Cabinet (continued)

<i>Ref.</i>	<i>Part Number</i>	<i>Qty.</i>	<i>Description</i>	<i>Ref.</i>	<i>Part Number</i>	<i>Qty.</i>	<i>Description</i>
1	102-3527	1	Cover, Outer Door (Includes Items 2 & 3)	9		1	Terminal Block, 3-Position ●
2	102-3529	1	Lockset (Includes Item 3)	10	102-3534	1	Transformer, 120 V A.C., 60 Hz (Domestic Model)
3	360-0565	1	Keys, 2 With Ring	10	R89-9255	1	Kit, Transformer, 220 V A.C. 50 Hz, 50 Va (International Model)
4	102-3528	1	Cover, Inner Door	11	102-3406	2	Fuse, 2 Amp , Slow-Blow (10-Pack)
5	102-3530	1	Timing Mechanism Module, 36-Station	12	102-3532	1	Output Board, 36-Station
5	102-3531	1	Timing Mechanism Module, 48-Station	12	102-3533	1	Output Board, 48-Station
6	1077501	1	Slide Switch	13	102-3537	1	Rear Case (Includes Items 7 & 8)
7	1077601	1	Wire Harness				
8	102-3535	1	Cover, Power Supply				

● Not serviced separately

Custom Command 48 Station

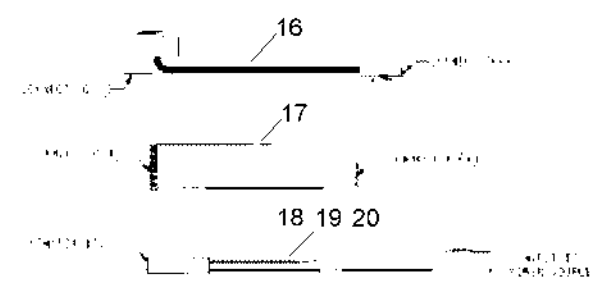
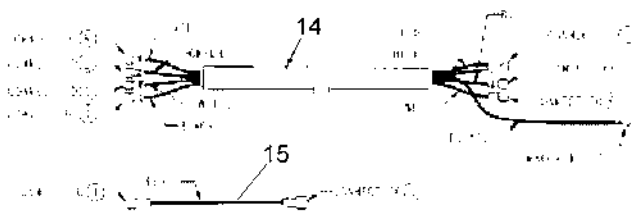
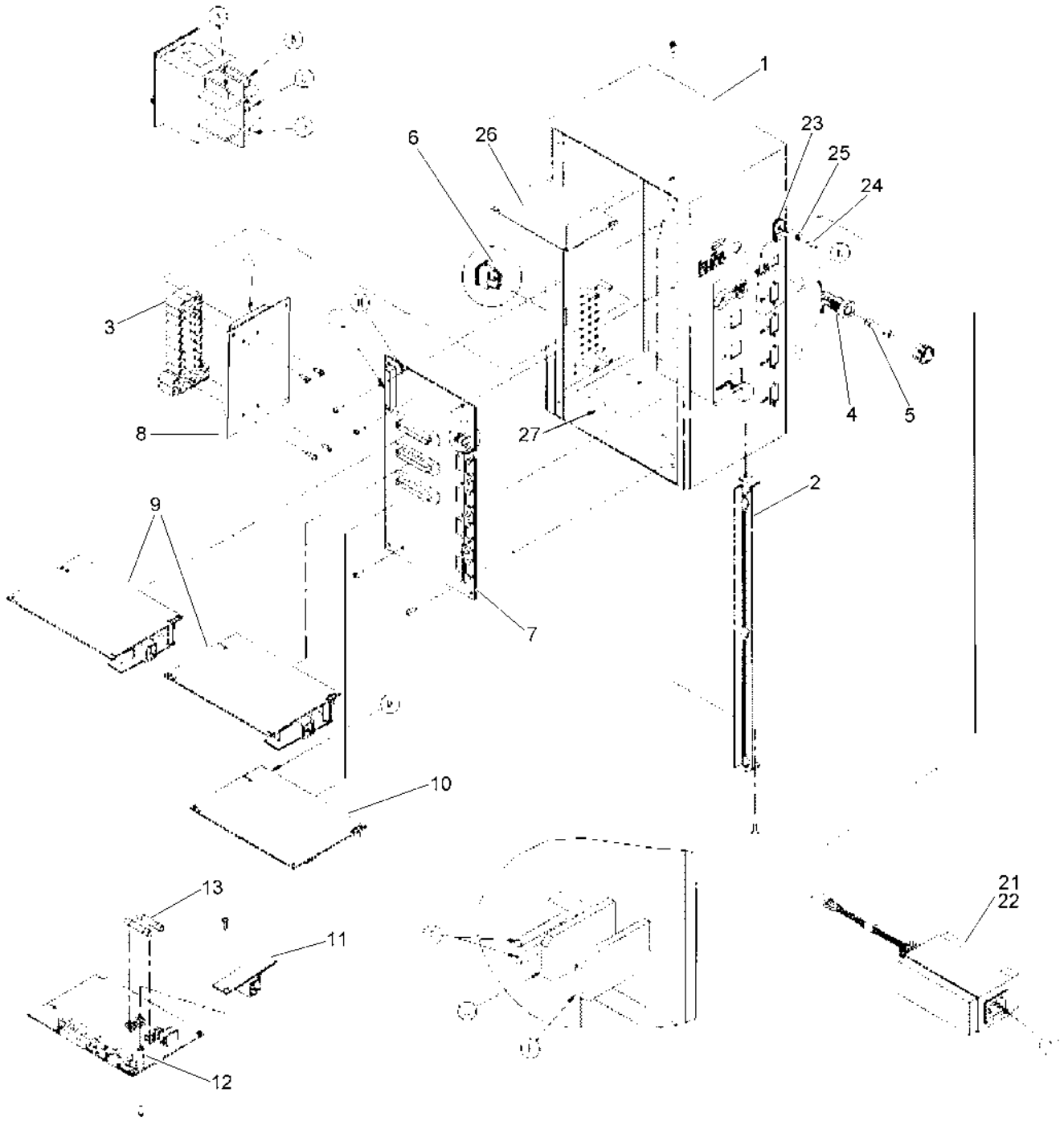


Custom Command 48 Station (continued)

<i>Ref.</i>	<i>Part Number</i>	<i>Qty.</i>	<i>Description</i>	<i>Ref.</i>	<i>Part Number</i>	<i>Qty.</i>	<i>Description</i>
1	102-3527	1	Cover, Outer Door (Includes Items 2 And 3)	9		1	Terminal Block, 3-Position ●
2	102-3529	1	Lockset (Includes Item 3)	10	102-3534	1	Transformer, 120 V A.C., 60 Hz (Domestic Model)
3	360-0565	1	Keys, 2 W/Ring	10	R89-9255	1	Transformer, 220 V A.C., 50 Hz (International Model)
4	102-3528	1	Cover, Inner Door	11	102-3406	2	Fuse, 2 Amp, 250V, Slow-Blow (10-Pack)
5	102-3531	1	Timing Mechanism Module, 48-Station	12	102-3533	1	Output Board, 48-Station
6	1077501	1	Slide Switch	13	102-3537	1	Rear Case (Includes Items 7 And 8)
7	1077601	1	Cable Assembly				
8	102-3535	1	Cover, Power Supply				

● Not serviced separately

SitePro Field Interface Unit (FIU)



SitePro Field Interface Unit (FIU) (continued)

<i>Ref.</i>	<i>Part Number</i>	<i>Qty.</i>	<i>Description</i>	<i>Ref.</i>	<i>Part Number</i>	<i>Qty.</i>	<i>Description</i>
1		1	Housing, Snxc, Fiu ▲	23	1-7204	1	Clamp, Electric
2	102-0867	1	Fiu Bracket ●	24	4-1063	1	Screw, Tap, #6
3	102-0872	1	Front Plate, Led Display ●	25	1-3086	1	Washer, Flat, #6, Brass
4	360-0750	1	Holder, Fuse	26	2011R	1	Communication Radio Assembly, 1-Wireline
5	360-0749	1	Fuse, 1.5 Amp (10-Pack)	26	2012R	1	Communication Radio Assembly, 2-Wireline
6	102-0873	1	Rocker Switch, Power ●	27	102-3125		Radio Adaptor Board
7		1	Pcb Assy., Serial, Back Plane (See Service Items 102-0869 Through 102-0871) ▲		102-1201		Kit, Service, Cable, Sitepro, Fiu (9-Pin Male To 25-Pin Female Serial Cable) ●■
8	102-0872	1	Pcb Assy., Led ●		102-3819		Fuse, 3/4 Amp (Includes Item 13) (10-Pack) ●■
9	102-0864	2	Pcb Assembly, Standard Modem (Includes Items 11, 12 & 13) ●		102-0868		1.5 Amp Fuse Assy. (Includes 1 Each Of Items 4 & 5) ●■
10	102-0866	1	Universal Modem (Includes Item 16) ●		102-0869		Pcb Assy. (Fiu-2010), Serial Back Plane (Includes Item 7) ●■
11		2	Phone Jack Adapter, Standard Modem (See Item 9) ▲		102-0870		Pcb Assy. (Fiu-2020 And Fiu-2011), Serial Back Plane (Includes Item 7) ●■
12		2	Spacer, #6-32 X 15/16" (See Item 9) ▲		102-0871		Pcb Assy. (Fiu-2021), Serial Back Plane (Includes Item 7) ●■
13	102-3819	4	Fuse, 0.75 Amp (10-Pack) ●		102-0397		Fiu Sensor Kit ●◆■
14	102-0875	1	Cable, Fiu Power Switch ●		102-0767		Fiu Additional Surge Protection Kit ●◆■
15	102-0874	1	Wire Assy., Black ●		89-9116		Fiu Wireline Path Upgrade Kit ●◆■
16		1	Cable Assy., Universal Modem (See Item 10) ▲		89-9117		Fiu Radio-Link Accessory Kit ●◆■
17	102-0876	1	Cable Assy., 30-Pin Female Connectors ●				
18	102-0877	1	Power Cord, U.S./Canada ●				
19	102-0879	1	Power Cord, Europe ●				
20	102-0881	1	Power Cord, English ●				
21	102-0878	1	Transformer, 12V D.C., 1.5A ●				
22	102-0882	1	Transformer, Australian, 12V D.C., 1.5A ●				

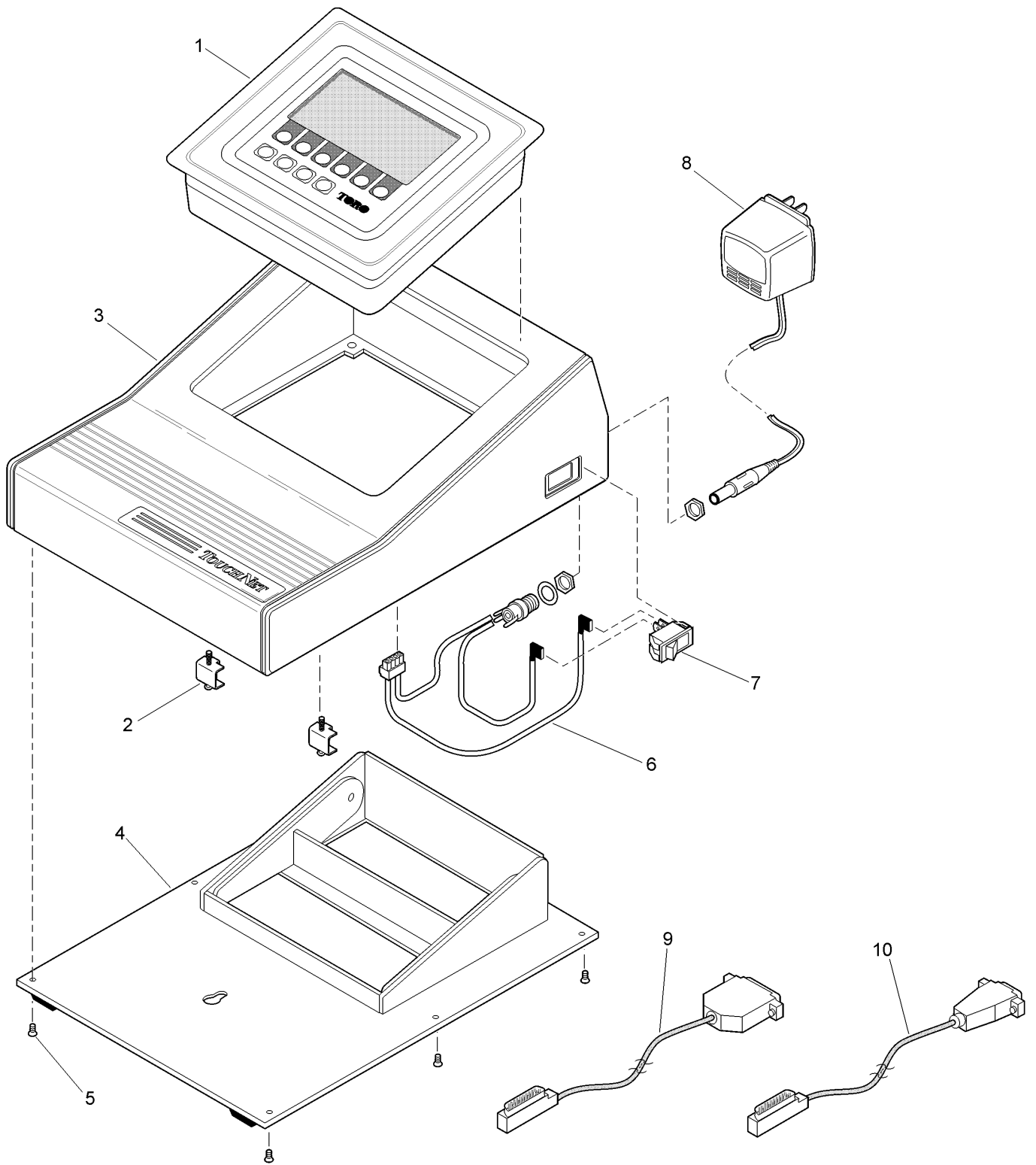
● SERVICE ITEMS

▲ Not serviced separately

◆ Order Through Finished Goods Distribution System - Minneapolis

■ Not illustrated

TouchNet For OSMAC



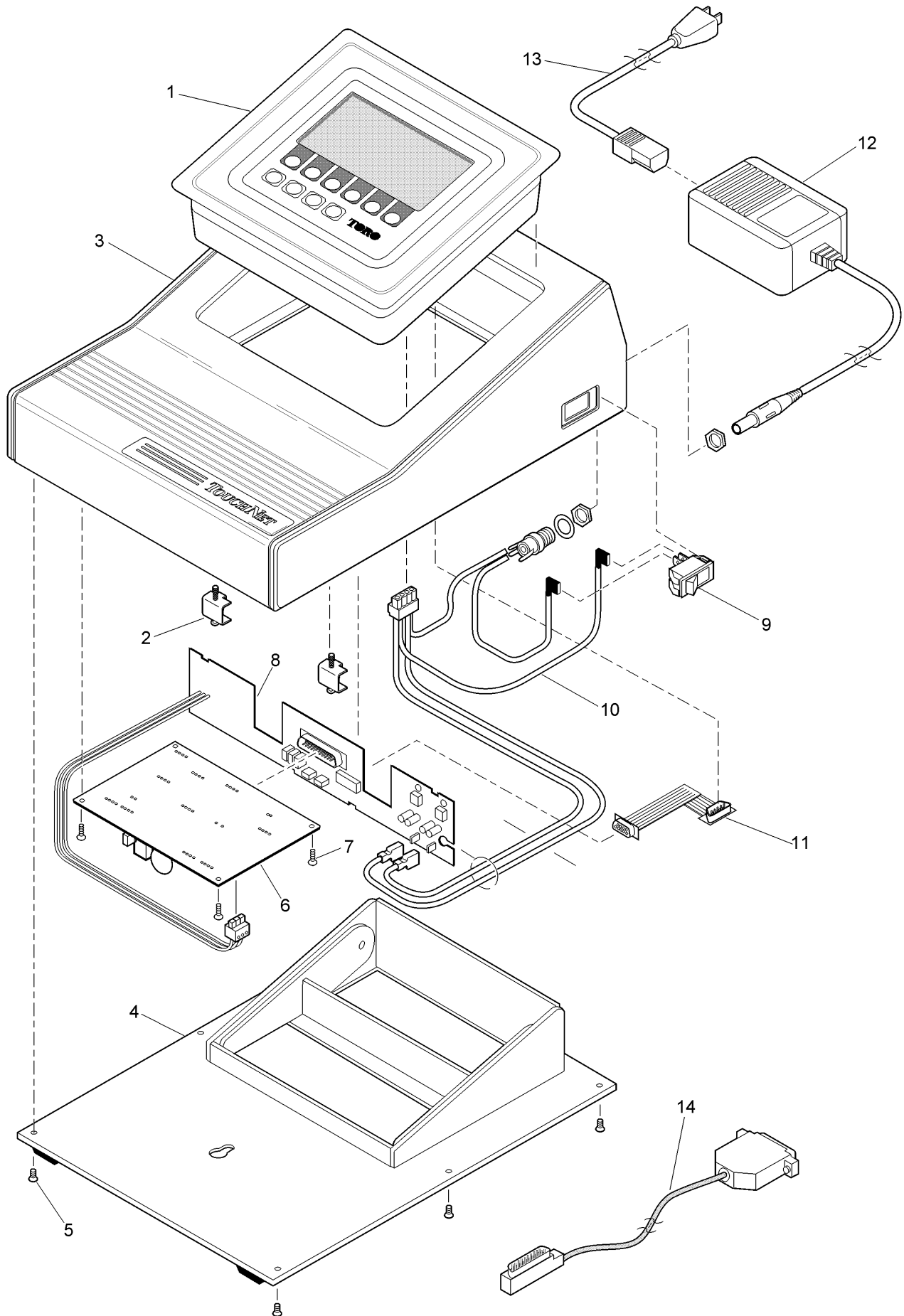
TouchNet For OSMAC (continued)

<i>Ref.</i>	<i>Part Number</i>	<i>Qty.</i>	<i>Description</i>	<i>Ref.</i>	<i>Part Number</i>	<i>Qty.</i>	<i>Description</i>
1	89-8260	1	Data Panel, Touch Net ●	9	363-3537	1	Connection Cable Assembly (Use With Motorola People Finder)
2	363-3549	6	Clamp	9	89-9065	1	Connection Cable Assembly (Use With Handheld Remote Interface)
3	89-8357	1	Housing Assembly (Includes Item 3-5)	10	102-0573	1	Connection Cable Assembly (Use With Toro Wide Or Narrow Band Base Station)
4		1	Base, Housing ■				
5		6	Screw, Housing Base ■				
6	89-8257	1	Wiring Harness Assembly				
7	363-3531	1	Switch, Rocker				
8	363-3535	1	Transformer Assembly, 120 V A.C., 60 Hz				

● Available from NSN

■ Not serviced separately

Touch Net For Network LTC Plus Satellite



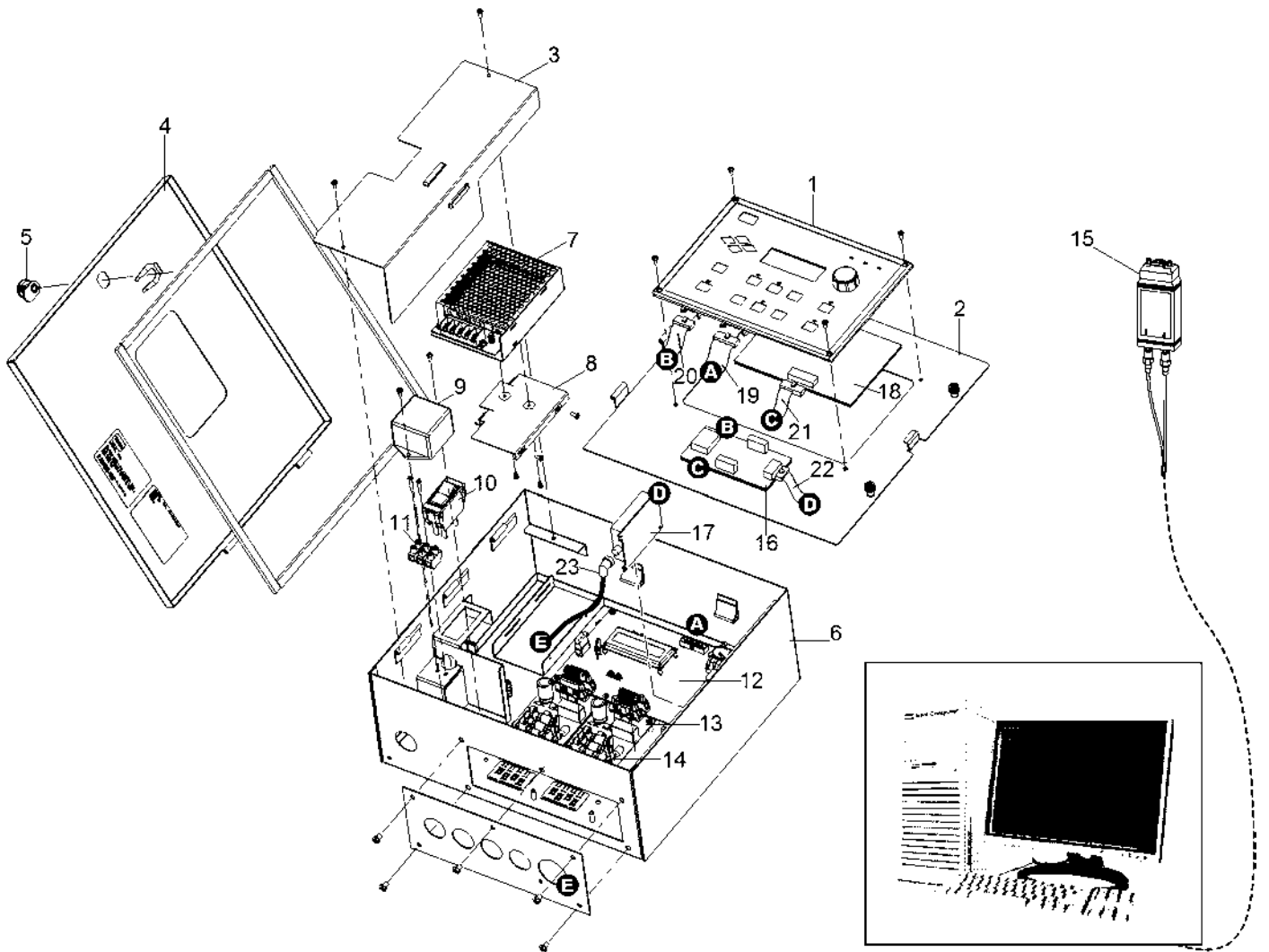
Touch Net For Network LTC Plus Satellite (continued)

<i>Ref.</i>	<i>Part Number</i>	<i>Qty.</i>	<i>Description</i>	<i>Ref.</i>	<i>Part Number</i>	<i>Qty.</i>	<i>Description</i>
1	89-8791	1	Data Panel, Touch Net ●	9	363-3531	1	Switch, Rocker
2	363-3549	6	Clamp	10		1	Wire Harness Assy. ■
3	89-8357	1	Housing Assembly (Includes Items 4 & 5)	11	89-8534	1	Ribbon Cable Assy., Interface
4		1	Base, Housing ■	12	102-0878	1	Transformer, 12V D.C., 1.5 Amp
5		6	Screw, Mach, 4-40, Flt, Csk ■	13	102-0877	1	Power Cord, U.S./Canada
6	102-0864	1	Pcb Assembly, Standard Modem	14	89-9065	1	Connection Cable Assembly (Use With Handheld Remote Interface)
7	363-1355	4	Screw, Tap, #6				
8		1	Pcb Assy., Dtp-To-Modem ■				

● Available from NSN

■ Not serviced separately

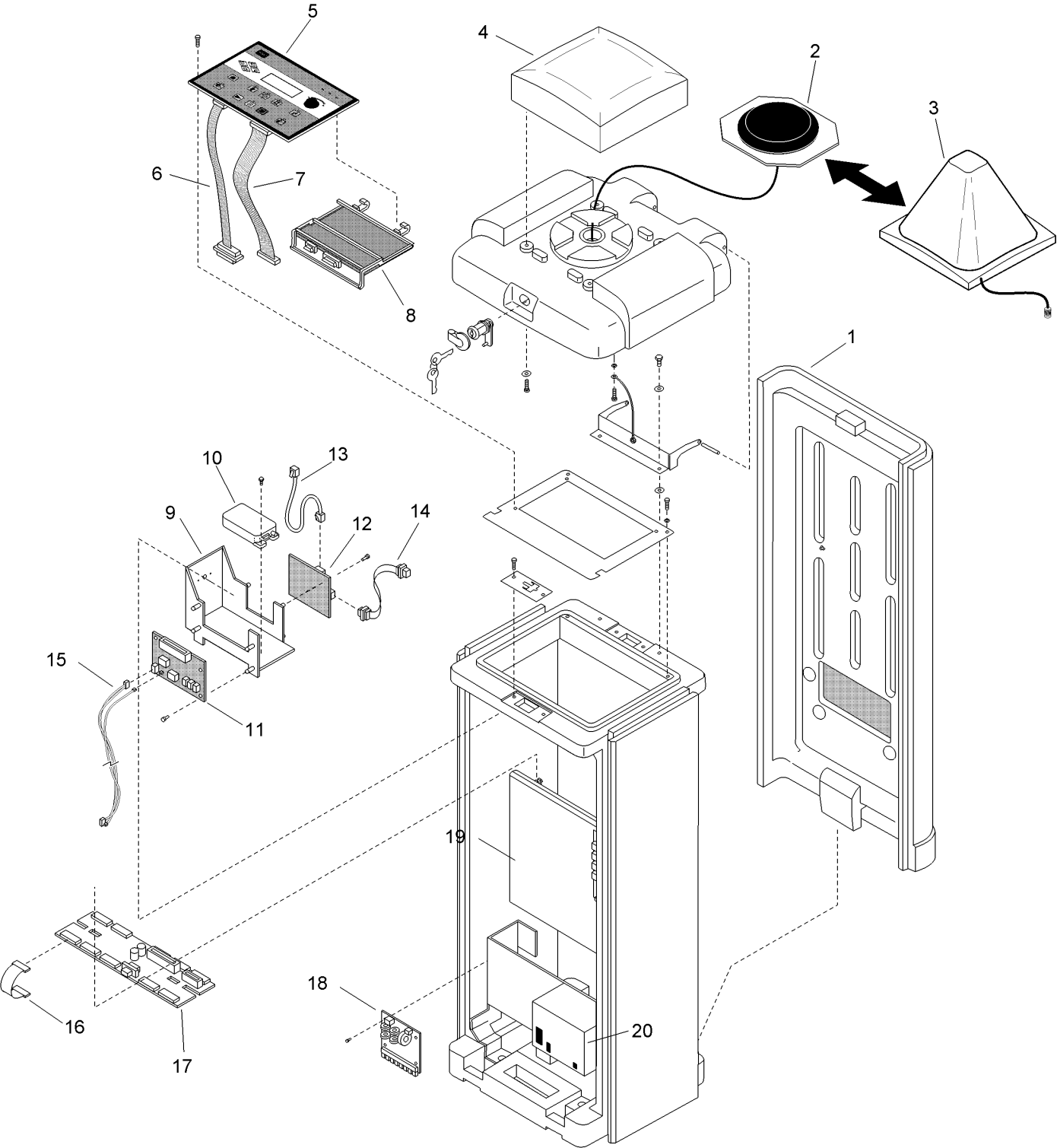
GDC - Stand-Alone, PC Models, 2-Wire Decoder Sys



GDC - Stand-Alone, PC Models, 2-Wire Decoder Sys (continued)

<i>Ref.</i>	<i>Part Number</i>	<i>Qty.</i>	<i>Description</i>	<i>Ref.</i>	<i>Part Number</i>	<i>Qty.</i>	<i>Description</i>
1	102-5918SK	1	Timing Mechanism Assy., Gateway (Stand-Alone)	13	118-2749SK	1	Pcb Assy., Gateway Daughterboard
1	118-3735SK	1	Timing Mechanism Assy., Gateway (Remote)	14	363-8506	8	Fuse, 5 X 20Mm, Fast, 3.15A, 250V
2	102-5049	1	Panel, Gateway, Decoder (Stand-Alone Models Only)	15	102-6461	1	Fiber Optic Converter Kit, Gateway To Central Computer
3	118-0496	1	Power Supply Cover, Gateway, Decoder	16	118-3101SK	1	Digital Radio Interface Board, Gateway
4	102-5048SK	1	Door, Gateway Decoder	17	118-3442SK	1	Digital Radio
5	363-3785	1	Lock Assy. W/Keys	18	89-9026	1	Standard Modem, Svc.
6	118-0880	1	Cabinet, Gateway Decoder	19	102-9176	1	Cable, 40-Pos (A To A)
7	118-0540	1	Power Supply, Ac/Dc, Gateway, Decoder	20	118-3329	1	Cable, Int Bd To Tm (B To B)
8	118-0475	1	Power Supply Bracket, Upper	21	118-3330	1	Cable, Int Bd To Modem (C To C)
9	102-9741	1	Tff, Filter Assembly	22	118-3103	1	Harness, Db9 (D To D)
10	363-3361	1	Switch, Circuit Breaker, 1.5A	23	118-3104	1	Cable, Bnc To Bnc, Radio (E To E)
11	102-4766SK	1	Wire Harness, Terminal Block To Switch				
12	118-2750SK	1	Motherboard Assembly With Tricomm, Gateway Decoder				

Network VP and VPE - Plastic Cabinet



Network VP and VPE - Plastic Cabinet (continued)

<i>Ref.</i>	<i>Part Number</i>	<i>Qty.</i>	<i>Description</i>	<i>Ref.</i>	<i>Part Number</i>	<i>Qty.</i>	<i>Description</i>
1		1	Satellite Plastic Pedestal & Components (See Plastic Cabinet Components Section) ♦	12	102-3125SK	1	Radio Interface Board ○ ▲
2		1	Antenna Assy., Plastic Pedestal (See Service Item 102-6808) ♦	13	363-3619SK	1	Rj-45 Cable Assy. ○ ▲
3		1	Dome Antenna Assy., Plastic Pedestal ♦	14	102-3257SK	1	Db-9 Cable Assy. ○ ▲
4		1	Cover, Satellite Lid (See Plastic Cabinet Components Section) ♦	15			Cable Assy., Modem To Surge Board ♦ ▲
5	102-3497SK	1	Timing Mechanism (Tm), Vp Satellite	16	102-0670		Ribbon Cable, Distribution To Output, 4" Length □
5	102-9738SK	1	Timing Mechanism, Vpe Satellite	17	102-2782SK	1	Distribution Board
6	102-4573SK	1	Cable Assy., Tm To Modem	17	102-9124SK	1	Ltc+ To Vp Conversion Kit
7	102-3030SK	1	Cable Assy., Tm To Distribution, 12"	18	102-8086SK	1	Pcb Assy. Surge Board □
8	89-9026	1	Standard Modem, Svc.	19			Vp And Vpe Internal Components (See Vp And Vpe Internal Components Section) ♦
9		1	Bracket, Radio Assy. ♦ ▲	20		1	Power Supply Assy. (See Power Supply Assy. Section) ♦
10	363-4638SK	1	Maxon Radio ▲		363-4185SK		Battery, Vp Back-Up, Service ● ■
11	89-7701	1	Modem Assy., Universal, Service ○ ▲		89-9044		Cable Assy. Svc., Surge To Modem & Surge To Terminal Block ● ■
					102-6808		Kit, Service, Antenna Assy., Plastic Pedestal ● ■

● SERVICE ITEMS

▲ UHF Models Only

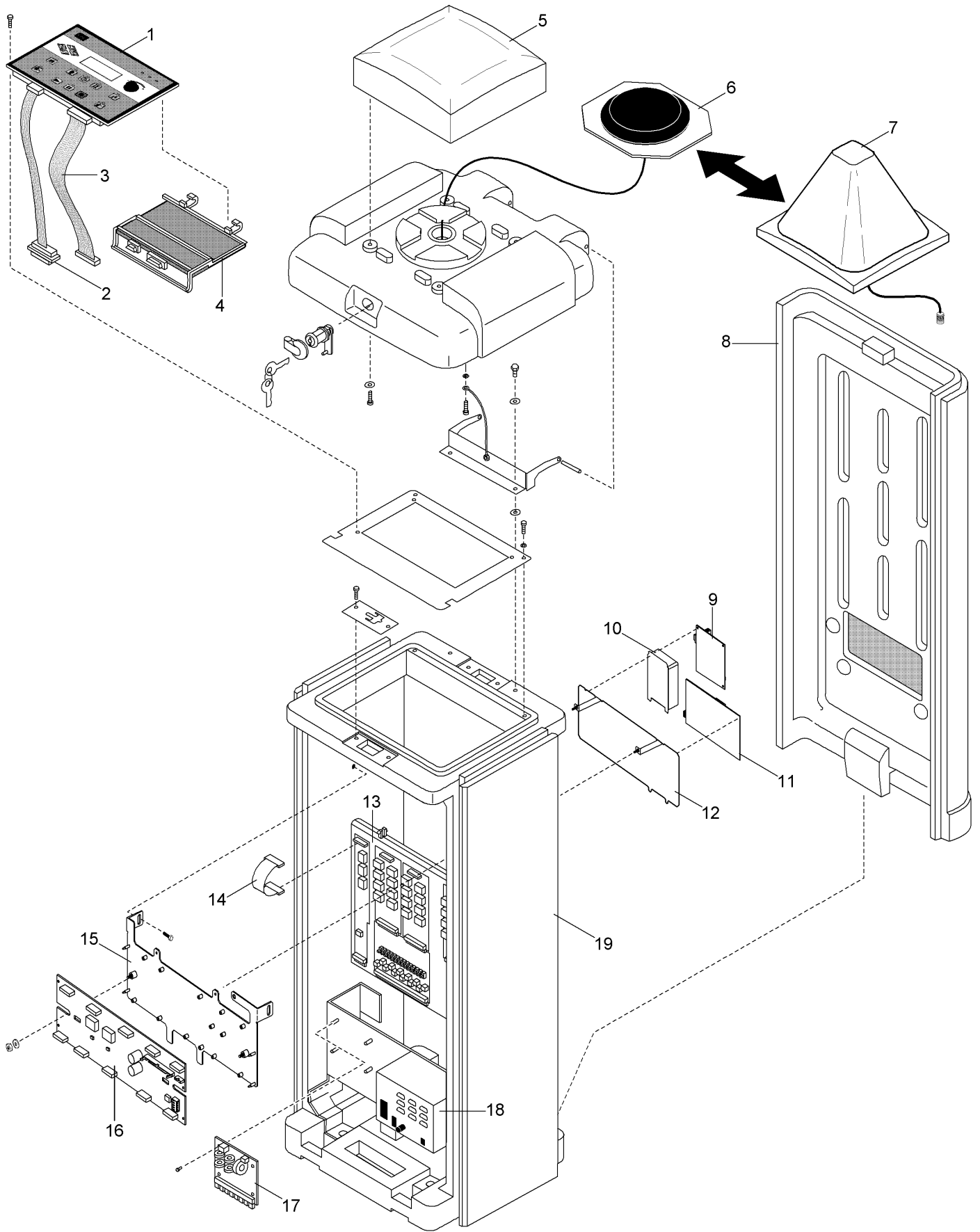
□ Quantity Varies With Model

○ Order Through Finished Goods Distribution System - Minneapolis

■ Not illustrated

♦ Not serviced separately

Network VP and VPe - 2013 and Later

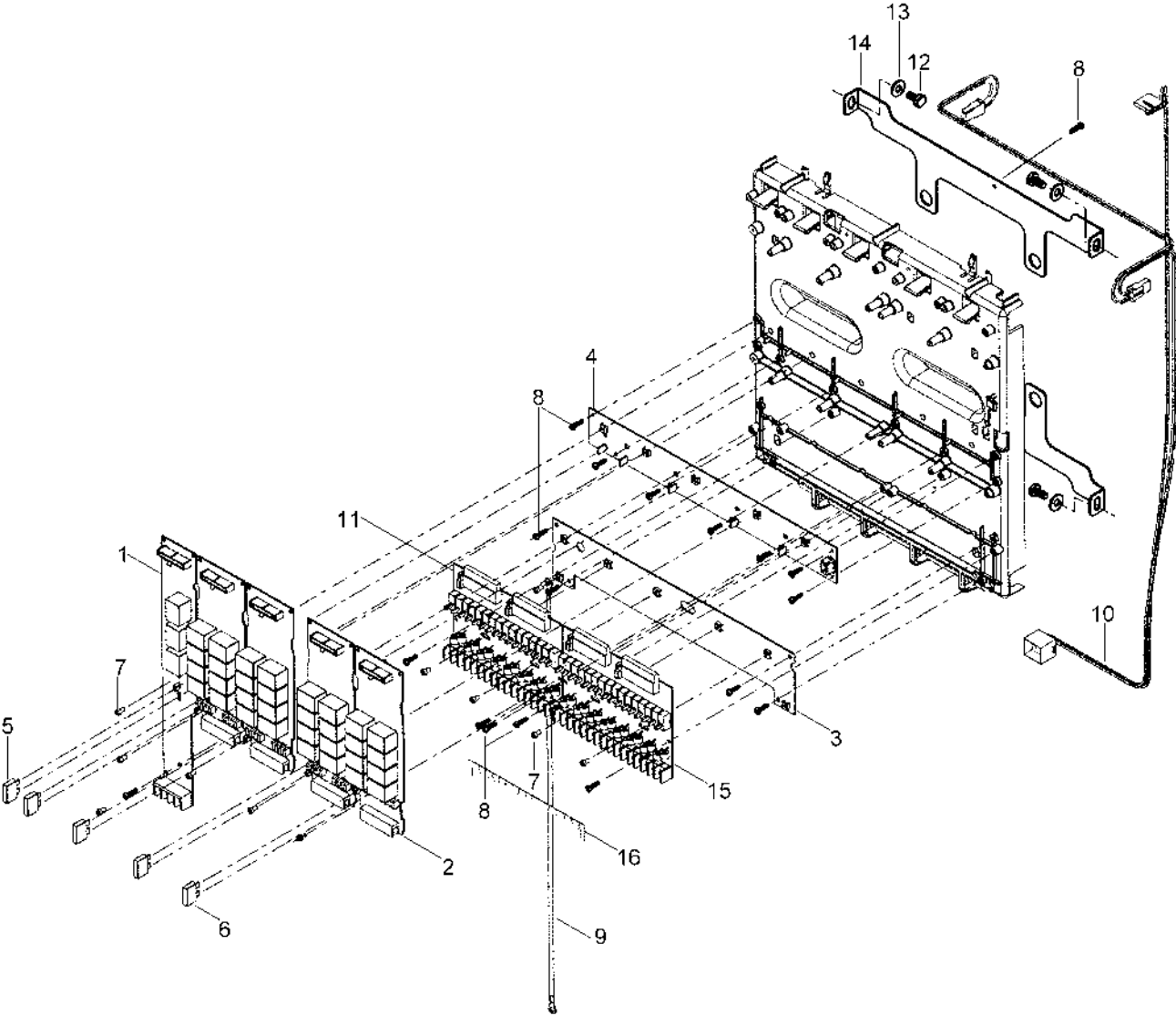


Network VP and VPe - 2013 and Later (continued)

<i>Ref.</i>	<i>Part Number</i>	<i>Qty.</i>	<i>Description</i>	<i>Ref.</i>	<i>Part Number</i>	<i>Qty.</i>	<i>Description</i>
1	102-3497SK	1	Timing Mechanism (Tm), Vp Satellite	12	118-1938SK	1	Bracket, Radio, Vertical
2	102-4573SK	1	Cable Assy., Tm To Modem	13		1	Vp Internal Components (See Vp Internal Components Section) ●
3	102-3030SK	1	Cable Assy., Tm To Distribution, 12"	14	102-0670	5	Ribbon Cable, Distribution To Output, 4" Length
4	89-9026	1	Standard Modem, Svc.	14	118-2736	5	Ribbon Cable, Distribution To Output, 12" Length
4	364-1003	1	Cable Assy., Tm To Distribution, 18"	15	118-1937SK	1	Bracket, Power Distribution Board, Vertical
5		1	Cover, Satellite Lid (See Golf Controller Plastic Pedestal Cabinet Components Section) ●	16	118-2737SK	1	Power Distribution Board, Straight Connectors
6	102-6808	1	Kit, Service, Antenna Assy., Plastic Pedestal	17	102-8086SK	1	Pcb Assy. Surge Board
7		1	Dome Antenna Assy., Plastic Pedestal ●	18		1	Power Supply Assy. (See Power Supply Assembly Section) ●
8		1	Satellite Plastic Pedestal & Components (See Golf Controller, Plastic Pedestal Cabinet Components Section) ●	19		1	Satellite Plastic Pedestal & Components (See Golf Controller, Plastic Pedestal Cabinet Components Section) ●
9	102-3125SK	1	Radio Interface Board				
10	363-4638SK	1	Maxon Radio				
11	89-7701	1	Modem Assy., Universal, Service				

● Not serviced separately

Network VP and VPE - Internal Components



Network VP and VPE - Internal Components (continued)

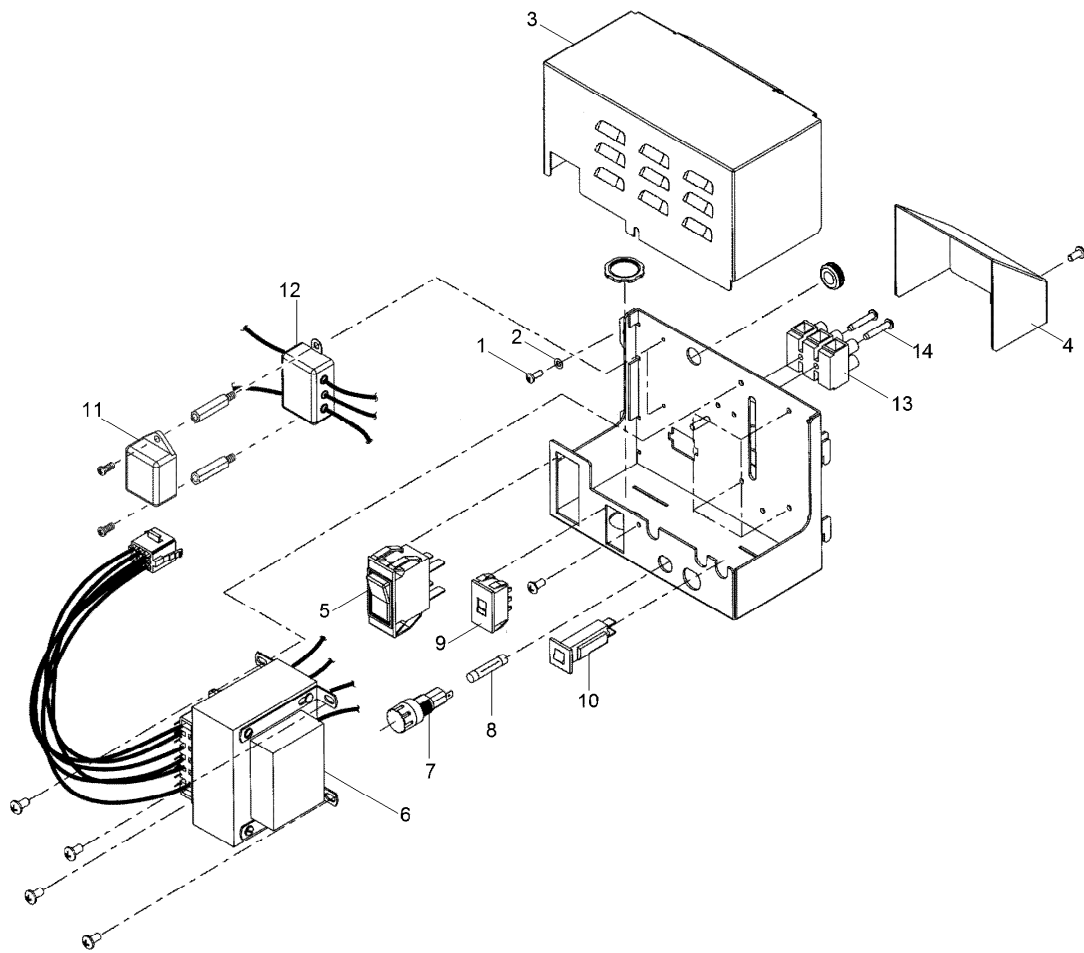
<i>Ref.</i>	<i>Part Number</i>	<i>Qty.</i>	<i>Description</i>	<i>Ref.</i>	<i>Part Number</i>	<i>Qty.</i>	<i>Description</i>
1	102-3015SK	1	Pump/Common Module Assy. (Includes Items 5, 7 And 102-0670 Ribbon Cable)	11	102-0639		16-Station Module Assy. (M1 Surge Upgrade) (Includes Items 7 And 8) ▲ ◆
2	102-0654		Output Module Assy., 8-Station (Includes Items 6, 7 And 102-0670 Ribbon Cable) ▲ ◆	11	102-0640		16-Station Module Assy. (M2 Surge Upgrade) (Includes Items 7 And 8) ▲ ◆
3	102-0652	1	Ground Bus Bar Pcb Assy., Service (Includes Item 8)	11	102-0641		16-Station Module Assy. (M3 Surge Upgrade) (Includes Items 7 And 8) ▲ ◆
4	102-0653	1	24 Vac Bus Bar Pcb Assy., Service (Includes Item 8)	11	102-0642		16-Station Module Assy. (M4 Surge Upgrade) (Includes Items 7 And 8) ▲ ◆
5	102-0658	1	Fuse, 1.0 Amp, Fast-Blow, Service (5-Pack)	12	360-0595	4	Screw, Machine, 1/4-20 X 1/2"
6	102-0657	4	Fuse, 3.0 Amp, Fast-Blow, Service (5-Pack)	13	360-0140	4	Washer-Flat
7	102-0671	11	Screw, Machine, 6-32 X 1/4"	14		2	Bracket, Mount Backplate ■
8	363-1355	20	Screw, Tap, #6	15	102-4586		Plastic Cover, Switches ▲
9	102-0685	1	Wire Harness Assy., Grounding	16	102-5940SK		Kit, Station Labels, Numbered, Plastic ▲
10	102-0686	1	Wire Harness Assy., Power Supply				
N/I	102-0638		8-Station Terminal Block (M0 Surge Level) ▲ ◆ ●				

● Not illustrated

▲ Quantity Varies With Model

◆ Order Through Finished Goods Distribution System - Minneapolis

■ Not serviced separately

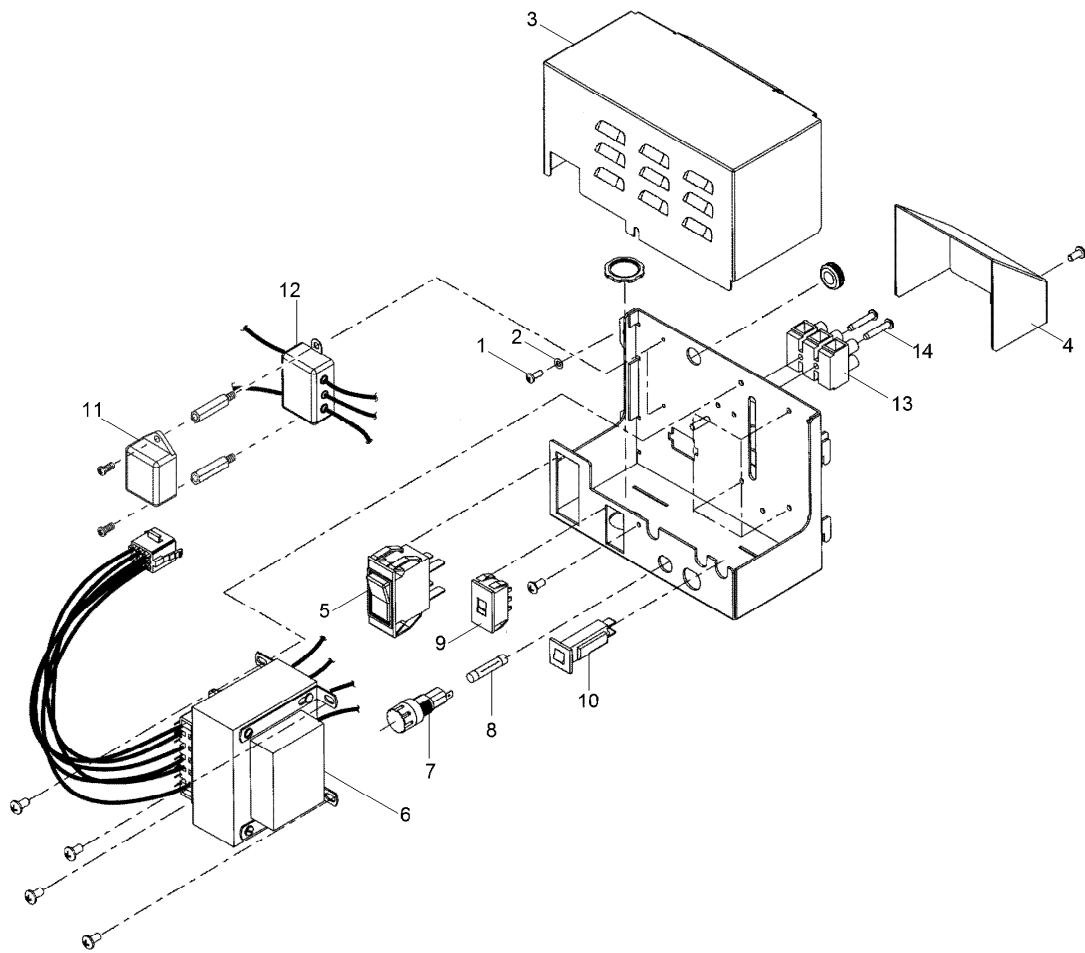


Network VP and VPE - Power Supply

Ref.	Part Number	Qty.	Description
1	4-1063	2	Screw, Tap, #6
2		2	Washer, Lock, #6 ♦
3	102-0646	1	Cover, Power Supply
4	102-0695	1	Cover, Wire Terminal
5	102-0666	1	On/Off Switch
6	102-0382	1	Transformer Assy., Service ●
6	102-3759	1	Transformer Assy., Service (For Japanese Models Only) ●
7	102-0649	1	Fuse Holder W/Cap
8	102-0650	1	Fuse, 3.2 Amp, Slow-Blow (10-Pack) ●
9	102-0648	1	Slide Switch 115/230V
10	102-0651	1	Circuit Breaker, 4.0 Amp
11	118-0538SK	1	Ttf Surge Protector
12	102-0700	1	Filter Assy., Rfi
13	102-0667	1	Terminal Block, 115/230V (Includes Item 14) ▲
14	360-0297	2	Screw, #6 X 3/4"
	102-0645	1	Power Supply Assembly (Includes Items 1-14) ■

● SERVICE ITEMS
▲ (Includes Item 14)

■ Not illustrated
♦ Not serviced separately

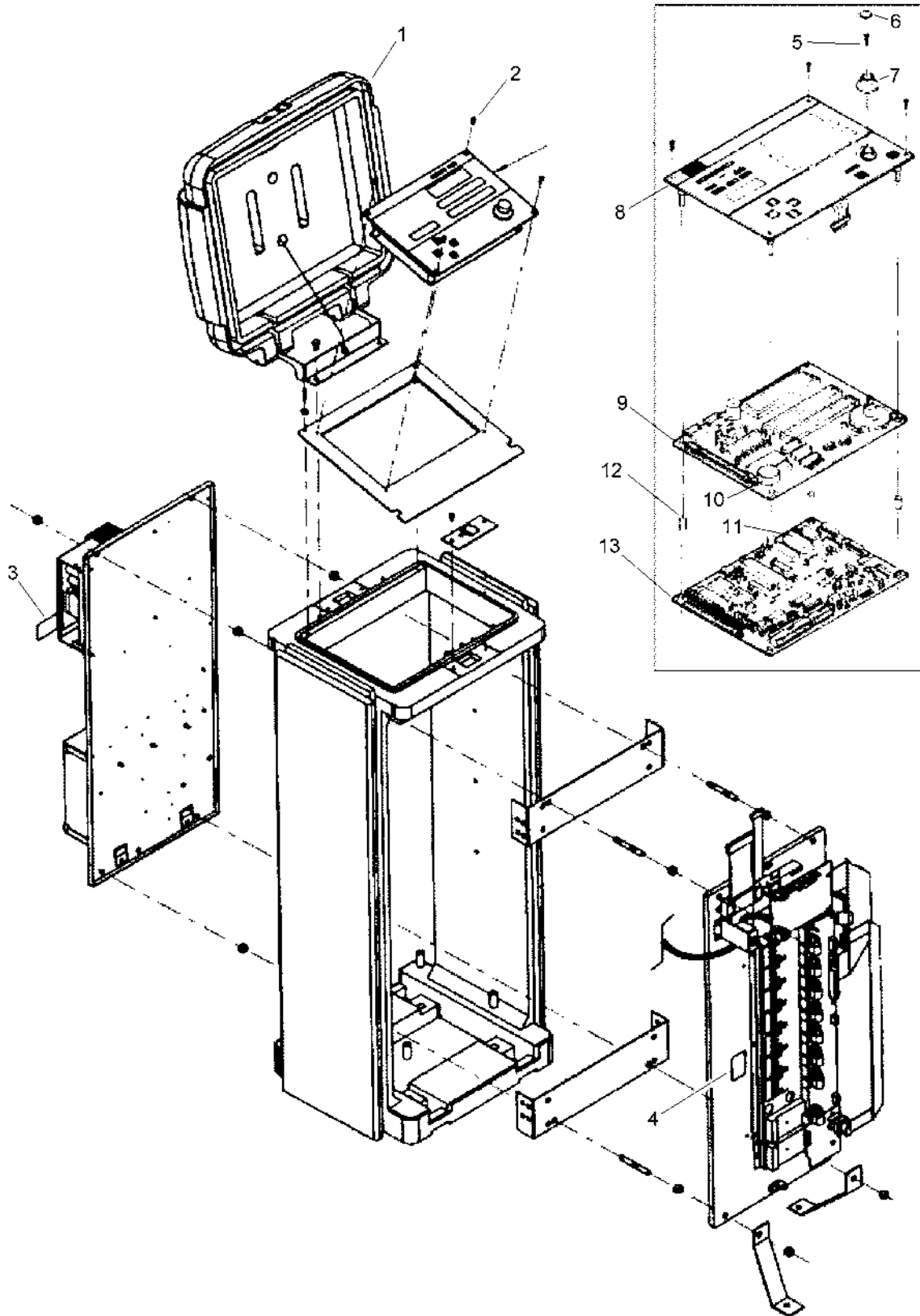


Network VP and VPE - Power Supply (continued)

● SERVICE ITEMS
 ▲ (Includes Item 14)

■ Not illustrated
 ◆ Not serviced separately

Network 8000 Sat., Plastic Cabinet, Int. Components



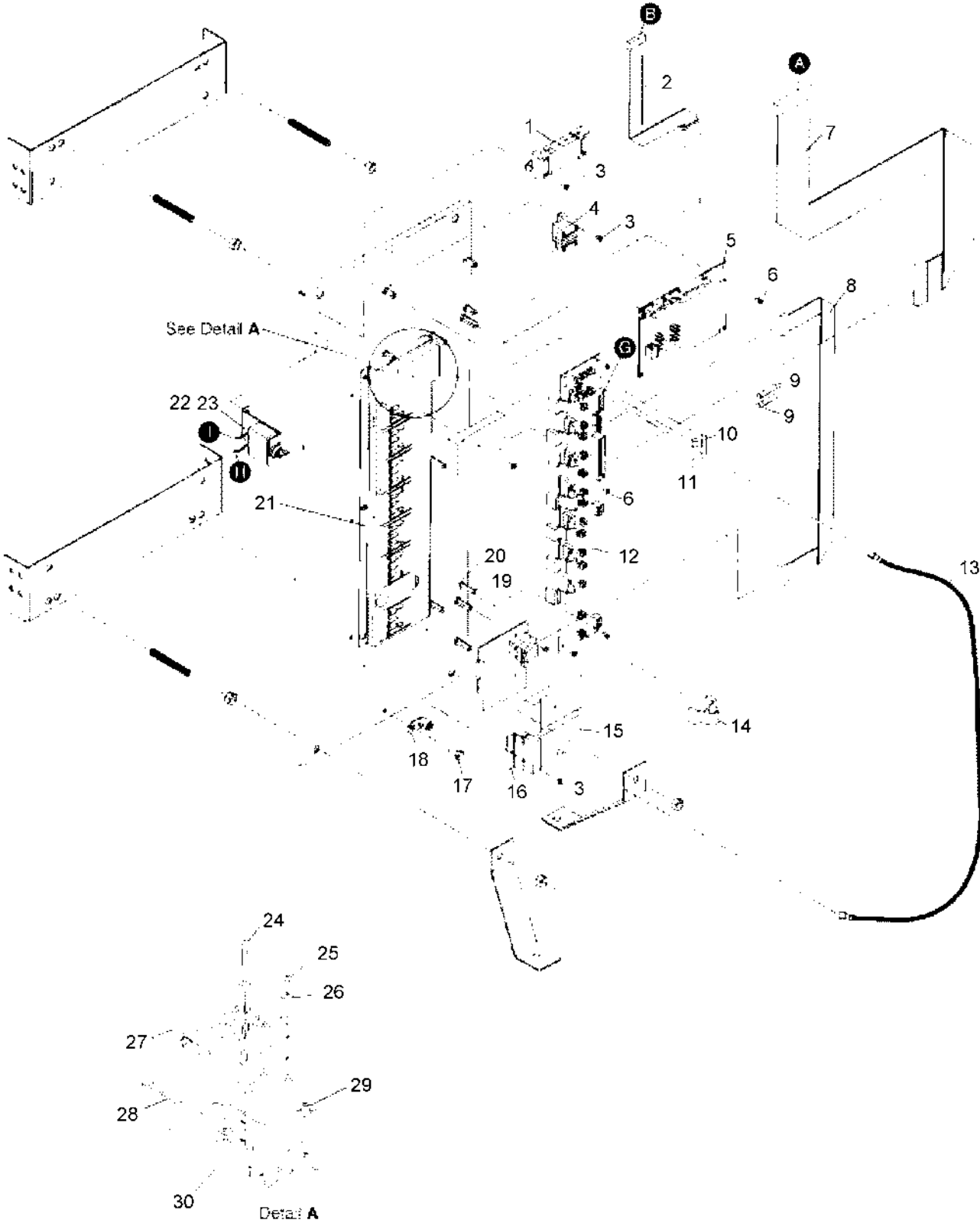
Network 8000 Sat., Plastic Cabinet, Int. Components (continued)

<i>Ref.</i>	<i>Part Number</i>	<i>Qty.</i>	<i>Description</i>	<i>Ref.</i>	<i>Part Number</i>	<i>Qty.</i>	<i>Description</i>
1			Satellite Plastic Pedestal & Components (See Plastic Satellite Pedestal Section) ▲	9	35-6246	1	Pcb Assy., Display
2	4-1063	6	Screw, Tap, #6	10	363-2200	1	Battery, 3.9V
3		1	Label, Caution, Removable Door ▲	11	91-0976	1	Ic, 27C256, Programmed (Eprom)
4		1	Label, Serial, Fcc ▲	12	35-6243	4	Spacer
5	363-1596	1	Screw, Tap, #6-19	13	91-1790	1	Pcb Assembly, Processor Mounting Hole Pattern Board ●■
6	35-7637	1	Cap, Knob		91-2340		Control Panel Assy., Service (Includes Items 5-13) ●■
7	35-6237	1	Knob				
8	35-6247	1	Faceplate Assy.				

● SERVICE ITEMS
▲ Not serviced separately

■ Not illustrated

Network 8000 Sat., Plastic Cabinet, 24V Output



Note: For G, H & I connection, refer to Sheet 4 of 5.

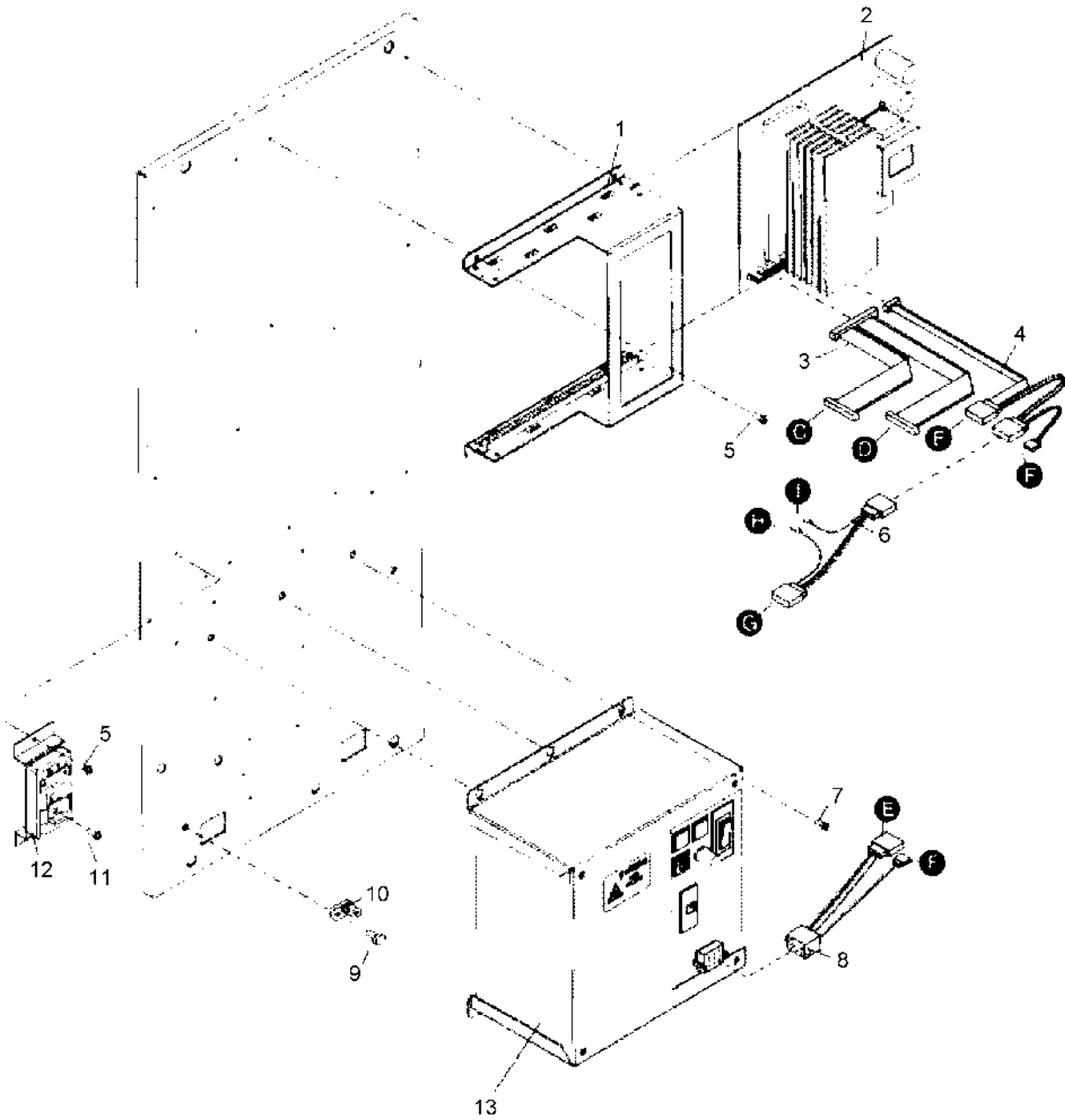
Network 8000 Sat., Plastic Cabinet, 24V Output (continued)

<i>Ref.</i>	<i>Part Number</i>	<i>Qty.</i>	<i>Description</i>	<i>Ref.</i>	<i>Part Number</i>	<i>Qty.</i>	<i>Description</i>
1		1	Ferrite, Flat Cable, 3" ▲	16	35-6346	1	Bracket, Pump Triac Module
2		1	Cable Assembly, Modem ▲	17	360-0595	1	Screw, Machine, 1/4-20 X 1/2"
3	4-1063	9	Screw, Tap, #6	18	363-1553	1	Lug, Grounding
4		1	Ferrite, Flat Cable, 1.5" ▲	19	363-2812	8	Standoff, #6-32 X 3/8
5	102-0864	1	Pcb Assembly, Standard Modem	20	1-3079	12	Nut, Hex, 6-32
6	360-0285	18	Screw, Machine, 6-32 X 3/8	21	89-8150	1	Bracket, Triac Module
7	35-8662	1	Cable Assembly, Fuse Board	22		1	Bracket, Switch ▲
8		1	Cable Assembly, Voltage Monitor ▲	23	363-2370	1	Breaker, Circuit, 10 Amp
9	102-3819	2	Fuse, 0.75 Amp (10-Pack)	24	1-6051	9	Screw, #8 Phph, Steel
10	363-2638	1	Fuse, 0.5 Amp	25	3-2698	32	Screw, Tap, #6-32 X 1/4
11	363-2497	8	Fuse, 3.2 Amp, Slow-Blow, Distribution	26	360-0600	72	Washer, Lock, Ext T
12	91-1783	1	Pcb Assembly, Fuse And Distribution	27	35-6399	8	Base Assembly, Triac
13		1	Wire Assembly, 18 Awg, Brown ▲	28	35-6418	36	Terminal Tab, Triac
14	35-8664	8	Cable Assembly, Triac	29	363-2431	36	Screw, #6 X 1/2, Hi-Lo W/Clamp
15	91-1783	1	Pcb Assembly, Fuse And Distribution	30	35-6418 89-8100	9	Terminal Tab, Triac Assembly, Triac Module, Nw8K ●■
					35-6399		Base Assembly, Triac ●■

● SERVICE ITEMS
▲ Not serviced separately

■ Not illustrated

Network 8000 Sat., Plastic Cabinet, AC/DC PS



Note: For **C** & **D** connection, refer to **Sheet 1 of 5**. For **G**, **H** & **I** connection, refer to **Sheet 3 of 5**

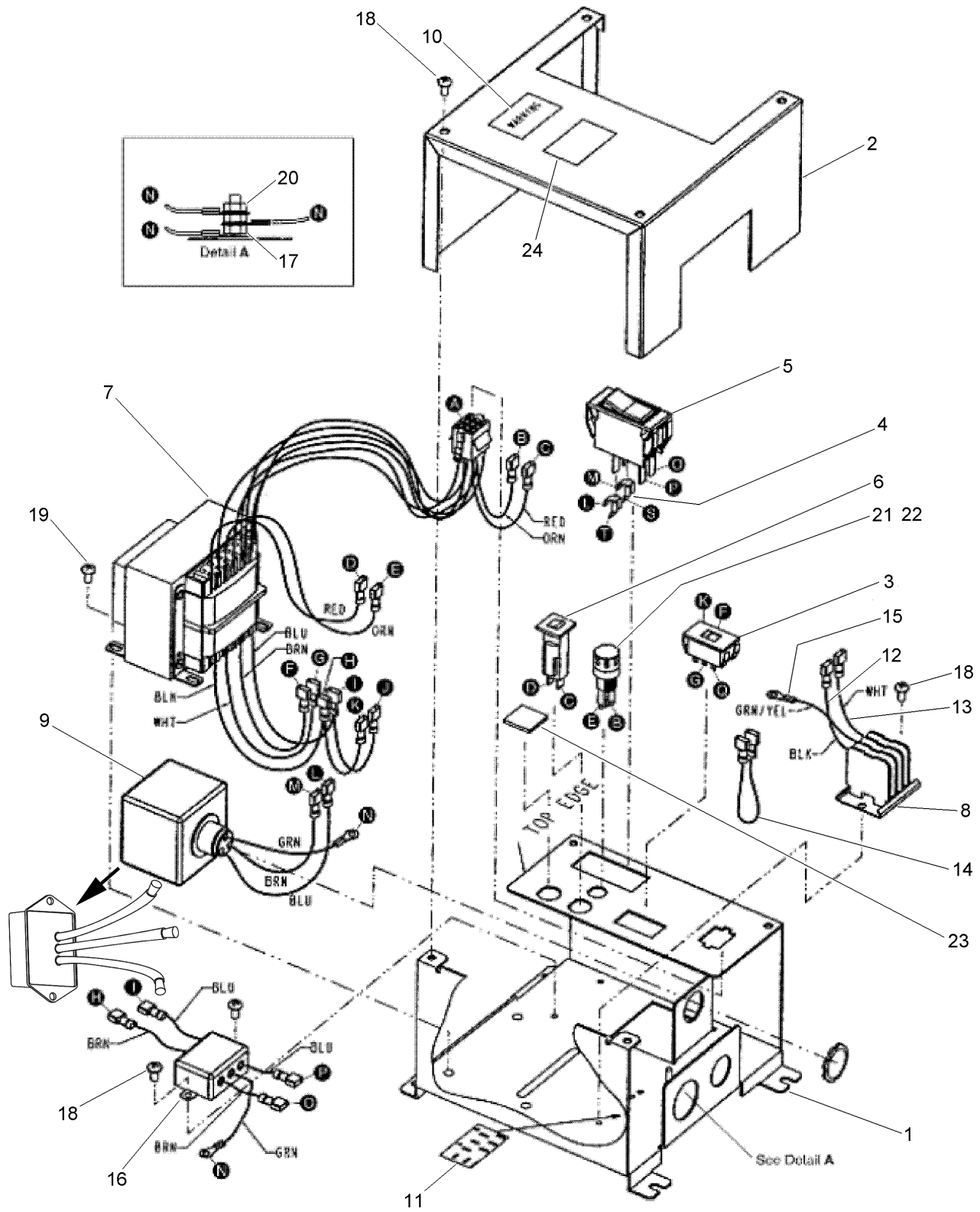
Network 8000 Sat., Plastic Cabinet, AC/DC PS (continued)

<i>Ref.</i>	<i>Part Number</i>	<i>Qty.</i>	<i>Description</i>	<i>Ref.</i>	<i>Part Number</i>	<i>Qty.</i>	<i>Description</i>
1		1	Bracket, Ac-Dc, Nw8K ■	9	360-0595	1	Screw, Machine, 1/4-20 X 1/2"
2	91-1779	1	Pcb Assembly, Power Supply	10	363-1553	1	Lug, Grounding
3		1	Cable Assembly, Pcn To Modem ■	11	363-3103	1	Screw, Tap, #6-19 X 3/4, Phph
4		1	Cable Assembly, Pcn To Power Supply ■	12	35-8833	1	Bracket Assembly, Com Cable
5	4-1063	6	Screw, Tap, #6	13		1	Power Supply Assembly (See Power Supply Assembly Section) ■
6		1	Cable Assembly, Pcn To Distribution Board ■				Bracket Assembly, Com Cable (Includes Items 5, 11 & 12) ●
7	3-1453	3	Screw-PRH		35-8833		
8		1	Cable Assembly, Power Supply To Pcn ■				

● Not illustrated

■ Not serviced separately

Network 8000 Sat., Plastic Cabinet, Power Supply



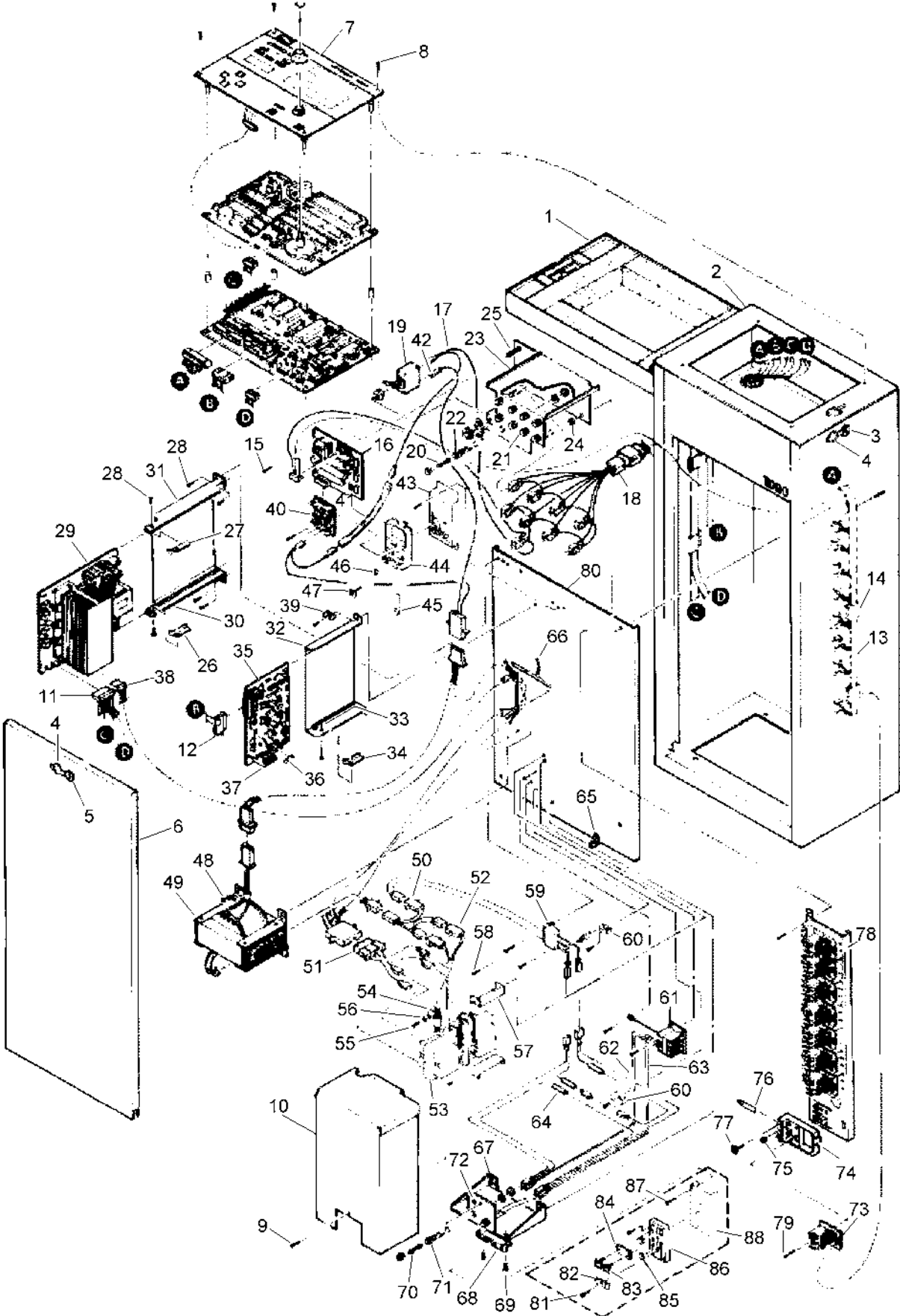
Network 8000 Sat., Plastic Cabinet, Power Supply (continued)

<i>Ref.</i>	<i>Part Number</i>	<i>Qty.</i>	<i>Description</i>	<i>Ref.</i>	<i>Part Number</i>	<i>Qty.</i>	<i>Description</i>
1		1	Case, Base, Standard Power Supply ■	15		1	Wire Assy., 18 Awg, Green/Yellow ■
2		1	Case Cover, Standard Power Supply ■	16		1	Rfi Filter Assembly ■
3	102-0648	1	Slide Switch 115/230V	17	360-0600	1	Washer, Lock, External Tooth, #8
4		1	Tab Adapter ■	18	360-0498	4	Screw, Machine, #8-32 X 1/4" Phph Sst
5	363-3361	1	Switch, Circuit Breaker, 1.5 Amp	19	3-1453	2	Screw, Machine, #10-32 X 3/8", Phph
6	363-5270	1	Circuit Breaker, 4.0 Amp	20		1	Hex Nut, #8-32 W/Lock Washer ■
7	89-8285	1	Transformer, Power Supply	21	360-0750	1	Holder, Fuse
8	363-2371	1	Terminal Block, 3-Position	22	363-2497	1	Fuse, 3.2 Amp, Distribution
9	118-0589SK	1	Surge Protector (Replaces Older Model)	23		1	Cap, Blank ■
10	89-0722	4	Label, Warning	24		1	Label, Service Kit ■
11		2	Label, Terminal Block ■		89-8279		Power Supply Module (Includes Items 1-24) ●
12		1	Wire Assy., 18 Awg, Black ■				
13		1	Wire Assy., 8 Awg White ■				
14		1	Wire Assy., 18 Awg, Black ■				

● Not illustrated

■ Not serviced separately

Network 8000 Sat., Small, Green Stainless Pedestal



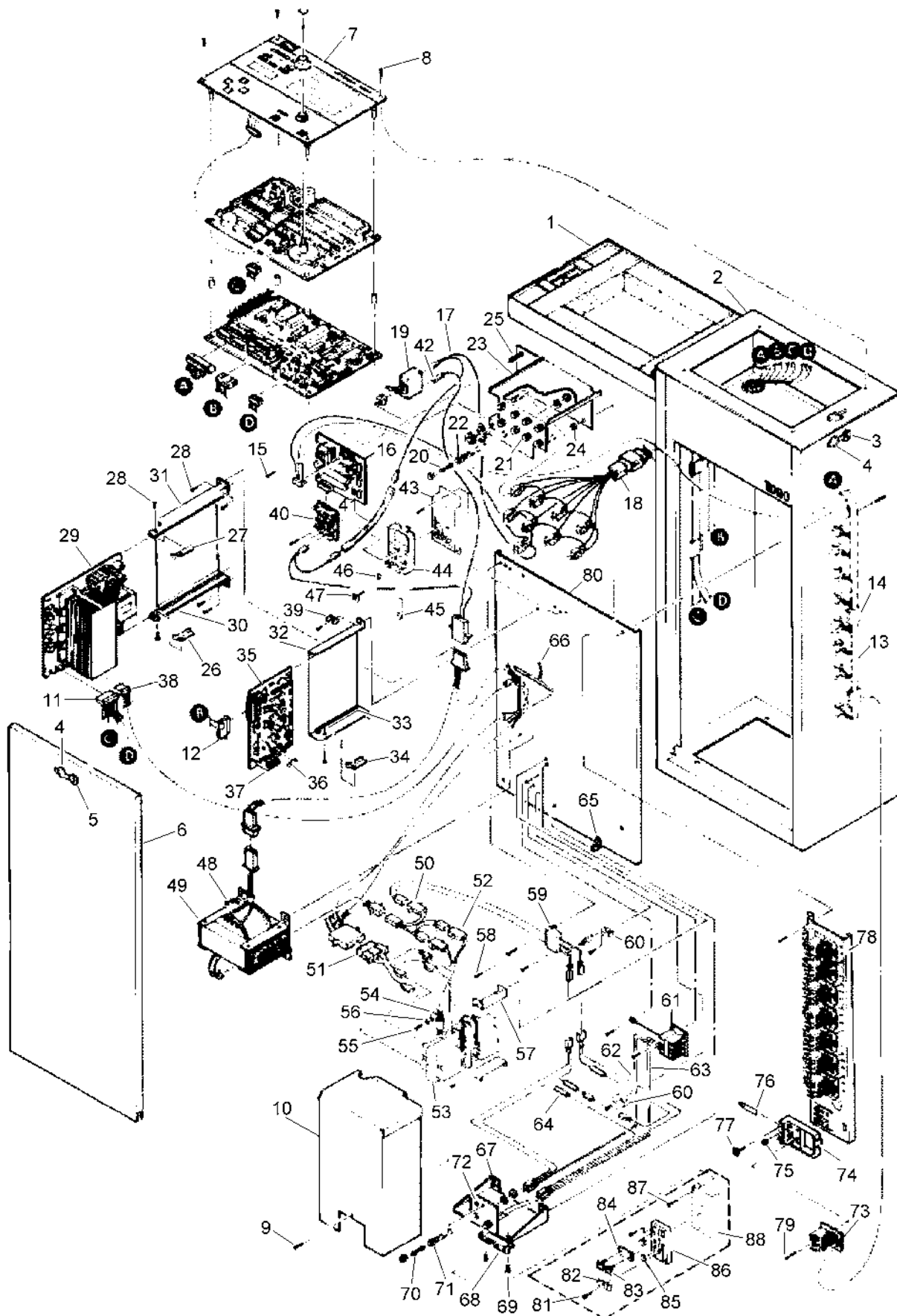
Network 8000 Sat., Small, Green Stainless Pedestal (continued)

Ref.	Part Number	Qty.	Description	Ref.	Part Number	Qty.	Description
1	9-4043	1	Lid Assy., Cabinet	51	35-8837	1	Cable Assy., Transformer, Power
2	89-0385	1	Cabinet, Tall	52	363-1273	1	Connector, Pin
3	360-0583	1	Lock, Door	53	91-1288	2	Transformer Assy., 24V, 20 Va
4	9-4303	2	Cover, Lock	54	1-7176	1	Clamp, Cable, Large
5	360-0583	1	Lock, Door	55	360-0355	1	Screw, Tap #8
6	9-1018	1	Door, Pedestal	56		1	Washer, Flat, #8, Brass ▲
7		1	Panel Assy., Control (See Control Panel Assembly) ▲	57	35-8174	2	Bracket, Transformer
8	360-0285	4	Screw, Machine, 6-32 X 3/8", Sst	58	4-1063	4	Screw, Tap, #6
9	3-2698	1	Screw, Tap, #6-32 X 1/4"	59	35-8904	1	Filter Assy., Rfi
10	35-8706	1	Cover, Power Supply	60	363-1346	2	Tab, Terminal, Kt-4
11	35-8705	1	Cable Assy., Power	61	363-2371	1	Terminal Block, 3-Position
12	35-6328	1	Cable Assy., Modem	62	35-7841	1	Wire Assy., Fuse/Terminal Block, Black
13	35-7605	1	Cable Assy., Triac Driver	63	35-7842	1	Wire Assy., Fuse/Terminal Block, White
14	363-2321	1	Clamp, Cable Flat	64	360-0345	3	Surge Protector
15	1-3076	1	Screw, 6-32 X 3/8"	65	363-1553	1	Lug, Grounding
16	91-1782	1	Pcb Assy., Valve Voltage Monitor	66	35-7288	1	Clip, Ground
17	35-7286	1	Wire Assy., Fuse	67		1	Bracket, Conduit ▲
18	35-7575	1	Cable Assy., Triac Fuse	68	35-7738	1	Bracket, Pill Carrier
19	363-2370	1	Breaker, Circuit, 10 Amp	69	3-2698	5	Screw, Tap, #6-32 X 1/4"
20	363-2497	8	Fuse, 3.2 Amp, Distribution	70	363-2260	2	Fuse, 3 Amp
21	363-2498	1	Fuse, 0.5 Amp Slow-Blow	71	360-0750	2	Holder, Fuse
22	360-0750	9	Holder, Fuse	72	363-2459	1	Plug, Hole
23	35-7285	1	Bracket, Fuse	73	35-6332	1	Pcb Assy., Triac Module
24	360-0594	1	Nut-Hex	74	35-3434	1	Base, Triac Module
25	363-2812	8	Standoff, #6-32 X 3/8	75	360-0471	32	Surge Protector
26	35-8704	1	Bracket, Retainer, Lower	76	35-6418	32	Terminal Tab, Triac
27		1	Bracket, Retainer, Upper ▲	77	363-2431	32	Screw, #6 X 1/2, Hi-Lo W/Clamp
28	4-1063	6	Screw, Tap, #6	78	35-8795	1	Bracket, Triac Module
29	91-1779	1	Pcb Assembly, Power Supply	79	1-1112	8	Screw, Tap #8 Sst
30	363-2233	2	Guide, Card, Pcb 6-3/4"	80	35-9703	1	Plate, Rear Mounting
31	35-8367	1	Bracket, Power Supply	81	360-0733	1	Screw, Tap, #6
32	35-8570	1	Bracket, Modem	82	363-2271	1	Clamp, Cable
33	363-2281	2	Guide, Card, Pcb,	83	363-2431	2	Screw, #6 X 1/2, Hi-Lo W/Clamp
34	35-8704	1	Bracket, Retainer, Lower	84	35-7524	1	Strap
35	91-1781	1	Pcb Assy., Modem	85	360-0471	2	Surge Protector
36	363-2638	2	Fuse, .5 Amp	86	35-7458	1	Carrier, Surge Protector
37	363-2231	1	Connector, 3-Pin, Female	87	363-1596	1	Scr,TAP,6-19X7/16,Phph, Stl, Rohs
38	35-8755	1	Cable Assy., Power Level 3	88	35-7790	1	Bracket Assy., Surge Protector
39	363-1346	3	Tab, Terminal, Kt-4		91-0987		Pcb Assy., Mod. 30, 286, Network 8000 (Snc) ●■
40	35-6326	1	Pcb Assy., Pump/Current Monitor		91-0488		Pedestal, Satellite, Network 8000, Small Stainless Steel (Includes Items 1-6) ●■
41	35-7888	1	Surge Protector Assy.		91-0291		Door Assy., Stainless Steel (Includes Items 4-6) ●■
42	35-8796	1	Cable Assy., 24V		9-4993		Door Assy., Green Metal Pedestal (Includes Items 4-6) ●■
43	35-6346	1	Bracket, Pump Triac Module		9-1695		Lock Assy. (Includes Items 3 & 4) ●■
44	35-6399	9	Base Assembly, Triac				
45	35-6418	4	Terminal Tab, Triac				
46	360-0471	4	Surge Protector				
47	363-2431	4	Screw, #6 X 1/2", Hi-Lo W/Clamp				
48	360-0355	1	Screw, Tap #8				
49	35-8583	1	Transformer Assy., Triac				
50	35-8793	1	Cable Assy., Transformer, 24V				

● SERVICE ITEMS
▲ Not serviced separately

■ Not illustrated

Network 8000 Sat., Small, Green Stainless Pedestal (continued)



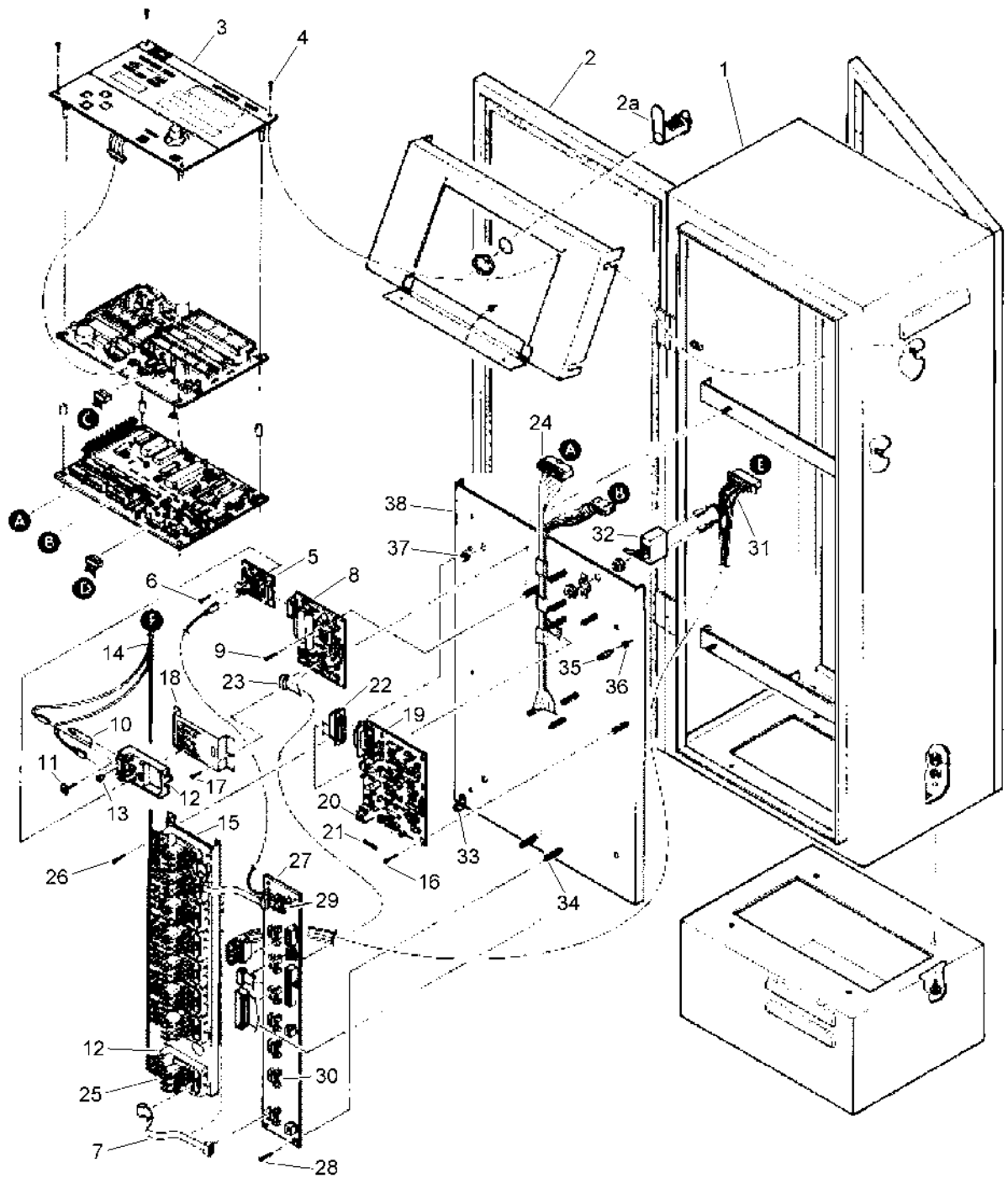
Network 8000 Sat., Small, Green Stainless Pedestal (continued)

<i>Ref.</i>	<i>Part Number</i>	<i>Qty.</i>	<i>Description</i>	<i>Ref.</i>	<i>Part Number</i>	<i>Qty.</i>	<i>Description</i>
	35-8741		Bracket And Fuse Assy. (Includes Items 67-72) ●■		363-2635		Fuse, 7.5 Amp ●■
	35-6399		Base Assembly, Triac Module (Includes Items 74-77) ●■		363-1684		Hex Nut, 5/16" (Small Stainless Steel Pedestal Only) ●■
	35-8970		Kit, Installation, Network 8000 (Includes Items 81-88) ●■		363-1683		Flat Washer, 5/16" (Small Stainless Steel Pedestal Only) ●■
	35-2355		Fuse Holder, Inline (Small Stainless Steel Pedestal Only) ●■		363-1686		Cap Screw, 5/16" X 4.5" (Small Stainless Steel Pedestal Only) ●■

● SERVICE ITEMS
▲ Not serviced separately

■ Not illustrated

Network 8000 Sat., Lrg. Stainless Pedestal (1 of 2)



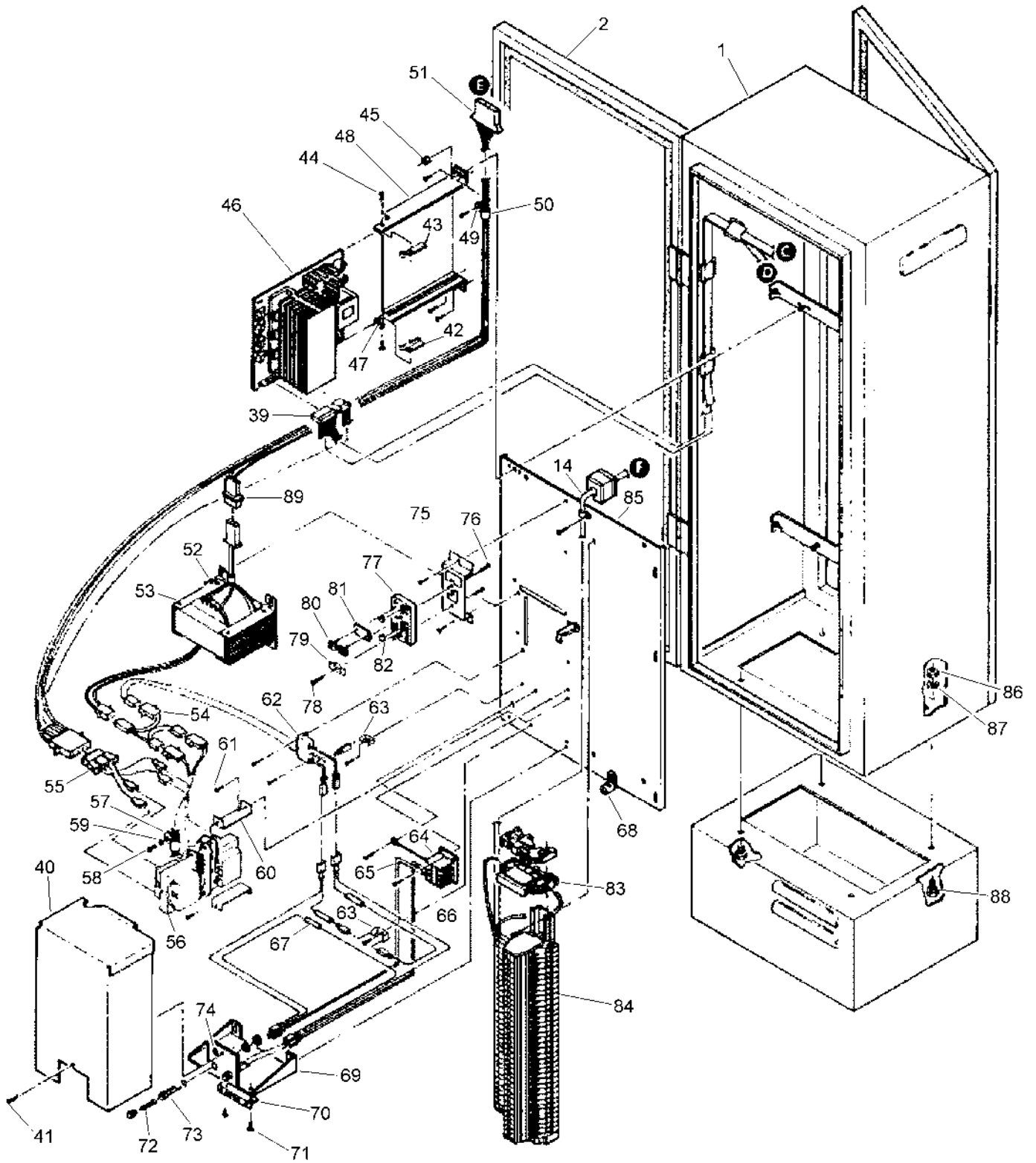
Network 8000 Sat., Lrg. Stainless Pedestal (1 of 2) (continued)

Ref.	Part Number	Qty.	Description	Ref.	Part Number	Qty.	Description
1	35-8480	1	Cabinet Assy., Pedestal Controller (Includes Items 1, 2, 2A, And 39) ●	20	363-2231	1	Connector, 3-Pin, Female
2	91-0986	2	Door Assy., Cabinet (Includes Items 2 And 2A) ●	21	363-2638	1	Fuse, 0.5 Amp, 250V, 3Ag
2A	363-2814	2	Lock Assembly (Includes Keys)	22	35-6328	1	Cable Assy., Modem
3		1	Control Panel Assy. (See Control Panel Assembly) ▲	23	35-8663	1	Cable Assy., Valve Voltage
4	360-0285	4	Screw, Machine #6-32 X 3/8", Sst	24	35-8662	1	Cable Assembly, Fuse Board
5	35-6326	1	Pcb Assy., Pump/Current Monitor	25	35-6332	8	Pcb Assy., Triac Module
6	1-1112	1	Screw, Tap #8, Sst	26	4-1063	6	Screw, Tap, #6
7	35-8664	8	Cable Assembly, Triac Board	27	91-1783	1	Pcb Assembly, Fuse And Distribution
8	91-1782	1	Pcb Assy., Valve Voltage Monitor	28	1-3076	4	Screw, #6-32 X 3/8"
9	1-3076	2	Screw, Tap, #6-32 X 3/8"	29	363-2498	8	Fuse, 0.5 Amp Slow-Blow
10	35-6418	4	Terminal Tab, Triac	30	363-2497	1	Fuse, 3.2 Amp, Distribution
11	363-2431	4	Screw, #6 X 1/2, Hi-Lo W/Clamp	31	35-8754	1	Cable Assy., Power, 24 V A.C.
12	35-3434	8	Base, Triac Module	32	363-2370	1	Breaker, Circuit, 10 Amp
13	360-0471	4	Surge Protector	33	363-1553	1	Lug, Grounding
14	35-8742	1	Cable Assy., Triac Module	34	363-2804	6	Standoff, Hex, #6-32 X 1/2"
15	35-8795	1	Bracket, Triac Module	35	363-2812	6	Standoff, #6-32 X 3/8"
16	1-3076	4	Screw, Tap, #6-32 X 3/8"	36	1-3079	12	Nut, Hex, 6-32
17	4-1063	2	Screw, Tap, #6	37	360-0594	3	Nut, Hex, 1/4-20
18	35-6346	1	Bracket, Pump Triac Module	38		1	Plate, Front Mounting ▲
19	89-7852	1	Pcb Assy., Modem (Includes Items 20 & 21)		35-6399		Base Assembly, Triac Module (Includes Items 10-13) ■
					9-1051		Board, Mounting Hole Pattern ■
					363-1683		Washer, Flat, 5/16" ■
					363-1684		Nut, Hex, 5/16-18 ■
					363-1686		Screw, Cap 5/16" X 4" ■

● SERVICE ITEMS
▲ Not serviced separately

■ Not illustrated

Network 8000 Sat., Lrg. Stainless Pedestal (2 of 2)



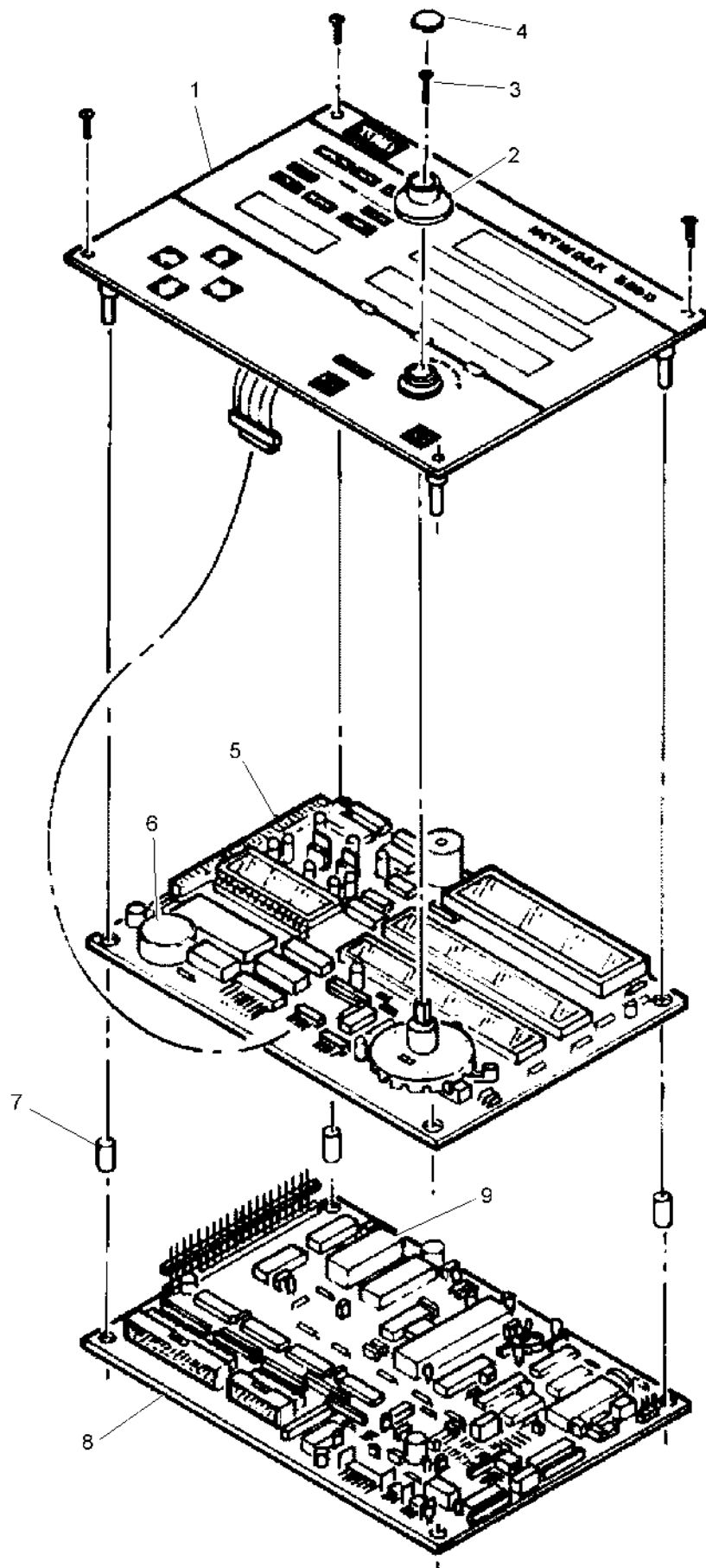
Network 8000 Sat., Lrg. Stainless Pedestal (2 of 2) (continued)

Ref.	Part Number	Qty.	Description	Ref.	Part Number	Qty.	Description
1	35-8480	1	Cabinet Assy., Pedestal Controller (Includes Items 1, 2, And 39) ●	68	363-1553	1	Lug, Grounding
2	91-0986	2	Door Assy., Cabinet (Includes Lock Assembly And Keys) ●	69		1	Bracket, Conduit ▲
14	35-8742	1	Cable Assy., Triac Module	70	35-7738	1	Bracket, Pill Carrier
39	35-8705	1	Cable Assy., Power	71	3-2698	5	Screw, Tap, #6-32 X 1/4"
40	35-6345	1	Cover, Power Supply	72	363-2260	2	Fuse, 3 Amp
41	3-2698	1	Screw, Tap, #6-32 X 1/4	73	360-0750	2	Holder, Fuse
42	35-8704	1	Bracket, Retainer, Lower	74	363-2459	1	Plug, Hole
43		1	Bracket, Retainer, Upper ▲	75	35-8448	1	Bracket, Surge Protector
44	4-1063	2	Screw, Tap, #6	76	363-1596	1	Screw, Tap, #6-19
45	360-0594	1	Nut, Hex, 1/4-20	77	35-7458	1	Carrier, Surge Protector
46	91-1779	1	Pcb Assembly, Power Supply	78	363-3103	1	Screw, Tap, #6-19 X 3/4", Phph
47	363-2233	2	Guide, Card, Pcb 6-3/4"	79	363-2271	1	Clamp, Cable
48	35-8367	1	Bracket, Power Supply	80	363-2431	2	Screw, #6 X 1/2", Hi-Lo W/Clamp
49		2	Washer, Flat, #8, Brass ▲	81	35-7524	1	Strap
50	1-7176	1	Clamp, Cable, Large	82	360-0471	2	Surge Protector
51	35-8755	1	Cable Assy., Power Level 3	83	363-2635	1	Fuse, 7.5 Amp
52	360-0355	1	Screw, Tap #8	84	363-2807	1	Terminal Strip
53	35-8583	1	Transformer Assy., Triac	85	35-9703	1	Plate, Rear Mounting
54	35-8792	1	Cable Assy., Transformer, 24V	86	363-1684	8	Nut, Hex, 5/16-18 ●
55	35-8837	1	Cable Assy., Transformer, Power	87	363-1683	4	Washer, Flat, 5/16" ●
56	91-1288	2	Transformer Assy., 24V, 20 Va	88	363-1686	4	Screw, Cap, 5/16" X 1.5" ●
57	1-7176	1	Clamp, Cable, Large	89	89-7464	1	Cable Assy., Y-Harness
58	360-0355	1	Screw, Tap #8		35-8833		Bracket Assembly, Com Cable (Includes Items 75-82) ●■
59		1	Washer, Flat, #8, Brass ▲		35-8741		Bracket And Fuse Assy. (Includes Items 69-74) ●■
60	35-8174	2	Bracket, Transformer		35-9114		Lightning Protection Assy. (Includes Items 67) ●■
61	4-1063	4	Screw, Tap, #6		35-8753		Transformer Assy., Power (Includes Items 56-60) ●■
62	35-8904	1	Filter Assy., Rfi		91-0987		Pcb Assy., Mod. 30, 286, Network 8000 (Snc) ●■
63	363-1346	2	Tab, Terminal, Kt-4		35-9450		Pcb Assy., Sensor Input, Network 8000 Mc Unit ●■
64	363-2371	1	Terminal Block, 3-Position		35-8472		Pressure Sensor Kit, Network 8000 Mc Unit ●■
65	35-7841	1	Wire Assy., Fuse/Terminal Block, Black		35-9427		Cable Assy., Pressure Sensor, Network 8000 Mc Unit ●■
66	35-7842	1	Wire Assy., Fuse/Terminal Block, White				
67	360-0345	3	Surge Protector				

● SERVICE ITEMS
▲ Not serviced separately

■ Not illustrated

Network 8000 Satellite Control Panel Assembly



Network 8000 Satellite Control Panel Assembly (continued)

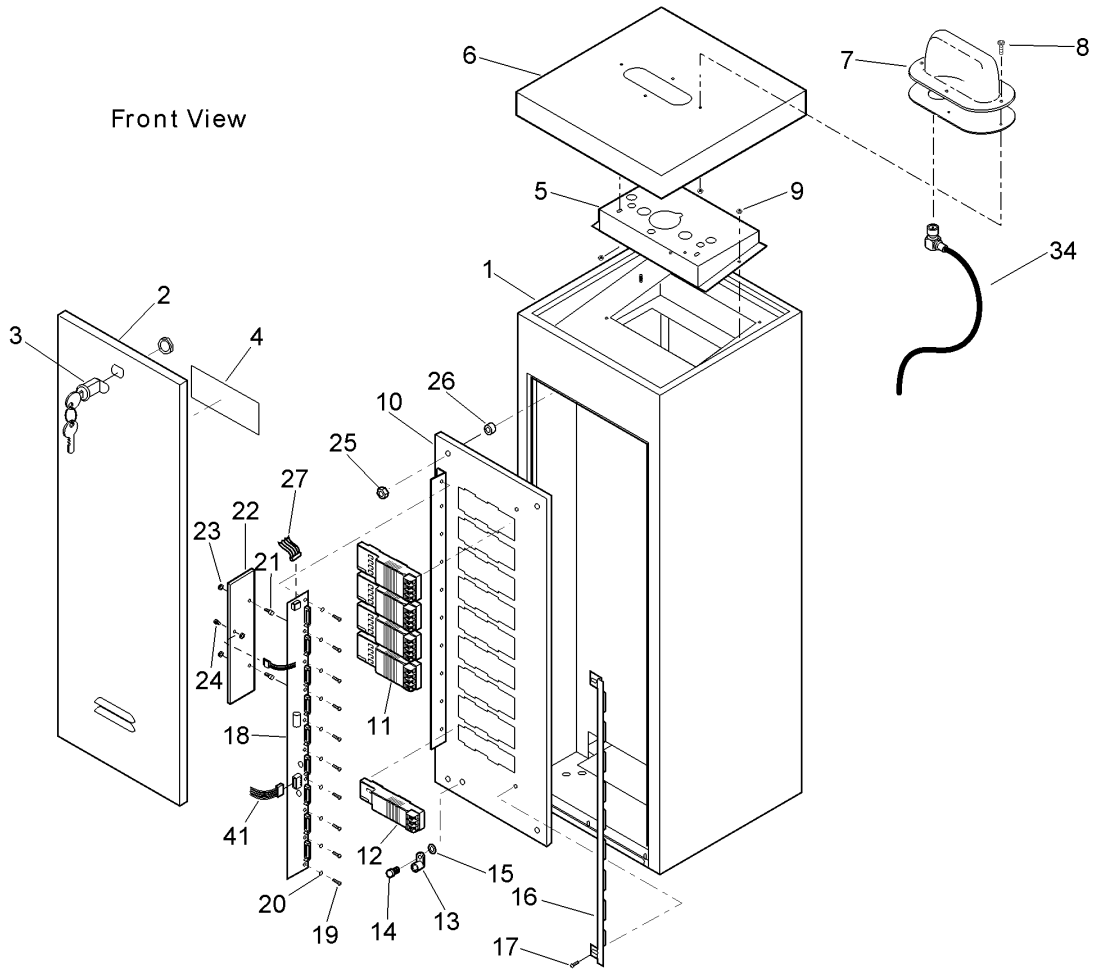
<i>Ref.</i>	<i>Part Number</i>	<i>Qty.</i>	<i>Description</i>	<i>Ref.</i>	<i>Part Number</i>	<i>Qty.</i>	<i>Description</i>
1	35-6247	1	Faceplate Assy.	8	91-1790	1	Pcb Assembly, Processor
1		1	Faceplate Assembly, Nw 8000 Mc Unit ▲	8	91-1786	1	Pcb Assy., Processor, Nw 8000 Mc Unit
1		1	Faceplate Assembly, Nw 8000 Plc ▲	8	91-1787	1	Pcb Assy., Processor, Nw 8000 Plc
2	35-6237	1	Knob	9	995-94	1	Eprom, Network 8000 Satellite, Rev. 5.06
3	363-1596	1	Screw, Tap, #6-19		91-2340		Control Panel Assy., Service (Includes Items 1-9) ●■
4	35-7637	1	Cap, Knob		91-1278		Control Panel Assembly, Network 8000 Mc Unit (Includes Items 1-9) ●■
5	91-1784	1	Pcb Assy., Display, Nw 8000 Sat.		91-1800		Control Panel Assembly, Network 8000 Plc (Includes Items 1-9) ●■
5	91-1791	1	Pcb Assy., Display, Nw 8000 Mc Unit				
5	91-1282	1	Pcb Assy., Display, Nw 8000 Plc				
6	363-2200	1	Battery, 3.9V				
7	35-6243	4	Spacer				

● SERVICE ITEMS
▲ Not serviced separately

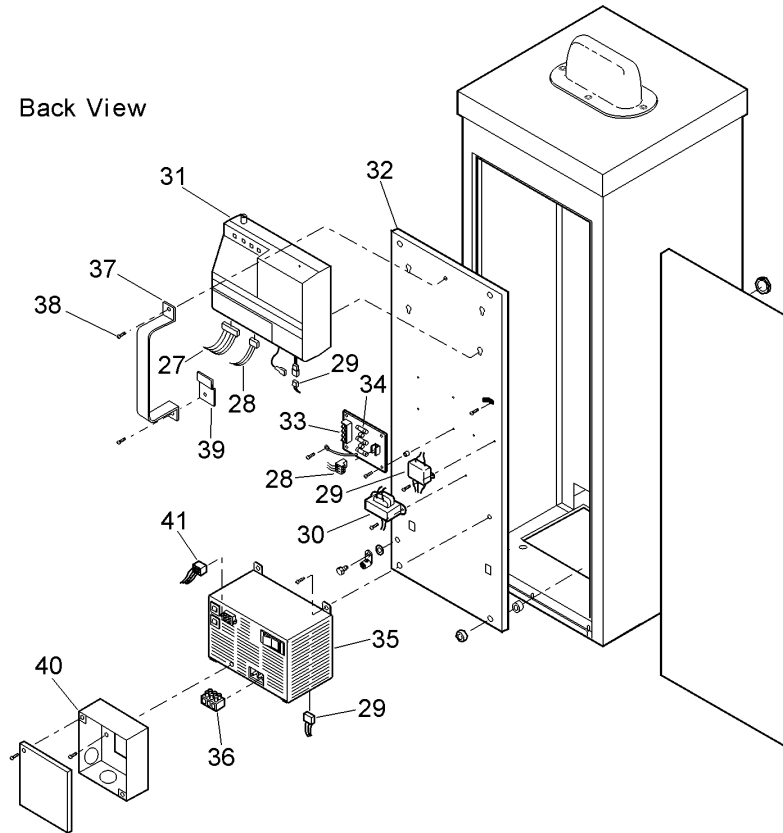
■ Not illustrated

Network DR2 Satellite (Early Model)

Front View



Back View



Network DR2 Satellite (Early Model) (continued)

Ref.	Part Number	Qty.	Description	Ref.	Part Number	Qty.	Description
1		1	Cabinet Assy., Pedestal, 13" X 13" ♦	28		1	Cable Assy. ♦
2	89-7842	2	Door Assy. (Includes Item 3)	29	89-8001	1	Emi Filter Assy. (W/Cables) ▲
2	89-7846	2	Door Assy., Sst (Includes Item 3)	30	89-7979	1	Xfmr Assy., Isolation (W/Cables) ▲
3	363-5369	2	Lock Assy., W/Keys	31	DR2-00-01	1	Dr2 Scorpio, Frequency 1 □
4	91-0910	2	Decal, Caution, Removable Door	31	DR2-00-02	1	Dr2 Scorpio, Frequency 2 □
5		1	Adapter, Pedestal, Lid ♦	31	DR2-00-03	1	Dr2 Scorpio, Frequency 3 □
6	89-7793	1	Lid, (Antenna-Mount)	31	DR2-00-04	1	Dr2 Scorpio, Frequency 4 □
6	89-7881	1	Lid, Sst (Antenna-Mount)	31	DR2-00-05	1	Dr2 Scorpio, Frequency 5 □
7		1	Antenna, Dome, 400-470 Mhz ♦	31	DR2-00-06	1	Dr2 Scorpio, Frequency 6 □
8		4	Screw, Machine, #10-32 X 5/8" ♦	31	DR2-00-AA	1	Dr2 Scorpio, Frequency, Special □
9		8	Hex Nut, 10-32 W/Ext. Tooth Lock Washer ♦	32	89-7750	1	Plate, Power Supply, Mounting
10		1	Plate, Module, Mounting, 32" ♦	33	89-7682	1	Pcb Assy., Lcm/Sensor Interface
11	MOD-S4	4	Module Assy., Output □	34	363-2638	38	Fuse, .5 Amp
12	89-7711	1	Module Assy., Pump	35		1	Power Supply Assy. (See Power Supply Assembly Section) ♦
13	363-1553	1	Lug, Grounding	36	363-3216	1	Terminal Block, Socket
14		1	Screw, Machine, 1/4-20 X 1/2" ♦	37		1	Bracket, Shipping ♦
15		2	Washer, Lock, 1/4" ♦	38		2	Screw, Tap, #6, ♦
16	89-7394	1	Lock, Module	39		1	Bracket, Terminal, Scorpio ♦
17	363-1752	2	Screw, Machine, #10-32	40	89-7760		Box, Conduit, Mounting
18	89-7786	1	Pcb Assy., Buf, Back Plane	41			Cable Assy., Power Supply ♦
19	360-0498	10	Screw, Machine, 8-32 X 1/4"		360-0565		Key ●■
20		10	Washer, Lock, #8 ♦		89-7775		Lid Assy., Ped., Sst W/ Antenna (Includes Items 6-8) ●■
21		2	Spacer, #8-32, M/F ♦		89-7880		Lid, Pedestal (Non-Antenna) ●■
22		1	Heat Sink ♦		89-7882		Lid, Pedestal, Sst (Non-Antenna) ●■
23		2	Hex Nut, #8-32 ♦		89-7789		Back Plate Assy., Dr2 (Includes Items 10-24) ●■
24	360-0285	1	Screw, Machine, 6-32 X 3/8				
25	363-3236	8	Hex Nut, 5/16				
26	900-41	8	Retainer, Tube, 5/16" (Used As Spacer) □				
27	89-7771	1	Cable Assy., Output				

● SERVICE ITEMS

▲ (Includes Cables)

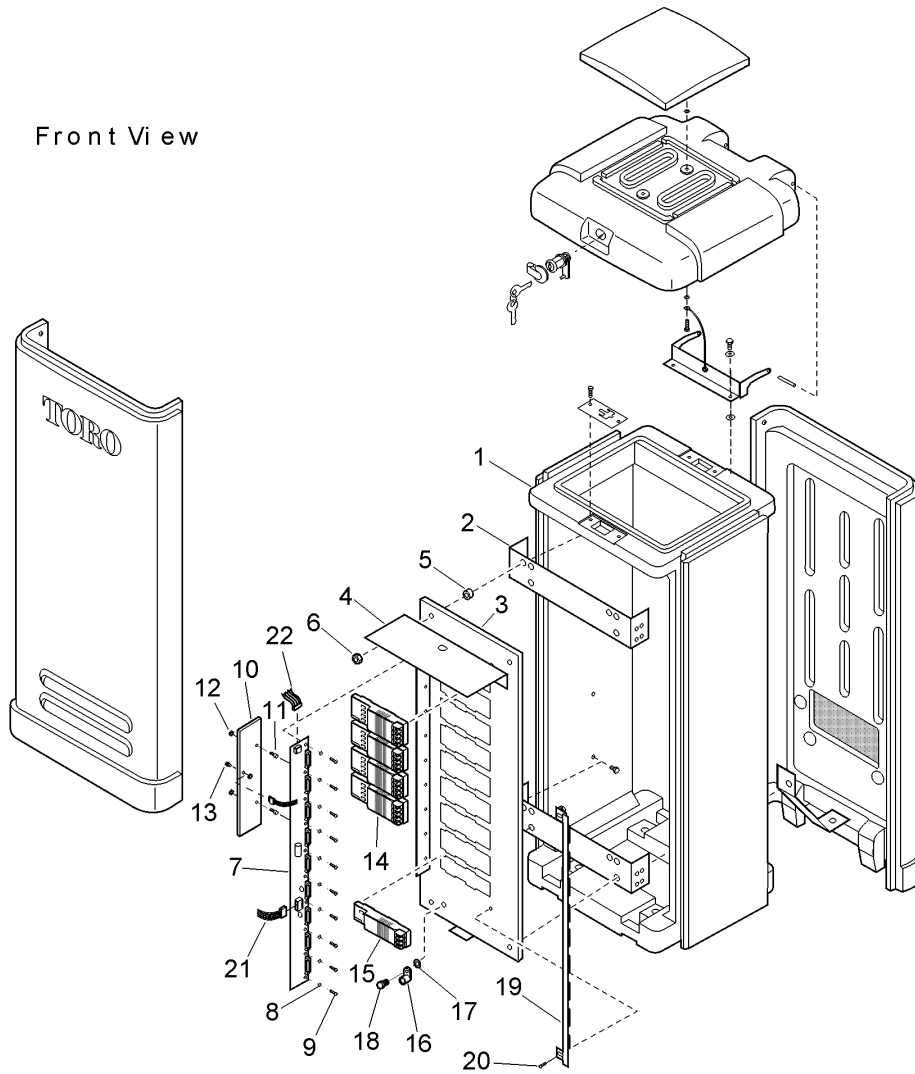
□ Order Through Finished Goods Distribution System - Minneapolis

■ Not illustrated

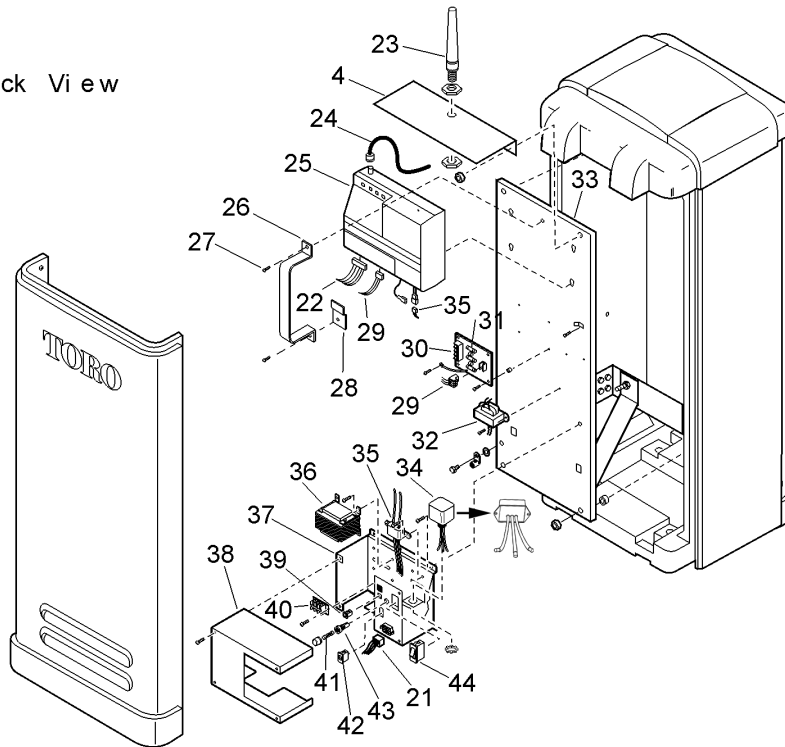
♦ Not serviced separately

Network DR2 Satellite - Plastic Cabinet

Front View



Back View



Network DR2 Satellite - Plastic Cabinet (continued)

<i>Ref.</i>	<i>Part Number</i>	<i>Qty.</i>	<i>Description</i>	<i>Ref.</i>	<i>Part Number</i>	<i>Qty.</i>	<i>Description</i>
1		1	Satellite Plastic Pedestal & Components ▲	25	DR2-00-04	1	Dr2 Scorpio, Frequency 4 ♦
2	89-8225	2	Bracket	25	DR2-00-05	1	Dr2 Scorpio, Frequency 5 ♦
3		1	Plate, Module, Mounting ▲	25	DR2-00-06	1	Dr2 Scorpio, Frequency 6 ♦
4		2	Bracket, Antenna ▲	25	DR2-00-AA	1	Dr2 Scorpio, Frequency, Special ♦
5	900-41	8	Retainer, Tube, 5/16" (Used As Spacer) ♦	26		1	Bracket, Shipping, ▲
6	363-3236	8	Hex Nut, 5/16	27		2	Screw, Tap, #6 ▲
7	89-7786	1	Pcb Assy., Buf, Back Plane	28		1	Bracket, Terminal, Scorpio ▲
8		10	Washer, Lock, #8 ▲	29		1	Cable Assy. ▲
9	360-0498	10	Screw, Machine, 8-32 X 1/4"	30	89-7682	1	Pcb Assy., Lcm/Sensor Interface
10		1	Heat Sink ▲	31	363-2638	3	Fuse, .5 Amp
11		2	Spacer, #8-32, Male/Female ▲	32	89-7979	1	Xfmr Assy., Isolation (W/Cables)
12		2	Hex Nut, #8-32 ▲	33		1	Plate, Mounting, Back ▲
13	360-0285	1	Screw, Machine, 6-32 X 3/8	34	118-0538SK	1	Joslyn Surge Protector W/Nut (Replaces Older Model)
14	MOD-S4	4	Module Assy., Output ♦				
15	89-7711	1	Module Assy., Pump	35	89-8001	1	Emi Filter Assy. (W/Cables)
16	363-1553	1	Lug, Grounding	36	102-0647	1	Transformer Assy., Svc.
17		2	Washer, Lock, 1/4" ▲	37		1	Power Supply Metal Base ▲
18		1	Screw, Machine, 1/4-20 X 1/2" ▲	38		1	Power Supply Metal Cover ▲
19	89-7394	1	Lock, Module	39	102-0651	1	Circuit Breaker, 4.0 Amp
20	363-1752	2	Screw, Machine, #10-32	40	363-3216	1	Terminal Block, Socket
21		1	Cable Assy., Power Supply ▲	41	102-0650	1	Fuse, 3.2 Amp, Slow-Blow (10-Pack)
22	89-7771	1	Cable Assy., Output	42	102-0648	1	Slide Switch 115/230V
23	102-0655	1	Antenna, 450-475 Mhz, W/Bnc Connector ♦	43	102-0649	1	Fuse Holder W/Cap
24		1	Cable Assy., Antenna ▲	44	102-0666	1	On/Off Switch
25	DR2-00-01	1	Dr2 Scorpio, Frequency 1 ♦		89-7789		Back Plate Assy., Dr2 (Includes Items 2, 3, 7, & 10-29) ●■
25	DR2-00-02	1	Dr2 Scorpio, Frequency 2 ♦				
25	DR2-00-03	1	Dr2 Scorpio, Frequency 3 ♦				

● SERVICE ITEMS

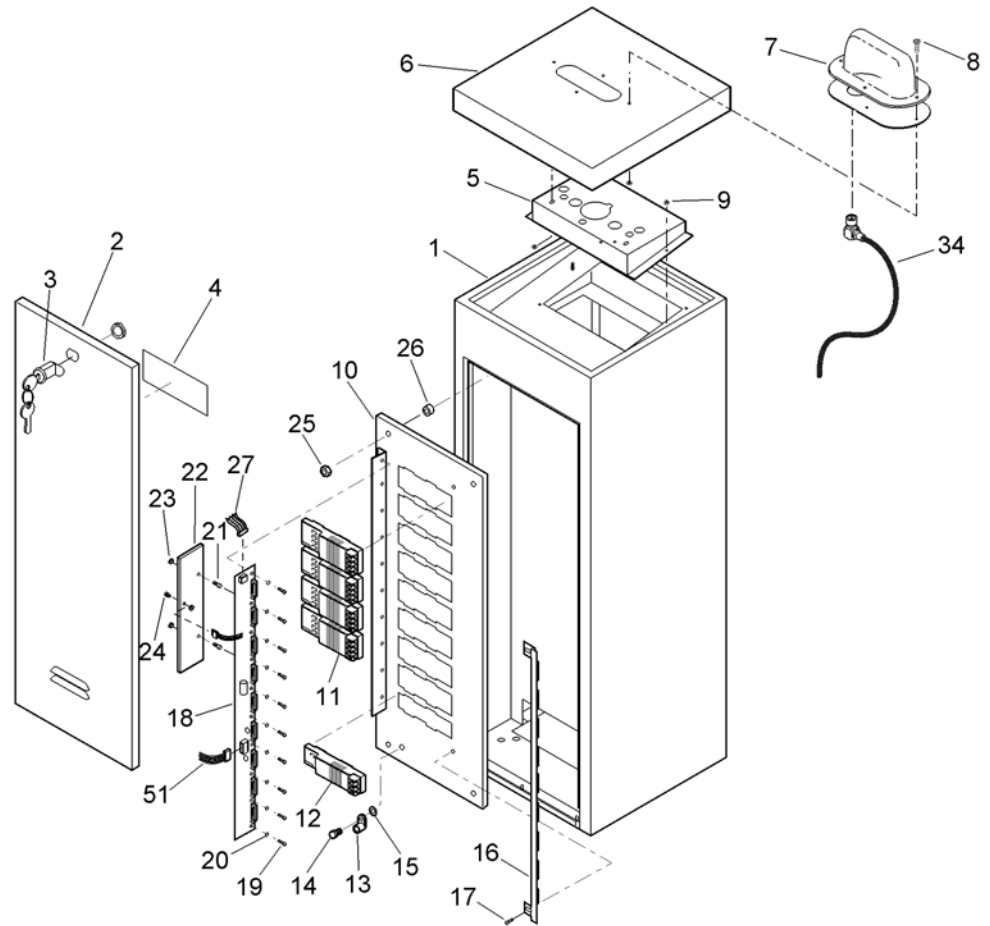
▲ Not serviced separately

♦ Order Through Finished Goods Distribution System - Minneapolis

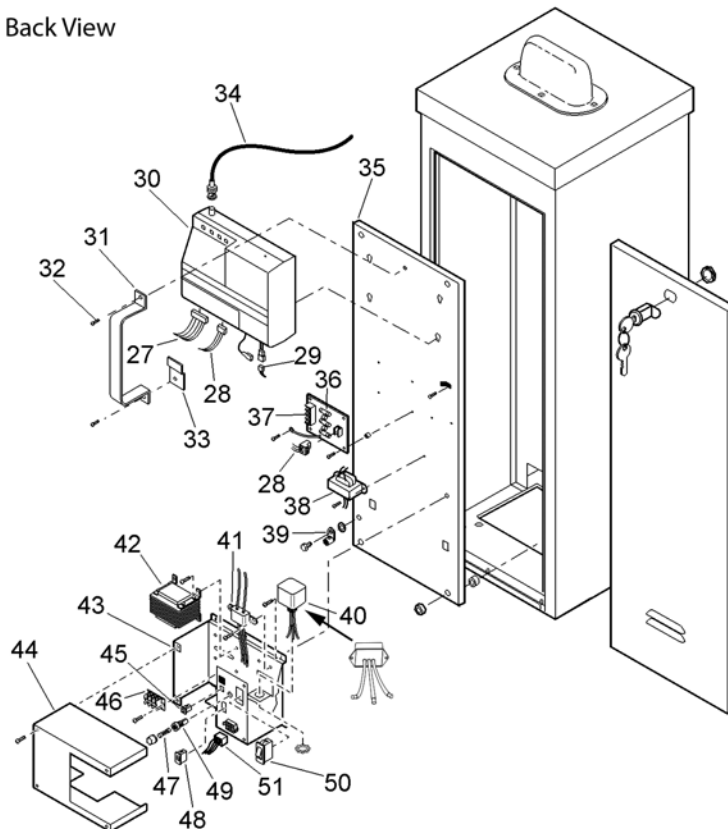
■ Not illustrated

Network DR2 Satellite - Metal Cabinet (Late Model)

Front View



Back View



Network DR2 Satellite - Metal Cabinet (Late Model) (continued)

Ref.	Part Number	Qty.	Description	Ref.	Part Number	Qty.	Description
1		1	Cabinet Assy., Pedestal, 13" X 13" ▲	30	DR2-00-02	1	Dr2 Scorpio, Frequency 2 ♦
2	89-7842	2	Door Assy. (Includes Item 3)	30	DR2-00-03	1	Dr2 Scorpio, Frequency 3 ♦
2	89-7846	2	Door Assy., Sst (Includes Item 3)	30	DR2-00-04	1	Dr2 Scorpio, Frequency 4 ♦
3	363-5369	2	Lock Assy., Door	30	DR2-00-05	1	Dr2 Scorpio, Frequency 5 ♦
4	91-0910	2	Decal, Caution, Removable Door	30	DR2-00-06	1	Dr2 Scorpio, Frequency 6 ♦
5		1	Adapter, Pedestal Lid ▲	30	DR2-00-AA	1	Dr2 Scorpio, Frequency, Special ♦
6		1	Lid, (Antenna-Mount) (See Service Item 89-7775) ▲	31		1	Bracket, Shipping, ▲
6		1	Lid, Sst (Antenna-Mount) (See Service Item 89-7775) ▲	32		2	Screw, Tap, #6, ▲
7		1	Antenna, Dome, 400-470 Mhz (See Service Item 89-7775) ▲	33		1	Bracket, Terminal, Scorpio ▲
8		1	Screw, Machine, #10-32 X 5/8" (See Service Item 89-7775) ▲	34		1	Cable Assy., Antenna ▲
9		8	Hex Nut, #10-32 W/Ext T Lk ▲	35	89-7750	1	Plate, Power Supply, Mounting
10		1	Plate, Module, Mounting, 32 ▲	36	363-2638	3	Fuse, .5 Amp
11	MOD-S4	4	Module Assy., Output ♦	37	89-7682	1	Pcb Assy., Lcm/Sensor Interface
12	89-7711	1	Module Assy., Pump	38	89-7979	1	Xfmr Assy., Isolation (W/Cables)
13	363-1553	1	Lug, Grounding	39	363-1553	1	Lug, Grounding
14		1	Screw, Machine, 1/4-20 X 1/2" ▲	40	118-0538SK	1	Joslyn Surge Protector W/Nut (Replaces Older Model)
15		2	Washer, Lock, 1/4 ▲	41	89-8001	1	Emi Filter Assy. (W/Cables)
16	89-7394	1	Lock, Module	42	102-0647	1	Transformer Assy., Svc. ●
17	363-1752	2	Screw, Machine, #10-32	43		1	Power Supply Metal Base ▲
18	89-7786	1	Pcb Assy., Buf, Back Plane	44		1	Power Supply Metal Cover ▲
19	360-0498	10	Screw, Machine, 8-32 X 1/4"	45	102-0651	1	Circuit Breaker, 4.0 Amp
20		10	Washer, Lock, #8 ▲	46	363-3216	1	Terminal Block, Socket
21		2	Spacer, #8-32, Male/Female ▲	47	102-0650	1	Fuse, 3.2 Amp, Slow-Blow (10-Pack)
22		1	Heat Sink ▲	48	102-0648	1	Slide Switch 115/230V
23		2	Hex Nut, #8-32 ▲	49	102-0649	1	Fuse Holder W/Cap
24	360-0285	1	Screw, Machine, 6-32 X 3/8	50	102-0666	1	On/Off Switch
25	363-3236	8	Hex Nut, 5/16	51		1	Cable Assy., Power Supply ▲
26		1	Spacer ▲		360-0565		Keys, Lock (Golf #1382) ●■
27	89-7771	1	Cable Assy., Output		89-7775		Lid Assy., Ped., Sst W/ Antenna (Includes Items 6-8) ●■
28		1	Cable Assy. ▲		89-8158		Lid, Pedestal (Non-Antenna) ●■
29	89-8001	1	Emi Filter Assy. (W/Cables)		89-8159		Lid, Pedestal, Sst (Non-Antenna) ●■
30	DR2-00-01	1	Dr2 Scorpio, Frequency 1 ♦		89-7789		Back Plate Assy., Dr2 (Includes Items 10-24) ●■

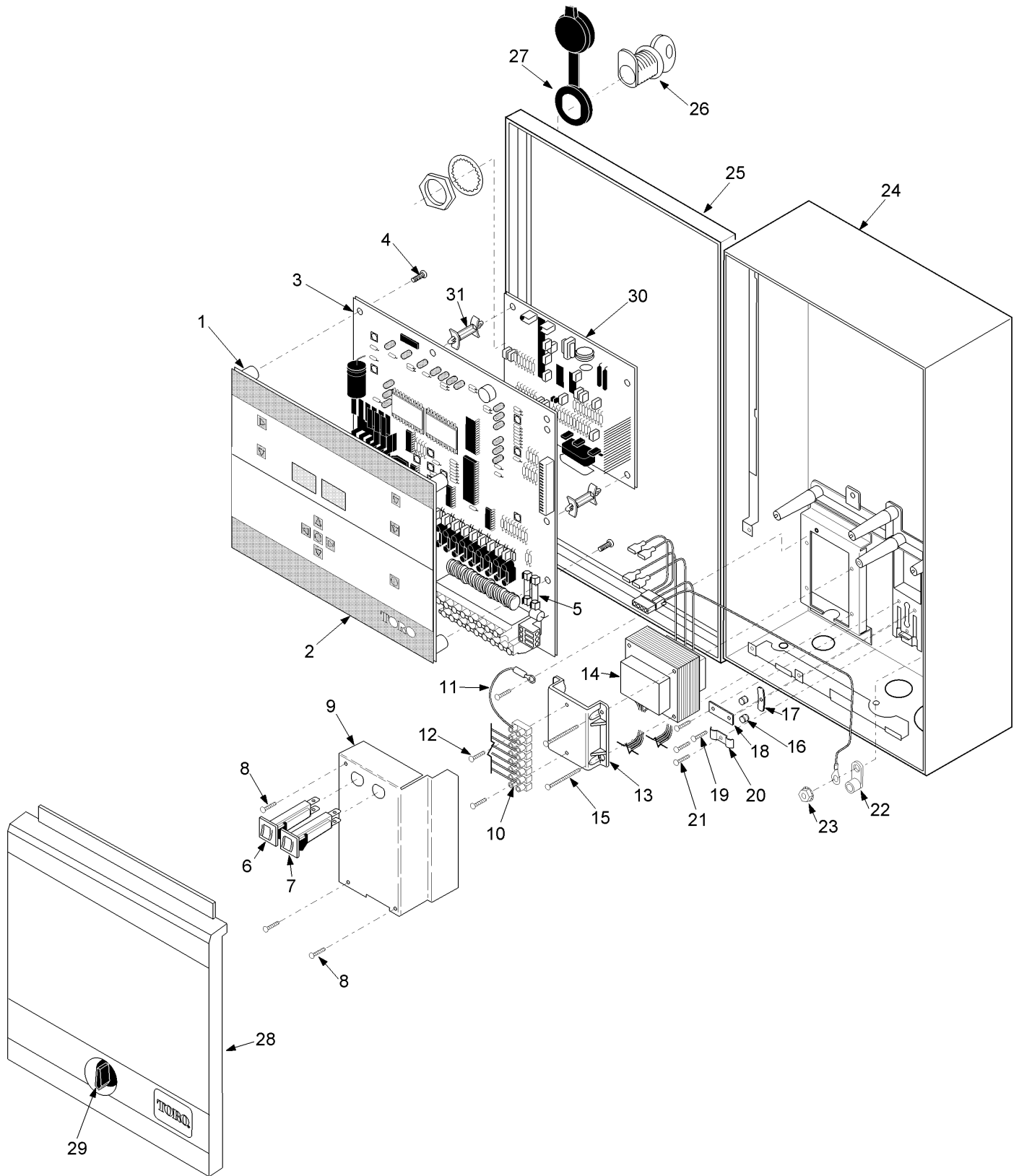
● SERVICE ITEMS

▲ Not serviced separately

♦ Order Through Finished Goods Distribution System - Minneapolis

■ Not illustrated

Network LTC 1.0 Satellite - Wall Mount Cabinet



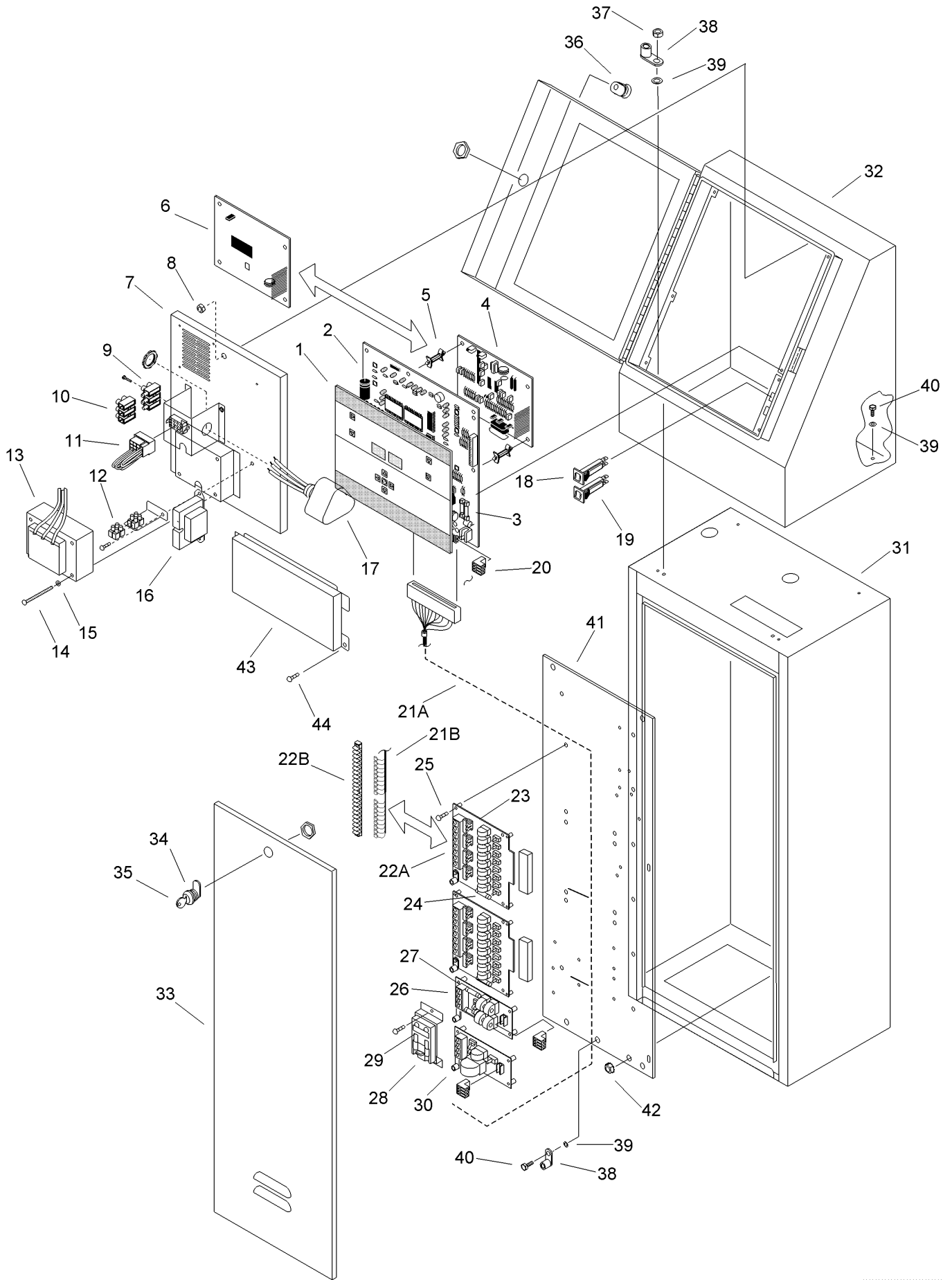
Network LTC 1.0 Satellite - Wall Mount Cabinet (continued)

<i>Ref.</i>	<i>Part Number</i>	<i>Qty.</i>	<i>Description</i>	<i>Ref.</i>	<i>Part Number</i>	<i>Qty.</i>	<i>Description</i>
1	91-0547	1	Front Plate Assy.	21	363-5255	1	Screw, Machine, #6-32
2	91-0784	1	Overlay, Ltc	22	363-1553	1	Lug, Grounding
3	91-0545	1	Pcb Assy., Ltc	23	360-0594	1	Nut-Hex
4	363-1355	5	Screw, Tap, #6	24		1	Cabinet Assy. ▲
5	363-2638	2	Fuse, .5 Amp	25		1	Door Assy. ▲
6	363-5271	1	Circuit Breaker, 0.75A	26	363-1414	1	Lock
7	363-5270	1	Circuit Breaker, 4.0A	27	9-4303	1	Cover, Lock
8	4-1063	3	Screw, Tap, #6	28	91-0782	1	Cover, Terminal
9		1	Cover, Transformer ▲	29	363-2351	1	Latch, Pawl
10	363-5219	1	Terminal Block, 8-Position	30	91-0777	1	Pcb Assy., Modem
11	91-1005	1	Wire Assy., Green/Yellow	30	91-1046	1	Pcb Assy., Vt Adapter
12	363-2033	2	Screw, Hi-Lo, #4-24	31	363-2437	4	Standoff
13	91-1030	1	Mount, Terminal Block		91-0786		Switch Actuator ■●
14	91-0919	1	Transformer Assy.		360-0565		Keys, 2 W/ Ring (Golf #1382) ■●
15	363-3103	2	Screw, Tap, #6-19 X 3/4, Phph		91-1331		Kit, Modem (Includes Items 30 & 31) ■●
16	360-0471	2	Surge Protector		91-1200		Kit, Vt Adapter (Includes Transformer And Installation Accessories) ■●
17	91-0790	1	Term. Plate, Contact		91-1213		Kit, Vt Adapter Transformer, Service ■●
18	35-7524	1	Strap				
19	363-2431	2	Screw, #6 X 1/2, Hi-Lo W/Clamp				
20	363-2271	1	Clamp, Cable				

● SERVICE ITEMS
▲ Not serviced separately

■ Not illustrated

Network LTC Satellite 1.0 - Taper-top Cabinet



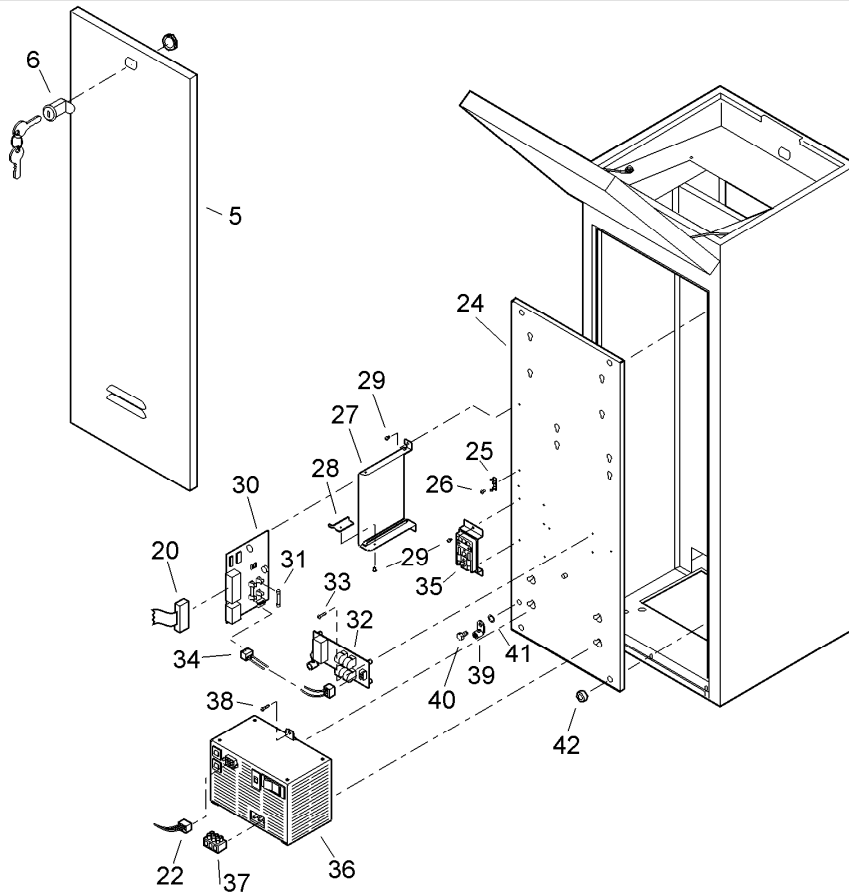
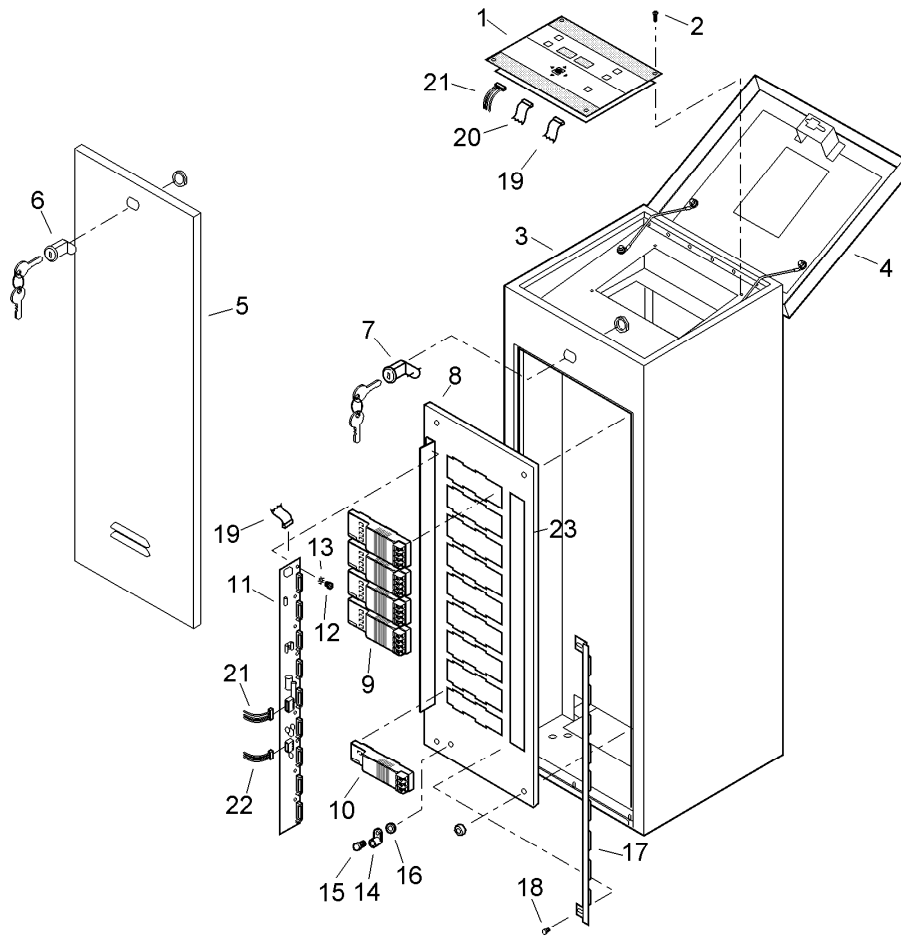
Network LTC Satellite 1.0 - Taper-top Cabinet (continued)

<i>Ref.</i>	<i>Part Number</i>	<i>Qty.</i>	<i>Description</i>	<i>Ref.</i>	<i>Part Number</i>	<i>Qty.</i>	<i>Description</i>
1	91-1591	1	Front Panel Assy., Tm	31	91-1587	1	Cabinet, 30" Galvanized (Includes Items 33-35)
2	91-2337	1	Pcb Assy., Tm	31		1	Cabinet, 30" Sst (See Service Item 89-7486) ▲
3	363-2638	2	Fuse, Fast Blow, 0.5 Amp	32	91-1586	1	Cabinet, Taper Top, Galvanized (Includes Items 35 & 36)
4	91-1331	1	Pcb Assy., Ltc Modem	32		1	Cabinet, Taper Top, Sst (See Service Item 89-7486) ▲
5	363-2437	4	Standoff, Dual Locking	33		1	Door, Cabinet, 30" Galvanized (See Service Item 89-7485) ▲
6	91-1046	1	Pcb Assy., Vt Adapter	33		1	Door, Cabinet, 30" Sst (See Service Item 89-7486) ▲
7		1	Backplate, Upper ▲	34	363-5369	1	Lock Assy., W/Keys, Door (Includes Item 35)
8	363-1752	1	Nut, Hex, Locking	35	360-0565	1	Keys, Two W/ Ring (Golf #1382)
9	363-3215	1	Terminal Block, Plug, 3-Position	36		1	Lock Assy W/ Keys, Cabinet, Taper Top (Includes Item 35) ▲
10	363-3216	1	Terminal Block, Socket, 3-Position	37	360-0594	1	Nut, 1/4-20
11		4	Power Connector ▲	38	363-1553	2	Lug, Grounding
12	363-3230	1	Terminal Block, Plug, 2-Position	39	363-1623	6	Washer, Lock
13	91-1636	1	Transformer	40	360-0595	4	Screw, Machine, 1/4-20 X 1/2"
14	363-3205	4	Screw, #8-32 X 1.5"	41	91-1441	1	Mounting Plate, Rear
15	360-0600	4	Washer, Lock, Ext T	42	363-3236	4	Hex Nut, 5/16"
16	363-1740	1	Transformer (Vt)	43		1	Cover, Access ▲
17	363-3202	1	Surge Protector	44	1-3076	2	Screw, Machine
18	363-5271	1	Circuit Breaker, 0.75 Amp		91-1593		Timing Mechanism Assy. (Includes Items 1-3) ●■
19	363-5270	1	Circuit Breaker, 4.0 Amp		89-7485		Cabinet Assy., Galvanized (Includes Items 31-40) ●■
20	363-2231	1	Connector, 3-Pin, Female		89-7486		Cabinet Assy., Sst (Includes Items 31-40) ●■
21A	91-1641	1	Cable Assy., Surge				
21B	91-1639	1	Cable Assy., Non-Surge				
22A	91-1957	2	Pcb, Surge Protection, 8-Station				
22B	363-3200	1	Terminal Block, 20-Position				
23	360-0471	16	Surge Protector (Pill)				
24	363-1222	2	Fuse, 3 Amp, Slow-Blow				
25	363-5362	16	Screw, Tap				
26	91-1307	1	Pcb Assy., Surge Protection, Communication				
27	363-2638	2	Fuse, Fast Blow, 0.5 Amp				
28	35-8833	1	Bracket Assembly, Communication				
29	360-0471	2	Surge Protector (Pill)				
30	91-1305	1	Pcb Assy., Surge Protection, Pump/Com				

● SERVICE ITEMS
▲ Not serviced separately

■ Not illustrated

Network LTC Satellite 2.0 - Metal Cabinet (1 of 3)



Network LTC Satellite 2.0 - Metal Cabinet (1 of 3) (continued)

Ref.	Part Number	Qty.	Description	Ref.	Part Number	Qty.	Description
1	89-7708	1	Timing Mechanism Assy., Ltc 2.0	30	89-7680	1	Modem Assy., Ltc/Vt Adapter, 2.0
2	360-0285	4	Screw, Machine, 6-32 X 3/8	31	102-3819	2	Fuse, 0.75 Amp (10-Pack)
3	89-7983	1	Pedestal Assy. 13 X 13 Sst (Includes Items 3-8)	32	91-1307	1	Pcb Assy., Surge Protection, Communication
4		1	Lid Assy., Pedestal (See Item 89-7983) ▲	33	363-5362	4	Screw, Tap, #6
5		2	Door Assy., Pedestal (See Item 89-7983) ▲	34	91-1405	1	Cable Assy., Comm.
6	363-5369	2	Lock Assy., Door	35	35-8833	1	Bracket Assembly, Com Cable
7	9-1695	1	Lock Assy., Lid	36		1	Power Supply (See Power Supply Assembly Section) ▲
8	89-6730	1	Back Plate, Module	37	363-3216	1	Terminal Block, Socket
9	MOD-S4	4	Module Assy., Output ◆	38		1	Screw, Tap, 10-32 X 3/8" ▲
10	89-7711	1	Module Assy., Pump	39	363-1553	1	Lug, Grounding
11	89-7710	1	Back Plane Pcb Assy.	40		1	Screw, Machine, 1/4-20 X 1/2" ▲
12	360-0498	10	Screw, Machine, 8-32 X 1/4"	41		1	Washer, Lock, Internal Tooth, 1/4" ▲
13		10	Washer, Lock, #8 ▲	42		8	Nut, 5/16-20 ▲
14	363-1553	1	Lug, Grounding		360-0565		Keys, Two W/ Ring (Golf #1382) ●■
15		1	Screw, Machine, 1/4-20 X 1/2" ▲		89-7701		Modem Assy., Universal, Service ■●
16		1	Washer, Lock, Internal Tooth, 1/4" ▲		89-7709		Back Plate Assy. W/ Output Modules (Includes Items 8-18) ●■
17	89-7394	1	Lock, Module		89-7705		Back Plate Assy. W/Power Supply (Includes Items 24-42) ●■
18		2	Screw, Machine, 10-32 ▲		363-2200		Battery, 3.9V ■●
19	89-7706	1	Cable Assy., Output Module		89-7172		Eprom Rev. 2.5 ■●
20	35-6328	1	Cable Assy., Modem		89-8118		2.5 Upgrade Kit (Includes 2.5 Eprom, Installation Instructions, And Faceplate Decal) ◆■●
21	89-7707	1	Cable Assy., Power To Tm				
22	89-7335	1	Cable Assy., Power Supply				
23	35-6394	1	Label, Station				
24	89-6944	1	Back Plate, Power Supply				
25	35-7288	1	Clip, Grounding				
26	1-3082	1	Screw, Machine, #4-40 X 1/2", Electric				
27	35-8570	1	Bracket, Modem				
28	35-8704	1	Bracket, Retainer, Lower				
29	363-5072	5	Screw, Tap, #6				
30	89-7852	1	Modem Assy., Standard (Includes Item 31)				

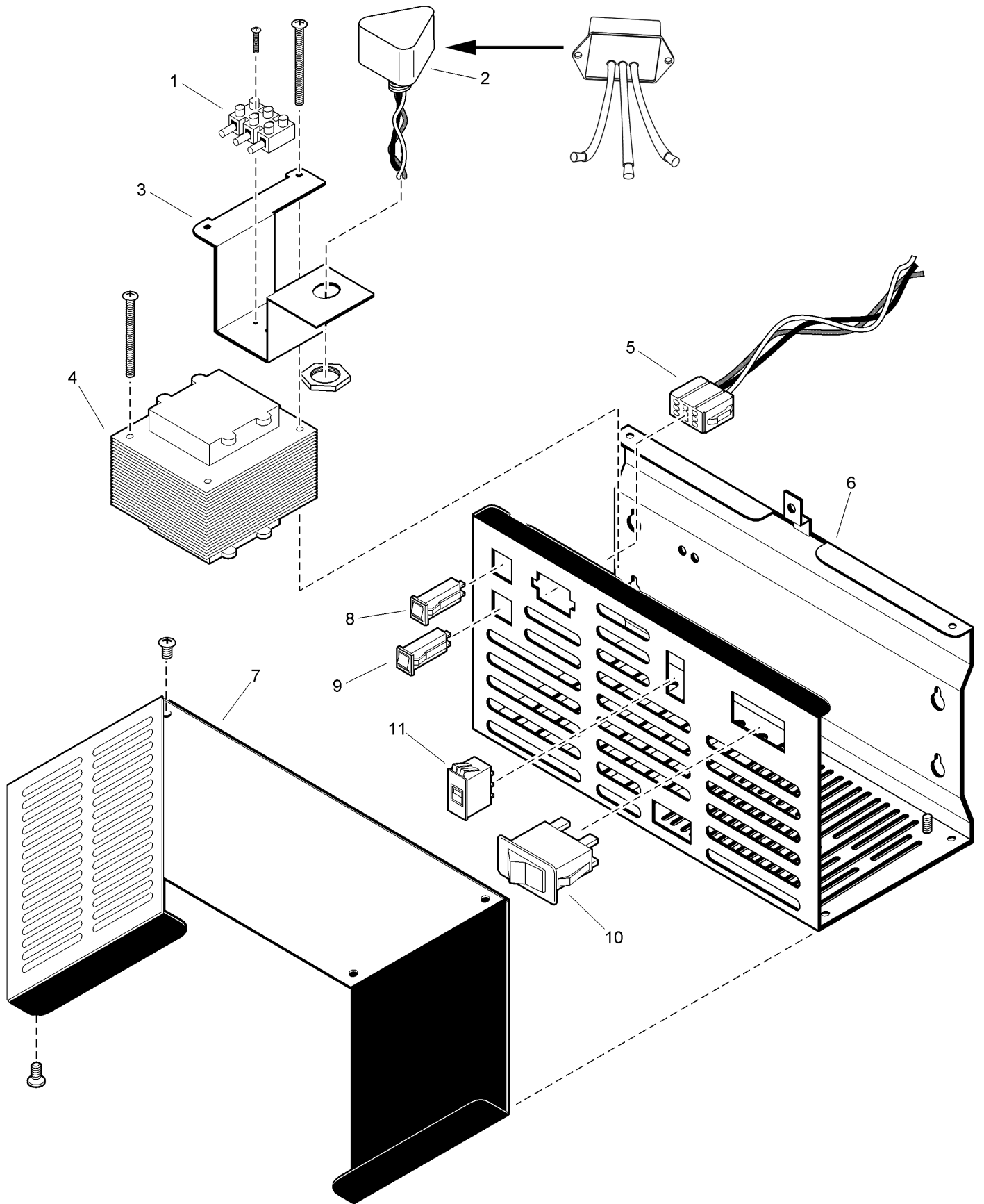
● SERVICE ITEMS

▲ Not serviced separately

◆ Order Through Finished Goods Distribution System - Minneapolis

■ Not illustrated

Network LTC Sat. 2.0, Network DR2 PS Assy (3 of 3)



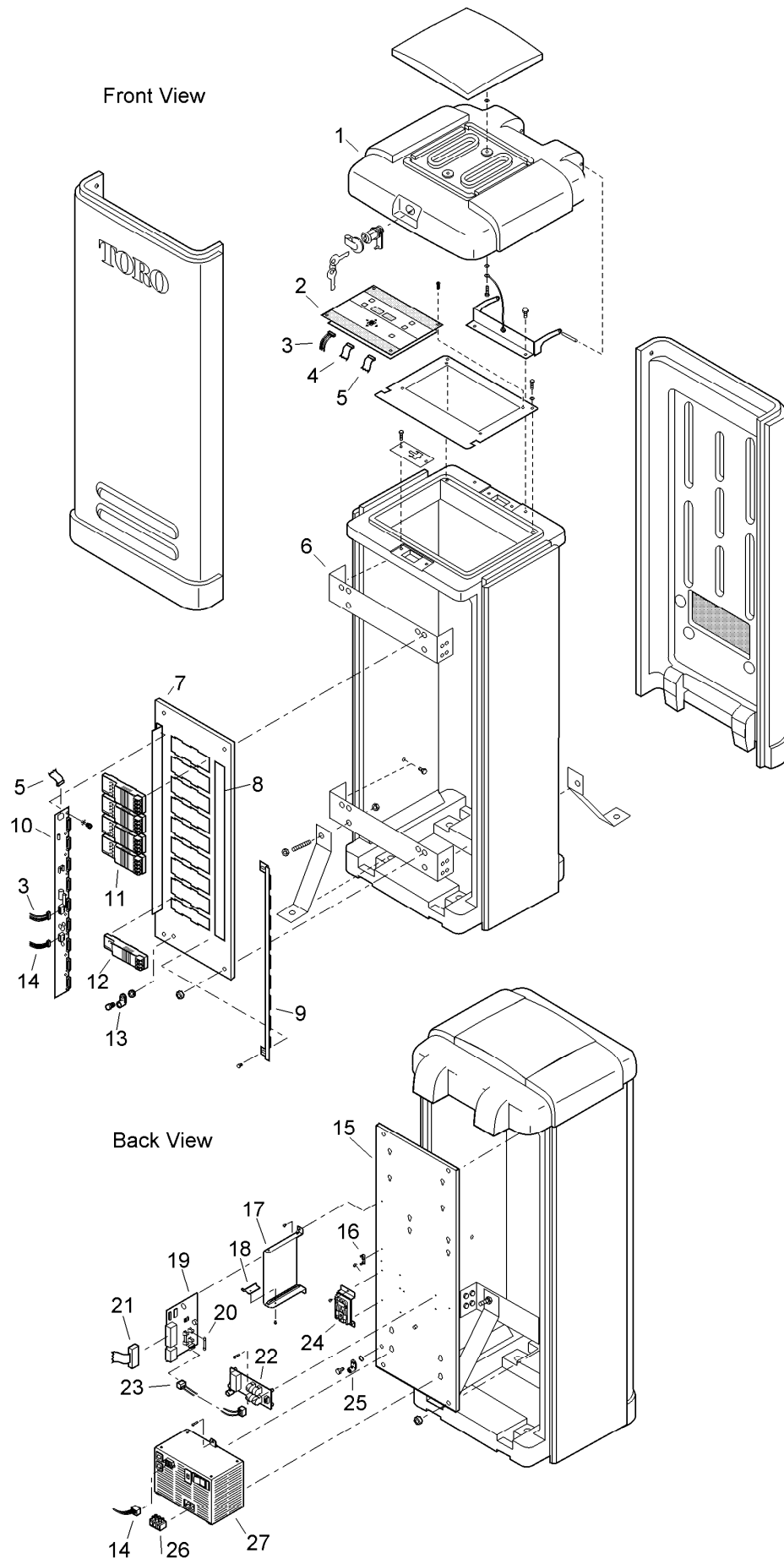
Network LTC Sat. 2.0, Network DR2 PS Assy (3 of 3) (continued)

<i>Ref.</i>	<i>Part Number</i>	<i>Qty.</i>	<i>Description</i>	<i>Ref.</i>	<i>Part Number</i>	<i>Qty.</i>	<i>Description</i>
1	363-3215	1	Terminal Block, Plug, 3-Position	9	363-5270	1	Circuit Breaker, 4.0 Amp
2	118-0589SK	1	Surge Protector (Replaces Older Model)	10	363-3361	1	Switch, Circuit Breaker, 1.5A
3		1	Bracket, Surge ▲	11	102-0648	1	Slide Switch 115/230V A.C. Selection (Ltc Only)
4	89-7334	1	Transformer Assembly, Ltc 2.0		89-7702		Power Supply Assy., Svc., Ltc 2.0 (Includes Items 1-11) ● ■
4	89-7767	1	Transformer Assembly, Dr2		89-7766		Power Supply Assy., Svc., Network Dr2 (Early Production Models) (Includes Items 1-10) ● ■
5		1	Socket, 9-Pin ▲				
6		1	Case, Power Supply ▲				
7		1	Cover, Power Supply ▲				
8	363-3467	1	Circuit Breaker, 2.0 Amp				

● SERVICE ITEMS
▲ Not serviced separately

■ Not illustrated

Network LTC Satellite 2.0 - Plastic Cabinet (2 of 3)



Network LTC Satellite 2.0 - Plastic Cabinet (2 of 3) (continued)

<i>Ref.</i>	<i>Part Number</i>	<i>Qty.</i>	<i>Description</i>	<i>Ref.</i>	<i>Part Number</i>	<i>Qty.</i>	<i>Description</i>
1		1	Satellite Plastic Pedestal & Components (See Satellite Plastic Pedestal And Components Section) ▲	18	35-8704	1	Bracket, Retainer, Lower
2	89-7708	1	Timing Mechanism Assy., Ltc 2.0	19	89-7852	1	Modem Assy., Standard, Service
3	89-7707	1	Cable Assy., Power To Tm	20	102-3819	2	Fuse, 0.75 Amp (10-Pack)
4	35-6328	1	Cable Assy., Modem	21	35-6328	1	Cable Assy., Modem
5	89-7057	1	Cable Assy., Output Module	22	91-1307	1	Pcb Assy., Surge Protection, Communication
6		2	Bracket ▲	23	91-1405	1	Cable Assy., Comm.
7	89-6730	1	Back Plate, Module	24	35-8833	1	Bracket Assembly, Com Cable
8	35-6394	1	Label, Station	25	363-1553	1	Lug, Grounding
9	89-7394	1	Lock, Module	26	363-3216	1	Terminal Block, Socket
10	89-7710	1	Back Plane Pcb Assy.	27		1	Power Supply Assy. (See Power Supply Assembly Section) ▲
11	MOD-S4		Module Assy., Output ♦				
12	89-7711	1	Module Assy., Pump		363-2200		Battery, 3.9 Volt, Lithium ■●
13	363-1553	1	Lug, Grounding		89-7172		Eprom Rev. 2.5 ■●
14	89-7335	1	Cable Assy., Power Supply		89-8118		2.5 Upgrade Kit (Includes Eprom, Installation Instructions, And Faceplate Decal) ♦■●
15	89-6944	1	Back Plate, Power Supply				
16	35-7288	1	Clip, Ground				
17	35-8570	1	Bracket, Modem				

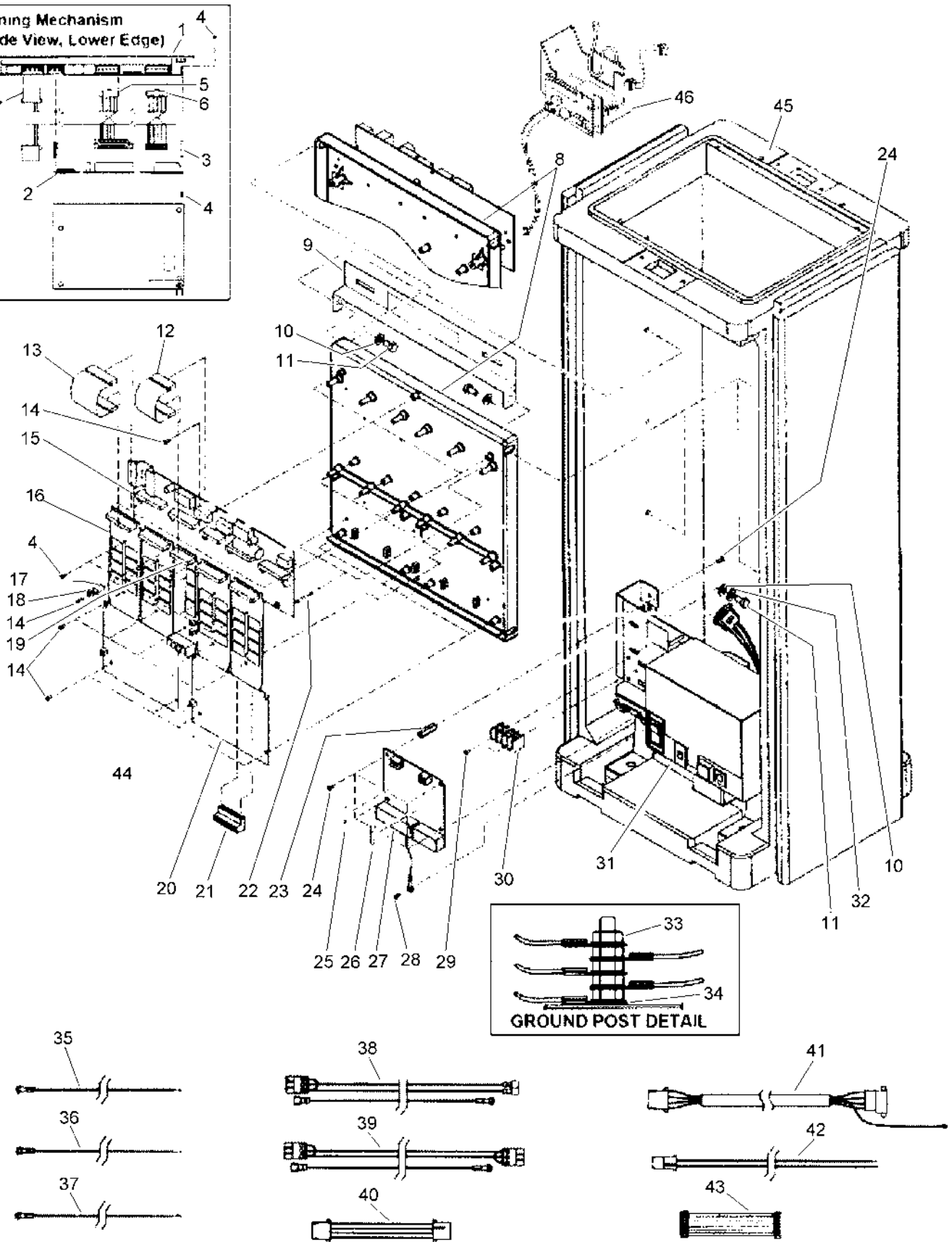
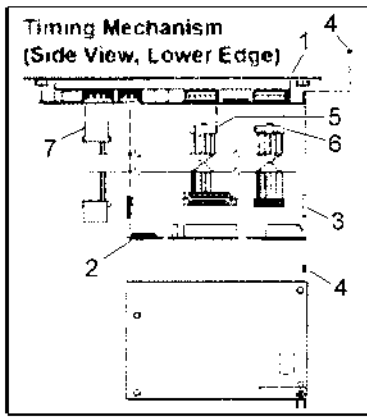
● SERVICE ITEMS

▲ Not serviced separately

♦ Order Through Finished Goods Distribution System - Minneapolis

■ Not illustrated

Network LTC Plus Sat. - Internal Components



Network LTC Plus Sat. - Internal Components (continued)

Ref.	Part Number	Qty.	Description	Ref.	Part Number	Qty.	Description
1	102-0794	1	Timing Mechanism Assembly (Includes Items 1, 3, 4 & 6) ●	32	363-1623	4	Washer, Lock
2	89-9026	1	Modem, Standard (Includes Items 2-5) ●	33		5	Hex Nut, #8-32 W/External Tooth Lock Washer ▲
3		4	Standoff, Hex 1/4" X 1.5" ▲	34	360-0600	1	Washer, Lock, Ext T
4	1-3078	4	Screw, Machine, #6-32 X 1/4"	35			Wire Assy., Ground, 14 Awg X 8" (See Service Item 89-9049) ▲
5	89-9043	1	Cable Assy., Ribbon, Timing Mechanism To Modem	36		1	Wire Assy., Ground, 14 Awg X 10.5" (See Service Item 89-9049) ▲
6	89-9042	1	Cable Assy., Ribbon, Timing Mechanism To Distribution Board	37		1	Wire Assy., Ground, 14 Awg X 13" (See Service Item 89-9049) ▲
7	89-9041	1	Cable Assy., 2-Wire, Timing Mechanism Power	38		1	Cable Assy., Modem To Terminal Block (See Service Item 89-9044) ▲
8	89-9027	2	Frame, Black Plastic Assy. (Includes Item 22)	39		1	Cable Assy., Modem To Surge Board (See Service Item 89-9044) ▲
9		1	Bracket, Reinforce (Plastic Cabinet Models Only) ▲	40	89-9045	1	Cable Assy., 4-Wire Jumper
10	360-0140	4	Washer-Flat	41	89-9046	1	Cable Assy., 4-Wire, Shielded
11	360-0595	8	Screw, Machine, 1/4-20 X 1/2"	42	89-9047	1	Cable Assy., 2-Wire, Pump/Com Board To Surge Board
12	102-0803	1	Cable Assy., Ribbon, 12-Pin (Pump/Common To Distribution)	43	89-9048	1	Cable Assy., Ribbon, Jumper
13	102-0802	4	Cable Assy., Ribbon, 16-Pin (8-Station Output To Distribution)	44	102-5940SK		Kit, Station Labels, Numbered, Plastic ◆
14	363-1355		Screw, Tap, #6 ◆	45		1	Satellite Plastic Pedestal (See Satellite Plastic Pedestal Section) ▲
15	102-0793	1	Parallel Distribution Board (Includes Item 14) ●	46		1	Radio Assembly (See Network Ltc Plus Radio Assembly Section) ▲
16	102-0796	1	Output Module, 8-Station Svc. (Includes Items 4, 13, & 14) ◆●□		89-9027		Frame, Black Plastic Assy. (Includes Item 22) ●■
17		2	Retainer ▲		89-9033		16-Station Output Board W/O Surge Pills Or Switches (Includes Item 14) □●■
18	363-5083	2	Washer, Brass		89-9034		16-Station Output Board W/Switches (Includes Item 14) □●■
19	102-0795	1	Pump/Com Module Svc. (Includes Items 12, 14, 17, 18, & 19) ●□		89-9035		16-Station Output Board W/Surge Pills (Includes Item 14) □●■
20			16-Station Output Board (See Services Items 89-9033 To 89-9039) ▲		89-9036		16-Station Output Board W/Surge Pills Or Switches (Includes Item 14) □●■
21	89-9032		Connector, Terminal Block, 8-Station ◆		89-9044		Cable Assy. Svc., Surge To Modem & Surge To Terminal Block (Includes Items 37 & 38) ●■
22	363-3587	2	Screw, Tap, #8 X 1.5"				
23	363-3603	4	Standoff, Hex, 5/16" X 1"				
24	360-0285	8	Screw, Machine, 6-32 X 3/8				
25	363-2638	4	Fuse, 0.5 Amp, 250V ●				
26	363-2635	4	Fuse, 7.5 Amp, 250V ●				
27	118-1448SK	1	Pump/Common/Communication Surge Board (Includes Items 23, 24, & 27) □●				
28	360-0136	1	Screw, Tap, #8				
29	4-1063	2	Screw, Tap, #6				
30	363-3574	1	Terminal Block, 2-Position				
31	102-0645	1	Power Supply Assy. (See Power Supply Assembly.)				

● SERVICE ITEMS

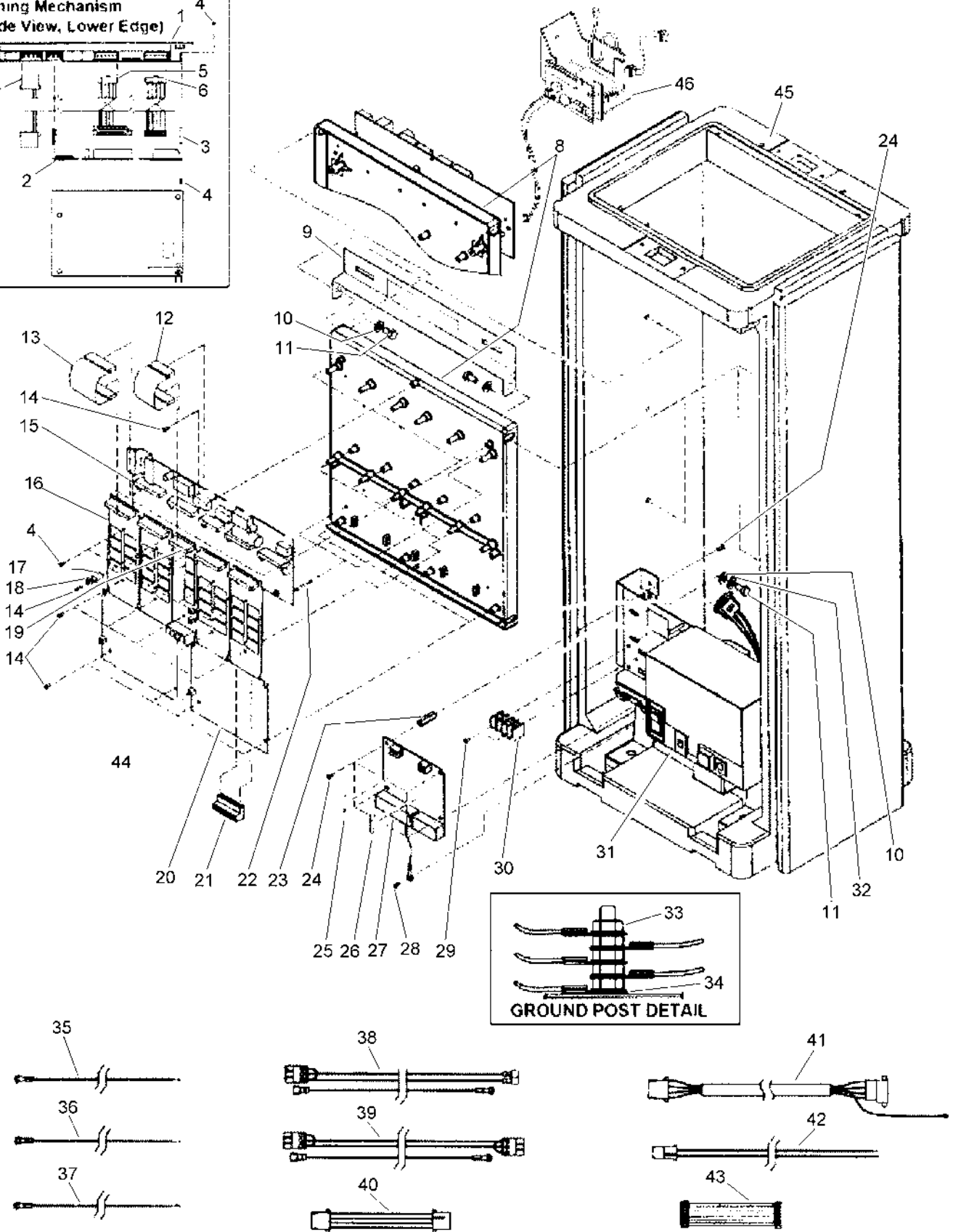
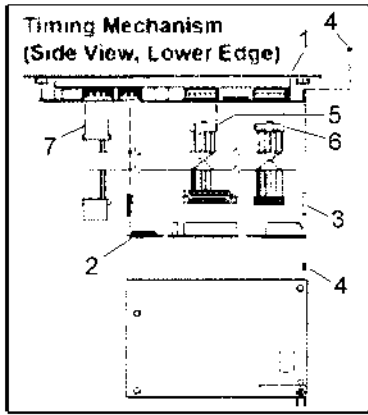
▲ Not serviced separately

□ Order Through Finished Goods Distribution System - Minneapolis

■ Not illustrated

◆ Quantity Varies With Model

Network LTC Plus Sat. - Internal Components (continued)

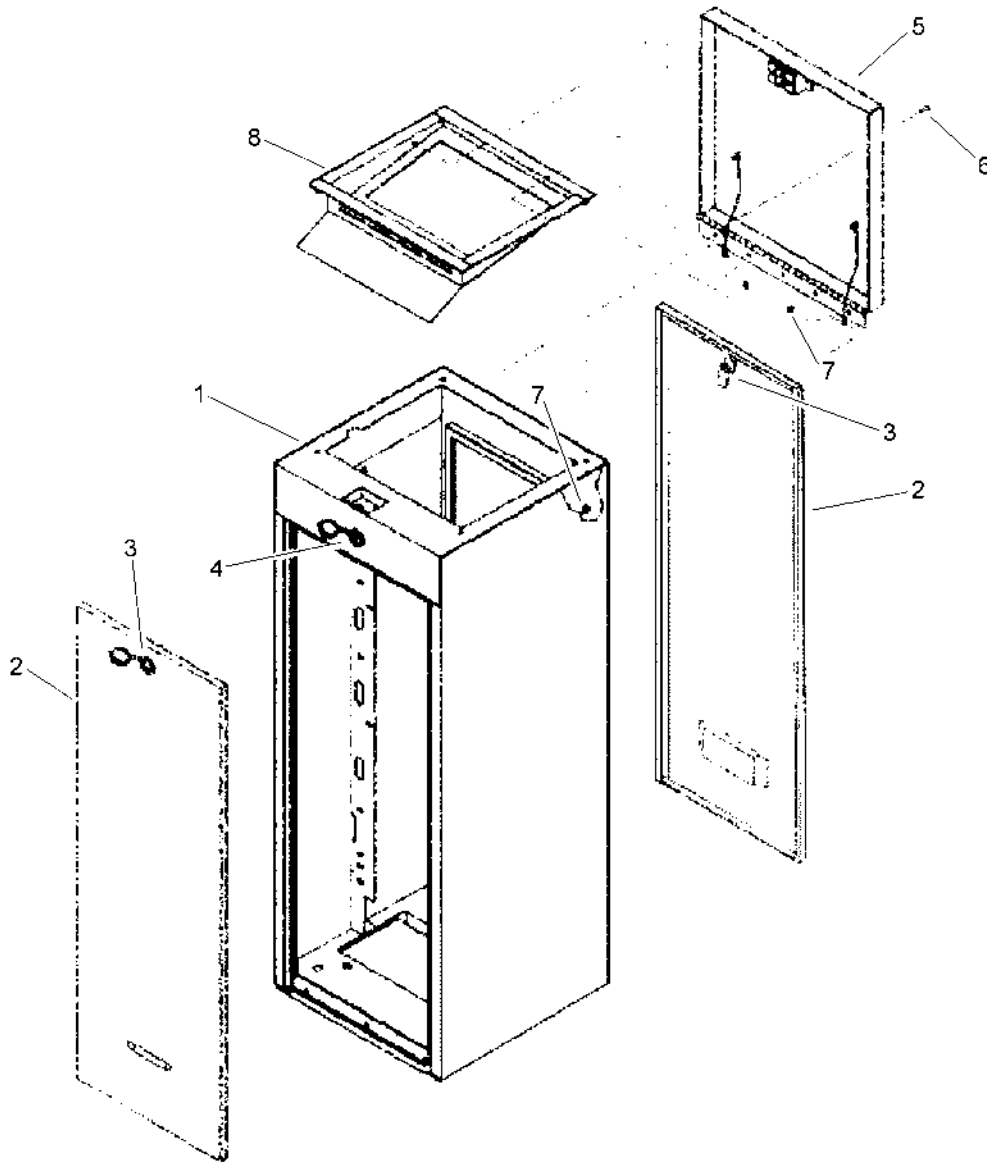


Network LTC Plus Sat. - Internal Components (continued)

- SERVICE ITEMS
- ▲ Not serviced separately
- Order Through Finished Goods Distribution System - Minneapolis

- Not illustrated
- ◆ Quantity Varies With Model

Network LTC Plus Satellite 4.0, Metal Cabinet



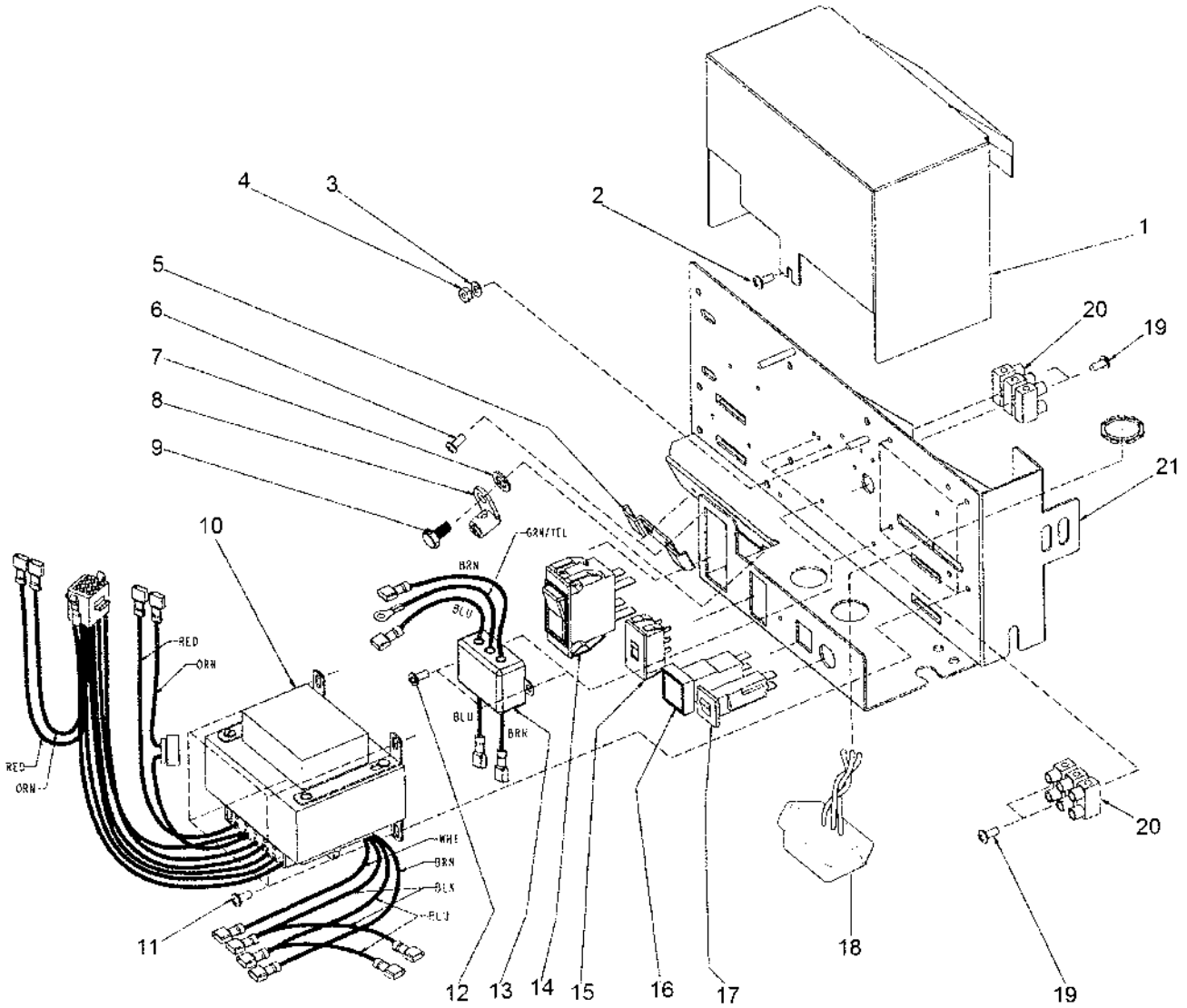
Network LTC Plus Satellite 4.0, Metal Cabinet (continued)

<i>Ref.</i>	<i>Part Number</i>	<i>Qty.</i>	<i>Description</i>	<i>Ref.</i>	<i>Part Number</i>	<i>Qty.</i>	<i>Description</i>
1	102-0702	1	Base, Pedestal Green, Sst W/Lock Assy, Svc. (Includes Item 4, Cover & Keys) ●	5	102-0703	1	Cover, Pedestal Green, Sst
2	102-0704	2	Door, Pedestal, Green, Sst, Service (Includes Item 3, Lock Cover & Keys) ●	6	363-3438	5	Screw, #10-32 X 3/4", Sst
3	102-0714	2	Lock Kit, Door, And Keys, Service ●	7	363-1752	4	Hex Nut, #10-32, Sst
4	102-0705	2	Lock Kit, Cover And Keys, Service ●	8	102-0684	1	Mount, Timing Mechanism, Sst
					360-0565		Keys, Two W/ Ring (Golf #1382) ● ■
					89-8294		Pedestal Assy., Green, Sst, Service (Includes Items 1-7) ● ■

● SERVICE ITEMS

■ Not illustrated

N. LTC Plus, Power Supply, Early Model



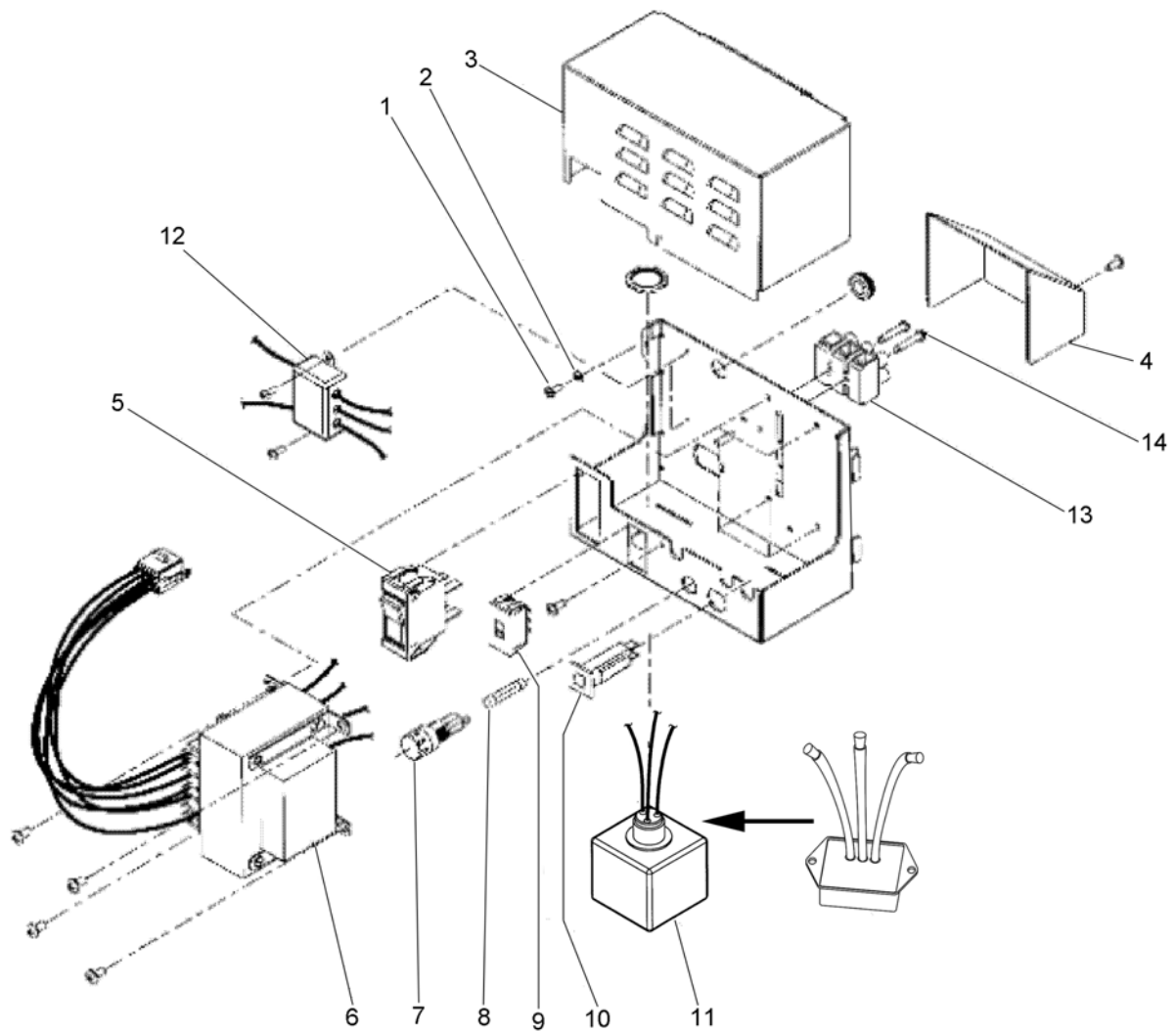
N. LTC Plus, Power Supply, Early Model (continued)

<i>Ref.</i>	<i>Part Number</i>	<i>Qty.</i>	<i>Description</i>	<i>Ref.</i>	<i>Part Number</i>	<i>Qty.</i>	<i>Description</i>
1	102-0800	1	Cover, Power Supply, Svc. ●	15	102-0648	1	Slide Switch 115/230V
2	360-0136	1	Screw, Tap, #8	16	102-0788	1	3.2A Fuse Holder Assy.
3	360-0600	1	Washer, Lock, Ext T	17	102-0651	1	Circuit Breaker, 4.0 Amp
4		1	Nut, Hex, #8-32 ▲	18	118-0538SK	1	Ttf Surge Protector
5		1	Clamp, Com Cable ▲	19	360-0297	4	Screw, #6 X 3/4"
6	1-6051	1	Screw	20	102-0792	2	Terminal Block, 3-Position, Svc. (Includes Item 19) ●
7	363-1623	1	Washer, Lock	21	102-0801	1	Plate, Transformer Mounting, Svc. ●
8	363-1553	1	Lug, Grounding		102-0650	10	Fuse, 3.2 Amp, Slow-Blow (10-Pack) ●■
9	360-0595	1	Screw, Machine, 1/4-20 X 1/2"		89-9037	1	Power Supply Assembly, W/O Surge (Includes 1-17 And 19-21) ■●
10	102-0791	1	Transformer W/Wire Harness Assy., Svc. ●		89-9038	1	Power Supply Assembly, W/ Surge (Includes 1-21) ■●
11		4	Screw, Tap, #10 X 3/8" ▲				
12	4-1063	2	Screw, Tap, #6				
13	102-0700	1	Filter Assy., Rfi				
14	102-0666	1	On/Off Switch				

● SERVICE ITEMS
▲ Not serviced separately

■ Not illustrated

Power Supply, N. LTC Plus and E-Series OSMAC



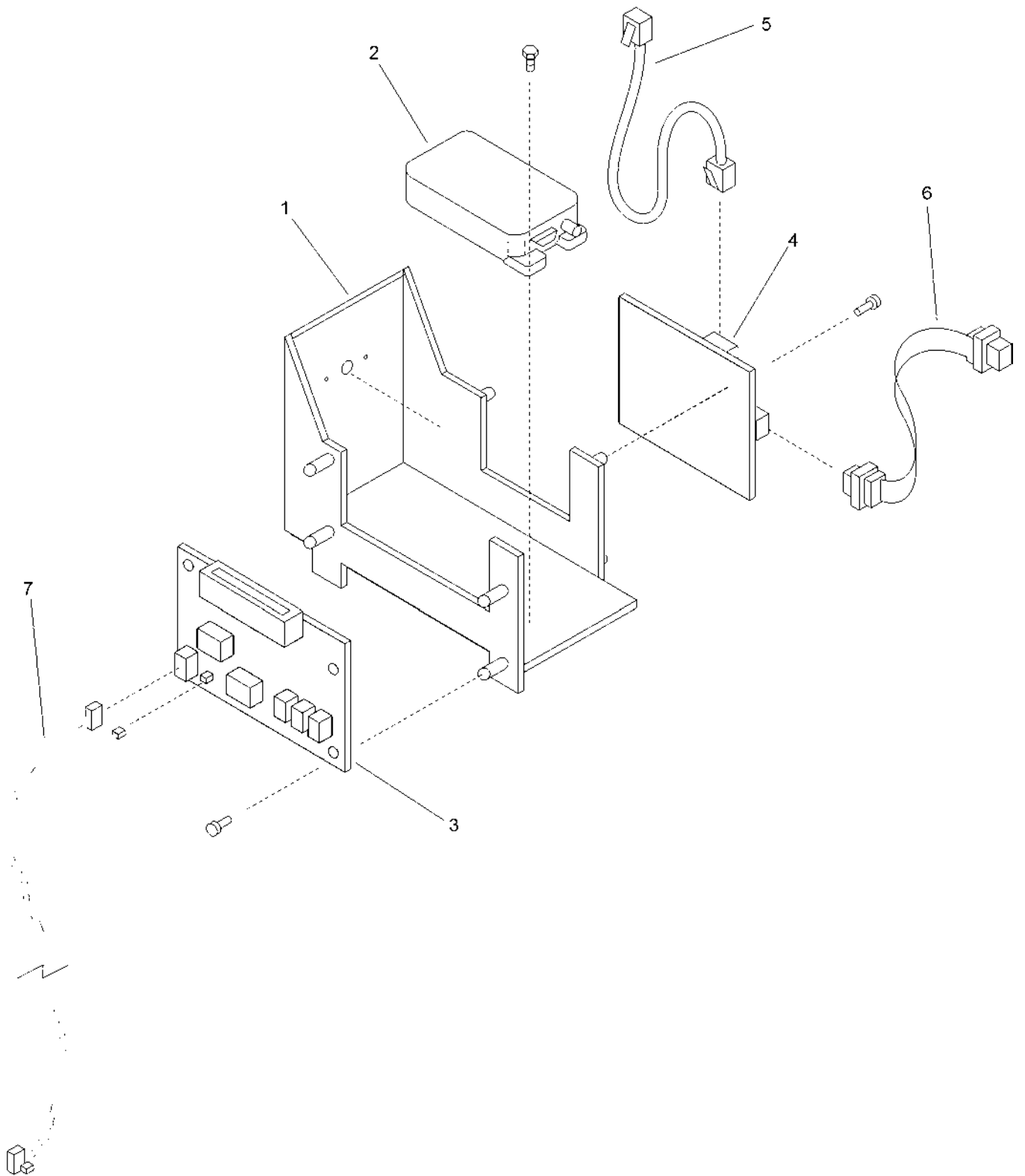
Power Supply, N. LTC Plus and E-Series OSMAC (continued)

<i>Ref.</i>	<i>Part Number</i>	<i>Qty.</i>	<i>Description</i>	<i>Ref.</i>	<i>Part Number</i>	<i>Qty.</i>	<i>Description</i>
1	4-1063	2	Screw, Tap, #6	9	102-0648	1	Slide Switch 115/230V
2		2	Washer, Lock, #6 ▲	10	102-0651	1	Circuit Breaker, 4.0 Amp
3	102-0646	1	Cover, Power Supply	11	118-0538SK	1	Ttf Surge Protector
4	102-0695	1	Cover, Wire Terminal	12	102-0700	1	Filter Assy., Rfi
5	102-0666	1	On/Off Switch	13	102-0667	1	Terminal Block, 115/230V (Includes Item 14)
6	102-0647	1	Transformer Assy., Svc. ●	14	360-0297	2	Screw, #6 X 3/4"
7	102-0649	1	Fuse Holder W/Cap		102-0645	1	Power Supply Assembly (Includes Items 1-14) ■
8	102-0650	1	Fuse, 3.2 Amp, Slow-Blow (10-Pack) ●				

● SERVICE ITEMS
▲ Not serviced separately

■ Not illustrated

Network LTC Plus Radio Assembly



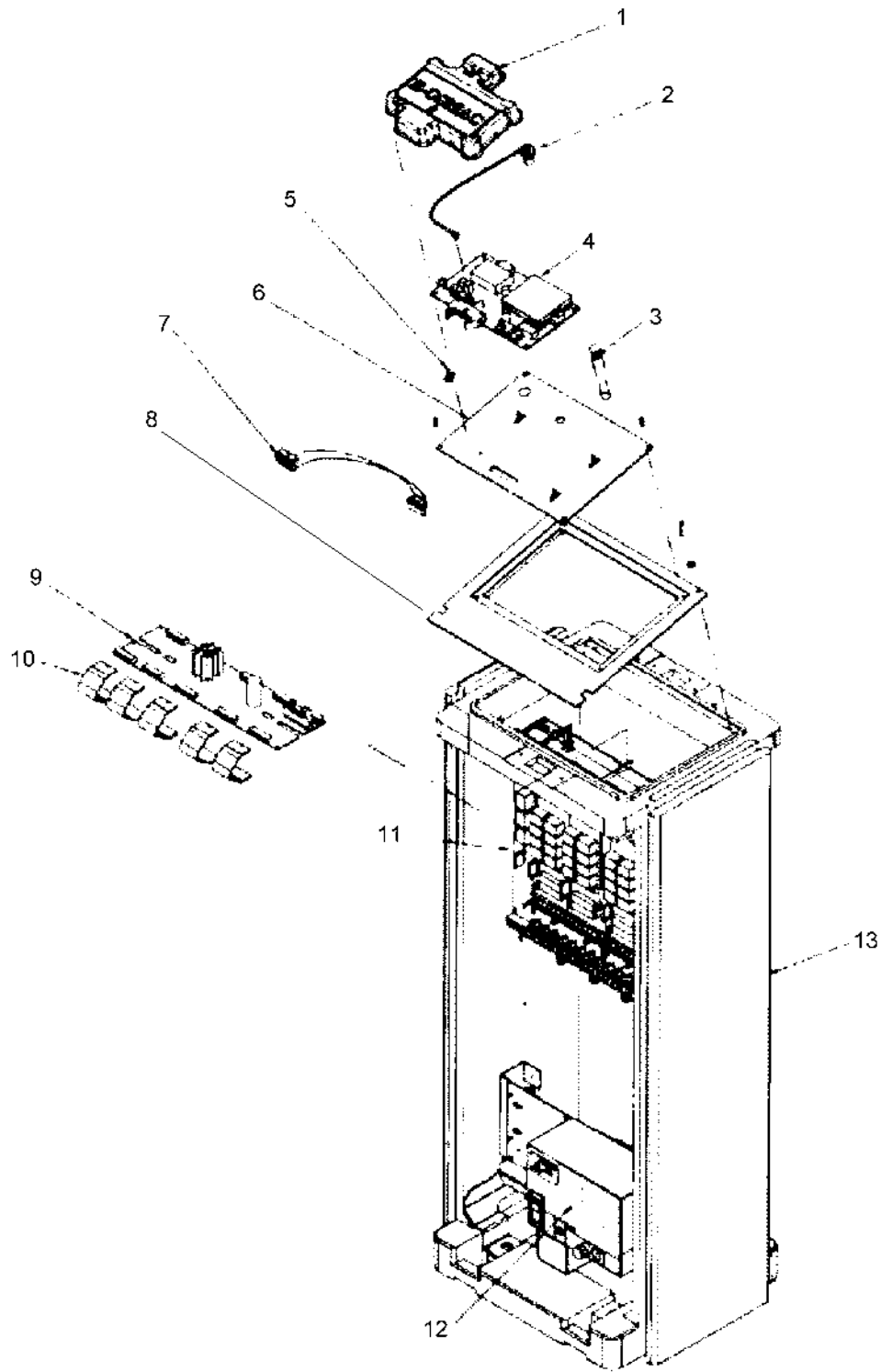
Network LTC Plus Radio Assembly (continued)

<i>Ref.</i>	<i>Part Number</i>	<i>Qty.</i>	<i>Description</i>	<i>Ref.</i>	<i>Part Number</i>	<i>Qty.</i>	<i>Description</i>
1		1	Bracket, Radio Assy. (Uhf Models Only) ●	5	363-3619SK	1	Rj-45 Cable Assy. (Uhf Models Only) ■
2	363-4638SK	1	Maxon Radio (Uhf Models Only)(See Service Item 363-4638)	6	102-3257SK	1	Db-9 Cable Assy. (Uhf Models Only) ■
3	89-7701	1	Universal Modem (Uhf Models Only) ■	7		1	Cable Assy., Modem To Surge Board (Uhf Models Only) ●
4	102-3125SK	1	Radio Interface Board (Uhf Models Only) ■				

● Not serviced separately

■ Order Through Finished Goods Distribution System - Minneapolis

E-Series OSMAC Sat., Narrow, Plastic Cab. (1 Of 3)



E-Series OSMAC Sat., Narrow, Plastic Cab. (1 Of 3) (continued)

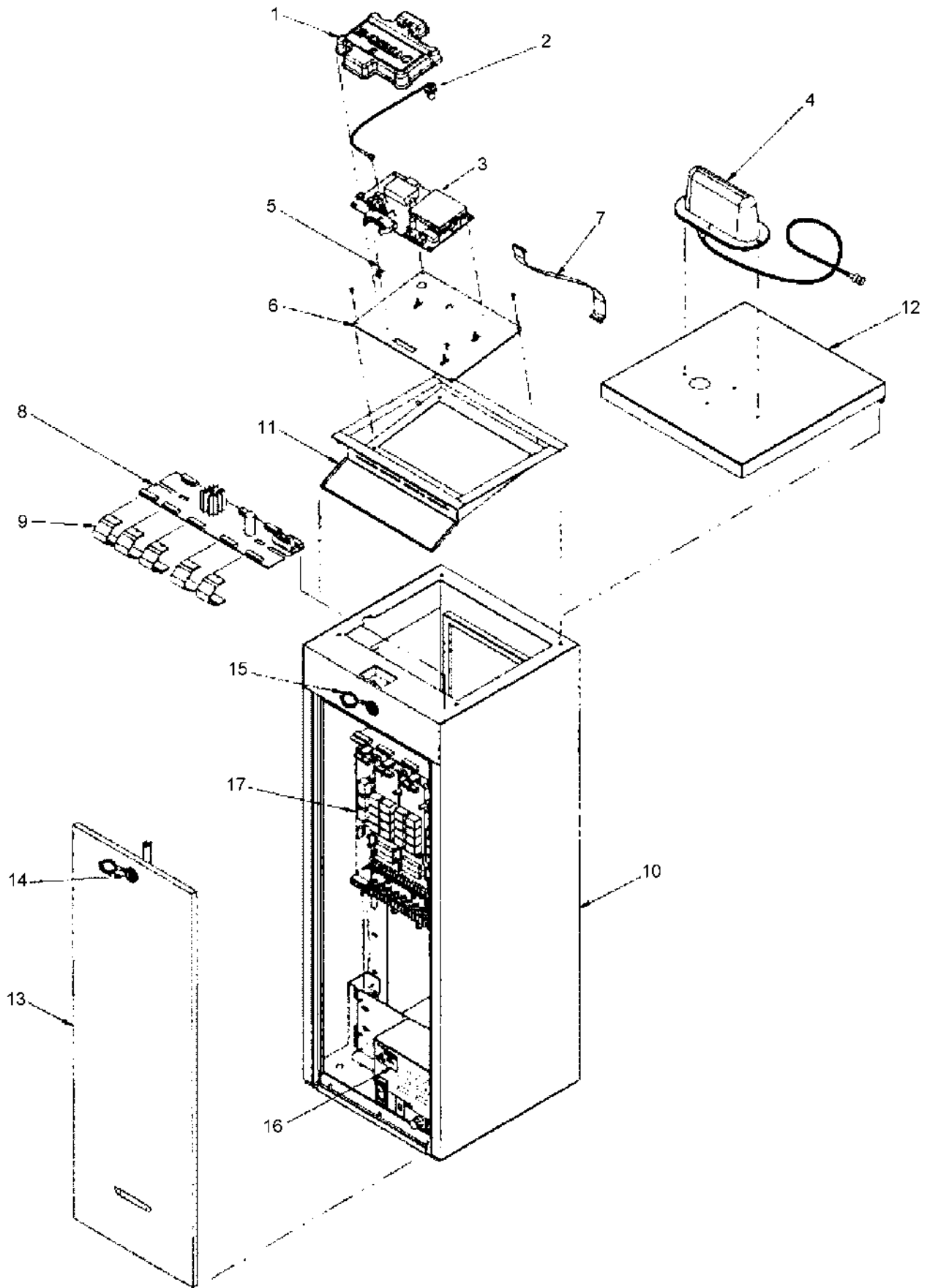
<i>Ref.</i>	<i>Part Number</i>	<i>Qty.</i>	<i>Description</i>	<i>Ref.</i>	<i>Part Number</i>	<i>Qty.</i>	<i>Description</i>
1	102-2624	1	Cover, Decoder Pcb	10	102-0670		Ribbon Cable, Distribution To Output, 4" Length ▲■
2	102-1204	1	Cable, Antenna, External, Narrow-Band Decoder	11			Field Interface Components (See Field Interface Components Section) ●
3	102-0655		Antenna, 450-475 Mhz, W/Bnc Connector ▲	12	102-0645	1	Power Supply Assy. (See Power Supply Assembly, Network Ltc Plus Sat. And E-Series Osmac Section)
4	102-1202	1	Narrow-Band Decoder Module For Plastic Cabinet ▲	13		1	Plastic Satellite Pedestal (See Plastic Satellite Pedestal Section For Details) ●
5	363-3946	4	Standoff, Plastic, Locking				
6	102-0661	1	Faceplate, Decoder Mounting				
7	102-0659	1	Ribbon Cable ▲				
8	102-0664	1	Mounting Plate, Tm				
9	102-0672	1	Output Distribution Module Assy. ▲				

● Not serviced separately

▲ Order Through Finished Goods Distribution System - Minneapolis

■ Quantity Varies With Model

E-Series OSMAC Sat., Narrow, Metal Cab. (2 of 3)



E-Series OSMAC Sat., Narrow, Metal Cab. (2 of 3) (continued)

Ref.	Part Number	Qty.	Description	Ref.	Part Number	Qty.	Description
1	102-0662	1	Cover, Decoder Module Assy.	14		2	Lock Assy., Door (See Service Item 102-0714) ▲
2	102-0574	1	Antenna, Cable, External, Narrow-Band	15		1	Lock Assy., Pedestal Base (See Service Item 102-0705) ▲
3	102-1203	1	Narrow-Band Decoder Module For Metal Cabinet □	16	102-0645	1	Power Supply Assy.
4	102-0663	1	Uhf Dome Style Antenna Assy., 450-475 Mhz, Service, W/Cable	17			Field Interface Components (See E-Series Osmac Satellite, Narrow-Band, Field Interface Components) ▲
5	363-3946	4	Standoff, Plastic, Locking		102-0684	1	Mount, Timing Mechanism, Sst (Includes Item 11) ●■
6	102-0661	1	Faceplate, Decoder Mounting		102-0714	1	Lock Kit, Door, Service (Includes Item 14) ●■
7	102-0659	1	Ribbon Cable		102-0705	1	Lock Kit, Cover, Service (Includes Item 15) ●■
8	102-0672	1	Output Distribution Module Assy. □		102-0702	1	Base, Pedestal Green, Sst W/Lock Assy, Svc. (Includes Items 10 & 15) ●■
9	102-0670		Ribbon Cable, Distribution To Output, 4" Length ◆		102-0696	1	Pedestal Assy., Service (Includes Items 10-15) ●■
10		1	Base, Pedestal, Sst W/Lock Assy. (See Service Item 102-0702) ▲		102-0703	1	Cover, Pedestal Green, Sst (Includes Item 12) ●■
11		1	Mounting Plate, Tm (See Service Item 102-0684) ▲		102-0704	1	Door, Pedestal, Green, Sst, Service (Includes Item 14) ●■
12		1	Lid Assy., Pedestal, Sst (See Service Item 102-0703) ▲				
13		2	Door, Pedestal, Sst, W/Lock Assy. (See Service Item 102-0704) ▲				

● SERVICE ITEMS

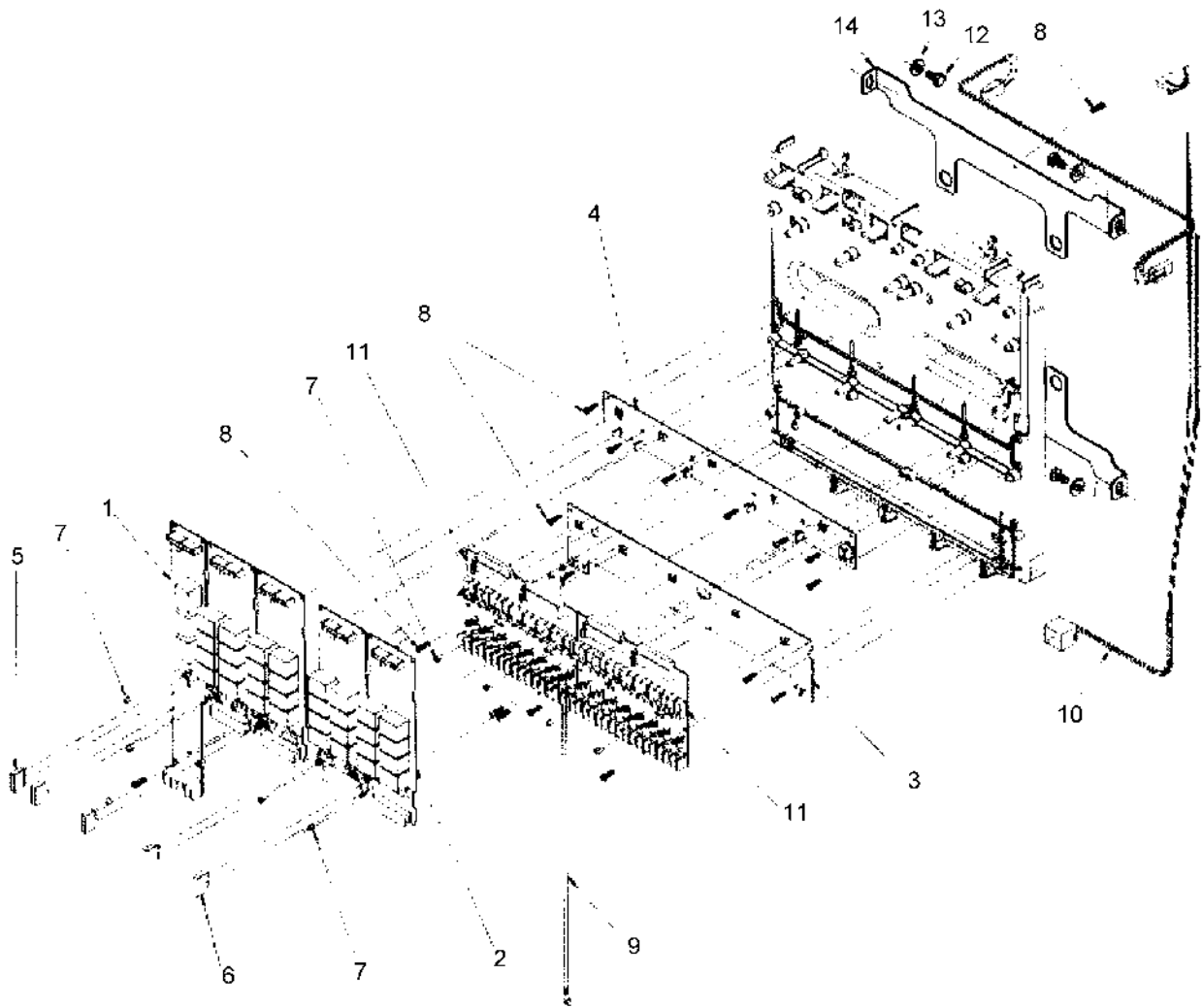
▲ Not serviced separately

□ Order Through Finished Goods Distribution System - Minneapolis

■ Not illustrated

◆ Quantity Varies With Model

E-Series OSMAC Sat., Narrow (3 Of 3)



E-Series OSMAC Sat., Narrow (3 Of 3) (continued)

<i>Ref.</i>	<i>Part Number</i>	<i>Qty.</i>	<i>Description</i>	<i>Ref.</i>	<i>Part Number</i>	<i>Qty.</i>	<i>Description</i>
1	102-0669	1	Pump/Common Module Assy. (Includes Items 5, 7, And 102-0670 Ribbon Cable) ♦	N/I	102-0638		8-Station Terminal Block (M0 Surge Level) ♦▲●
2	102-0654		Output Module Assy., 8-Station (Includes Items 6, 7, And 102-0670 Ribbon Cable) ♦▲	11	102-0639		16-Station Module Assy. (M1 Surge Upgrade) (Includes Items 7 & 8) ♦▲
3	102-0652	1	Ground Bus Bar Pcb Assy., Service (Includes Item 8)	11	102-0640		16-Station Module Assy. (M2 Surge Upgrade) (Includes Items 7 & 8) ♦▲
4	102-0653	1	24 V A.C. Bus Bar Pcb Assy., Service (Includes Item 8)	11	102-0641		16-Station Module Assy. (M3 Surge Upgrade) (Includes Items 7 & 8) ♦▲
5	102-0658	1	Fuse, 1.0 Amp, Fast-Blow, Service (5-Pack)	11	102-0642		16-Station Module Assy. (M4 Surge Upgrade) (Includes Items 7 & 8) ♦▲
6	102-0657	4	Fuse, 3.0 Amp, Fast-Blow, Service (5-Pack)				
7	102-0671	11	Screw, Machine, 6-32 X 1/4"	12	360-0595	4	Screw, Machine, 1/4-20 X 1/2"
8	363-1355	20	Screw, Tap, #6	13	360-0140	4	Washer-Flat
9	102-0685	1	Wire Harness Assy., Grounding	14		2	Bracket, Mount Backplate ■
10	102-0686	1	Wire Harness Assy., Power Supply				

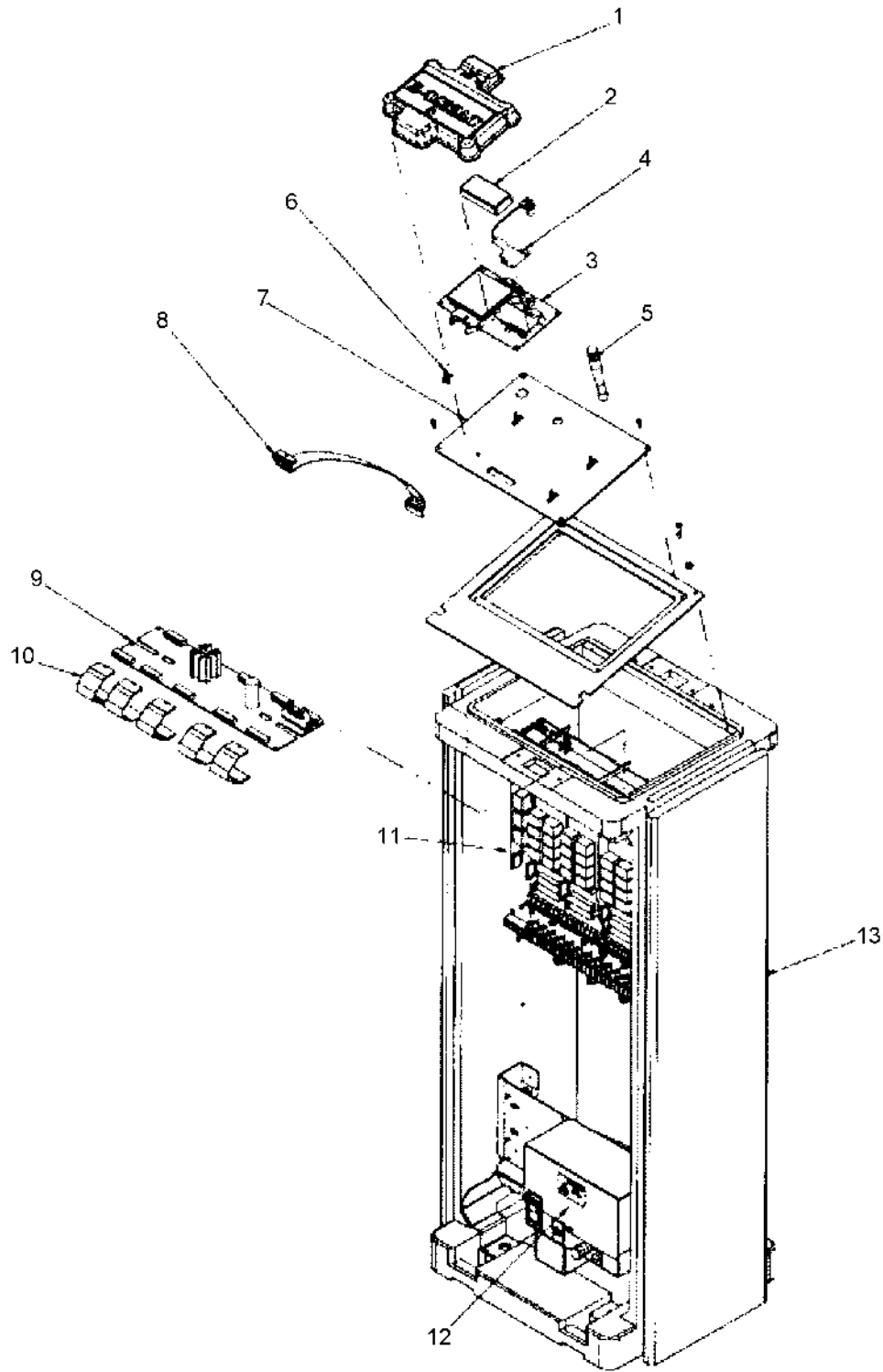
● Not illustrated

▲ Quantity Varies With Model

♦ Order Through Finished Goods Distribution System - Minneapolis

■ Not serviced separately

E-Series OSMAC Sat., Wide, Plastic Cab. (1 of 3)



E-Series OSMAC Sat., Wide, Plastic Cab. (1 of 3) (continued)

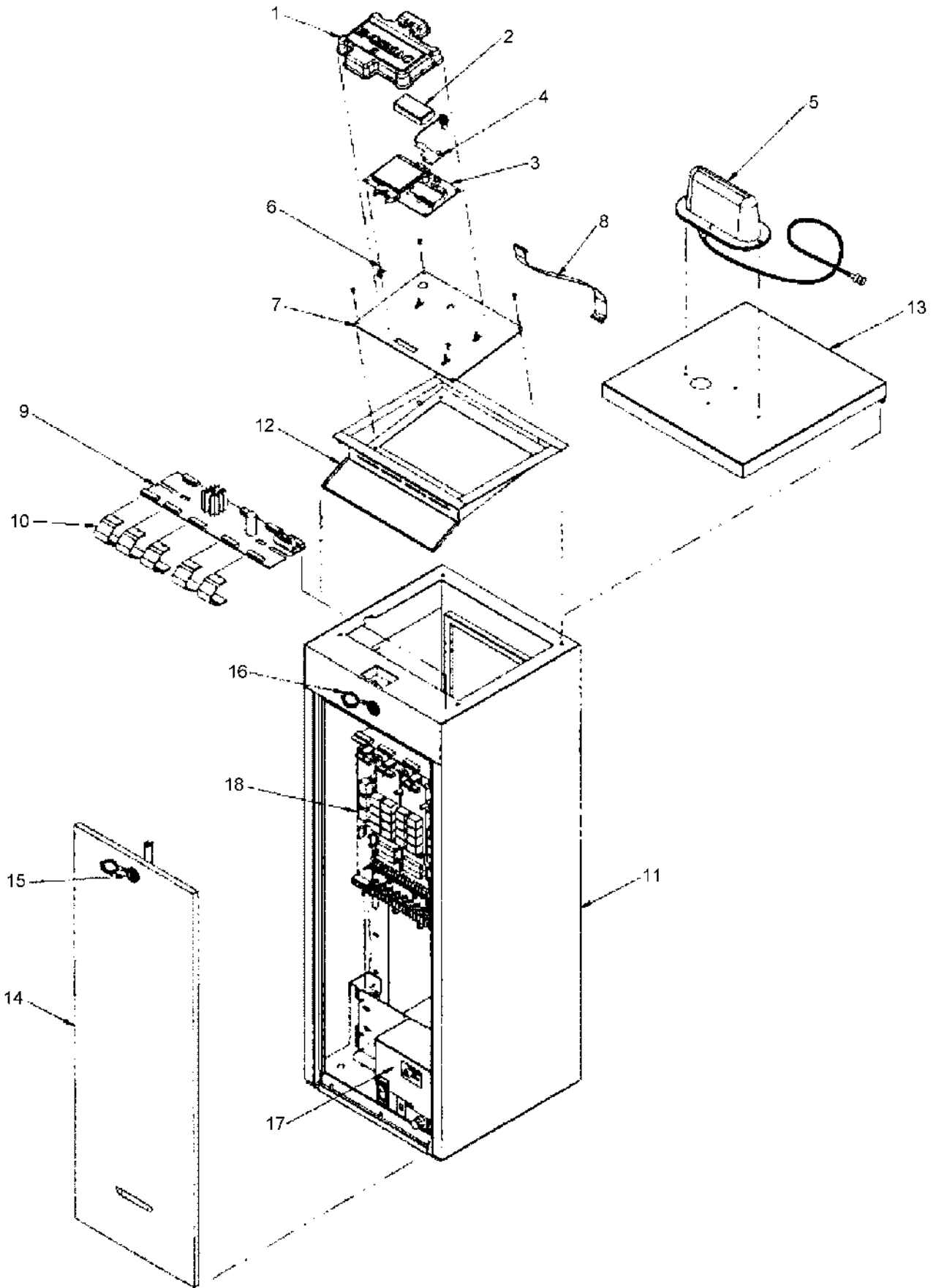
<i>Ref.</i>	<i>Part Number</i>	<i>Qty.</i>	<i>Description</i>	<i>Ref.</i>	<i>Part Number</i>	<i>Qty.</i>	<i>Description</i>
1	102-2624	1	Cover, Decoder Pcb	9	102-0672	1	Output Distribution Module Assy. ▲
2	N1551	1	Receiver Module ▲	10	102-0670		Ribbon Cable, Distribution To Output, 4" Length ▲■
3	102-0660	1	Receiver/Decoder Module Assy., Service (Includes Item 6) ▲	11			Field Interface Components (See Field Interface Components Section) ●
4	102-0656	1	Antenna Pcb Assy. (Optional) ▲	12	102-0645	1	Power Supply Assy.
5	102-0655	1	Antenna, 450-475 Mhz, W/Bnc Connector (Optional) ▲	13		1	Satellite Plastic Pedestal & Components (See Plastic Satellite Pedestal Section) ●
6	363-3946	4	Standoff, Plastic, Locking				
7	102-0661	1	Faceplate, Decoder Mounting				
8	102-0659	1	Ribbon Cable (Output Distribution Module To Decoder Module) ▲				

● Not serviced separately

▲ Order Through Finished Goods Distribution System - Minneapolis

■ Quantity Varies With Model

E-Series OSMAC Sat., Wide Metal Cab. (2 of 3)



E-Series OSMAC Sat., Wide Metal Cab. (2 of 3) (continued)

<i>Ref.</i>	<i>Part Number</i>	<i>Qty.</i>	<i>Description</i>	<i>Ref.</i>	<i>Part Number</i>	<i>Qty.</i>	<i>Description</i>
1	102-2624	1	Cover, Decoder Module Assy., Service	12	102-0684	1	Mounting Plate, Tm, Service ●
2	N1551	1	Receiver Module □	13	102-0703	1	Lid Assy., Pedestal, Sst, Service ●
3	102-0660	1	Receiver/Decoder Module Assy., Service (Includes Item 6) □	14	102-0704	2	Door, Pedestal, Green, Sst, W/ Lock Assy., Service (Includes Item 15) ●
4	102-0656	1	Antenna Pcb Assy. □	15	102-0714	2	Lock Assy., Door, W/Keys & Cover, Service ●
5	102-0663	1	Uhf Dome Style Antenna Assy., 450-475 Mhz, Service, W/Cable	16	102-0705	1	Lock Assy., Pedestal Base, W/Keys & Cover, Service ●
6	363-3946	4	Standoff, Plastic, Locking	17	102-0645	1	Power Supply Assy.
7	102-0661	1	Faceplate, Decoder Mounting	18			Field Interface Components (See Field Interface Components Section) ▲
8	102-0659	1	Ribbon Cable (Decoder Module To Distribution Module) □		102-0696		Pedestal Assy., Service (Includes Items 11-16) ■
9	102-0672	1	Distribution Board, Output, Parallel □				
10	102-0670		Ribbon Cable (Distribution Board To Output Module) □ ◆				
11	102-0702	1	Base, Pedestal Green, Sst W/Lock Assy, Service (Includes Item 16) ●				

● SERVICE ITEMS

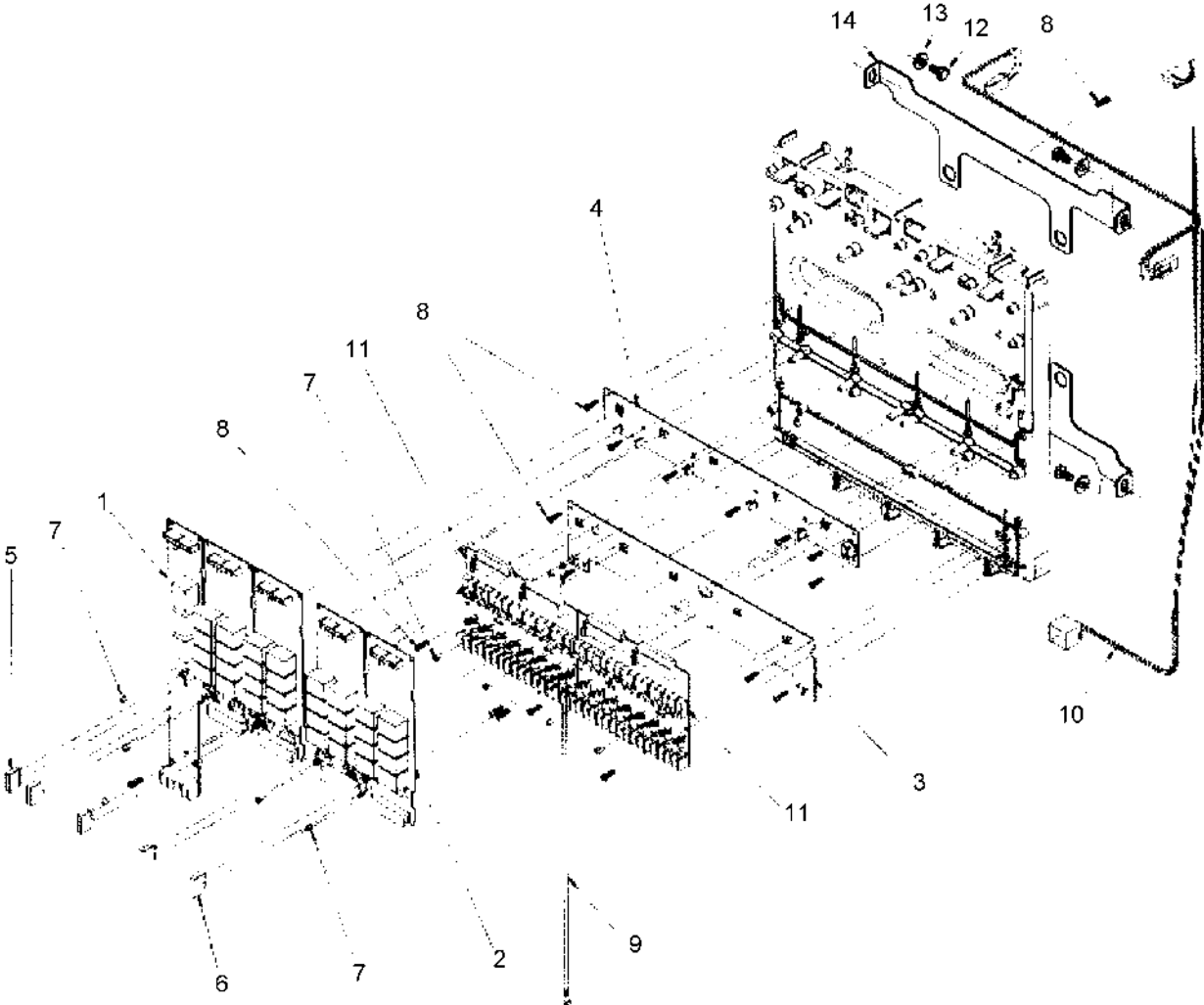
▲ Not serviced separately

□ Order Through Finished Goods Distribution System - Minneapolis

■ Not illustrated

◆ Quantity Varies With Model

E-Series OSMAC Sat., Wide (3 of 3)



E-Series OSMAC Sat., Wide (3 of 3) (continued)

<i>Ref.</i>	<i>Part Number</i>	<i>Qty.</i>	<i>Description</i>	<i>Ref.</i>	<i>Part Number</i>	<i>Qty.</i>	<i>Description</i>
1	102-0669	1	Pump/Common Module Assy. (Includes Items 5, 7, And 102-0670 Ribbon Cable) ♦	N/I	102-0638		8-Station Terminal Block (M0 Surge Level) ♦▲●
2	102-0654		Output Module Assy., 8-Station (Includes Items 6, 7, And 102-0670 Ribbon Cable) ♦▲	11	102-0639		16-Station Module Assy. (M1 Surge Upgrade) (Includes Items 7 & 8) ♦▲
3	102-0652	1	Ground Bus Bar Pcb Assy., Service (Includes Item 8)	11	102-0640		16-Station Module Assy. (M2 Surge Upgrade) (Includes Items 7 & 8) ♦▲
4	102-0653	1	24 V A.C. Bus Bar Pcb Assy., Service (Includes Item 8)	11	102-0641		16-Station Module Assy. (M3 Surge Upgrade) (Includes Items 7 & 8) ♦▲
5	102-0658	1	Fuse, 1.0 Amp, Fast-Blow, Service (5-Pack)	11	102-0642		16-Station Module Assy. (M4 Surge Upgrade) (Includes Items 7 & 8) ♦▲
6	102-0657	4	Fuse, 3.0 Amp, Fast-Blow, Service (5-Pack)				
7	102-0671	11	Screw, Machine, 6-32 X 1/4"	12	360-0595	4	Screw, Machine, 1/4-20 X 1/2"
8	363-1355	20	Screw, Tap, #6	13	360-0140	4	Washer-Flat
9	102-0685	1	Wire Harness Assy., Grounding	14		2	Bracket, Mount Backplate ■●
10	102-0686	1	Wire Harness Assy., Power Supply				

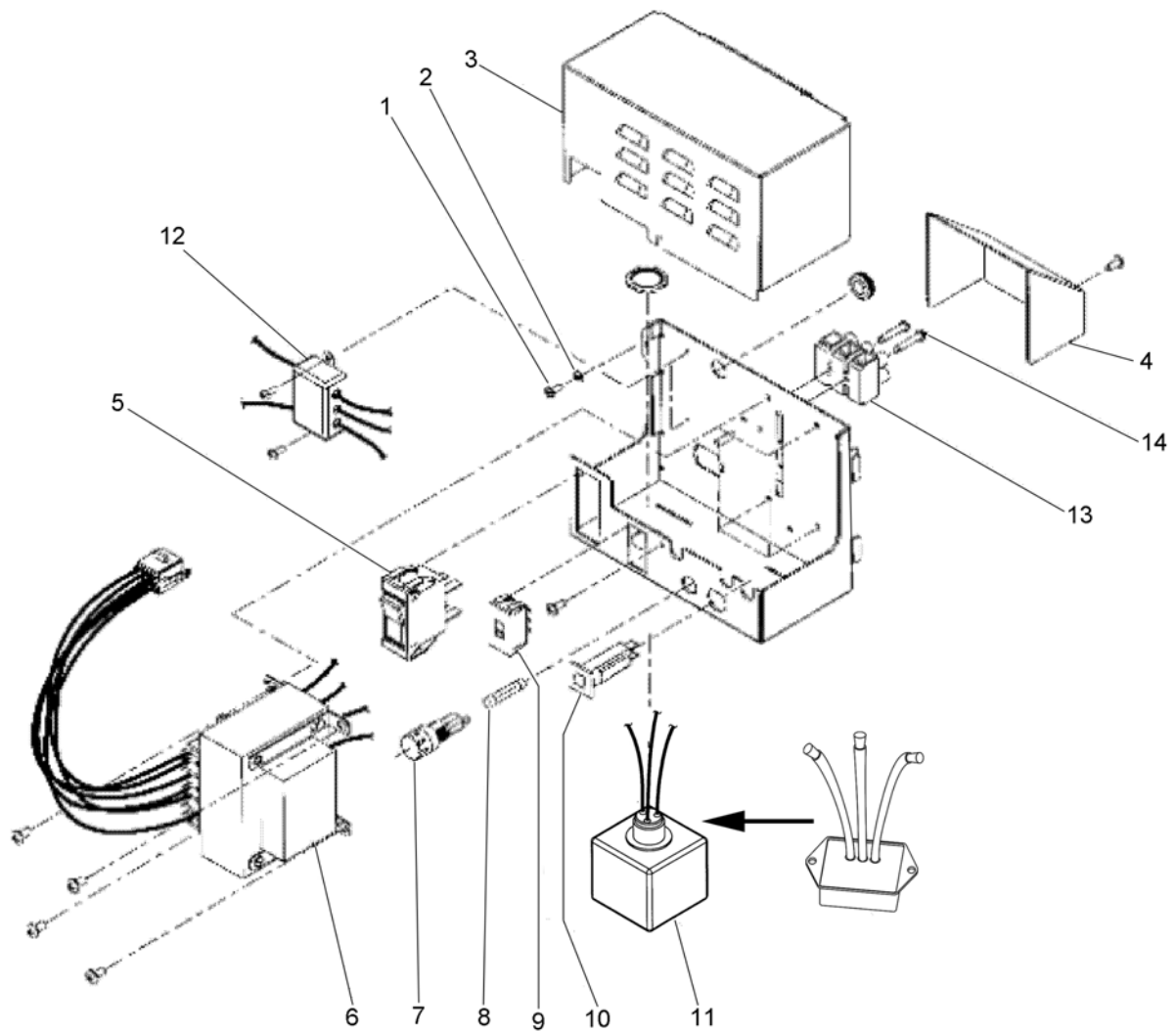
● Not illustrated

▲ Quantity Varies With Model

♦ Order Through Finished Goods Distribution System - Minneapolis

■ Not serviced separately

Power Supply, N. LTC Plus and E-Series OSMAC



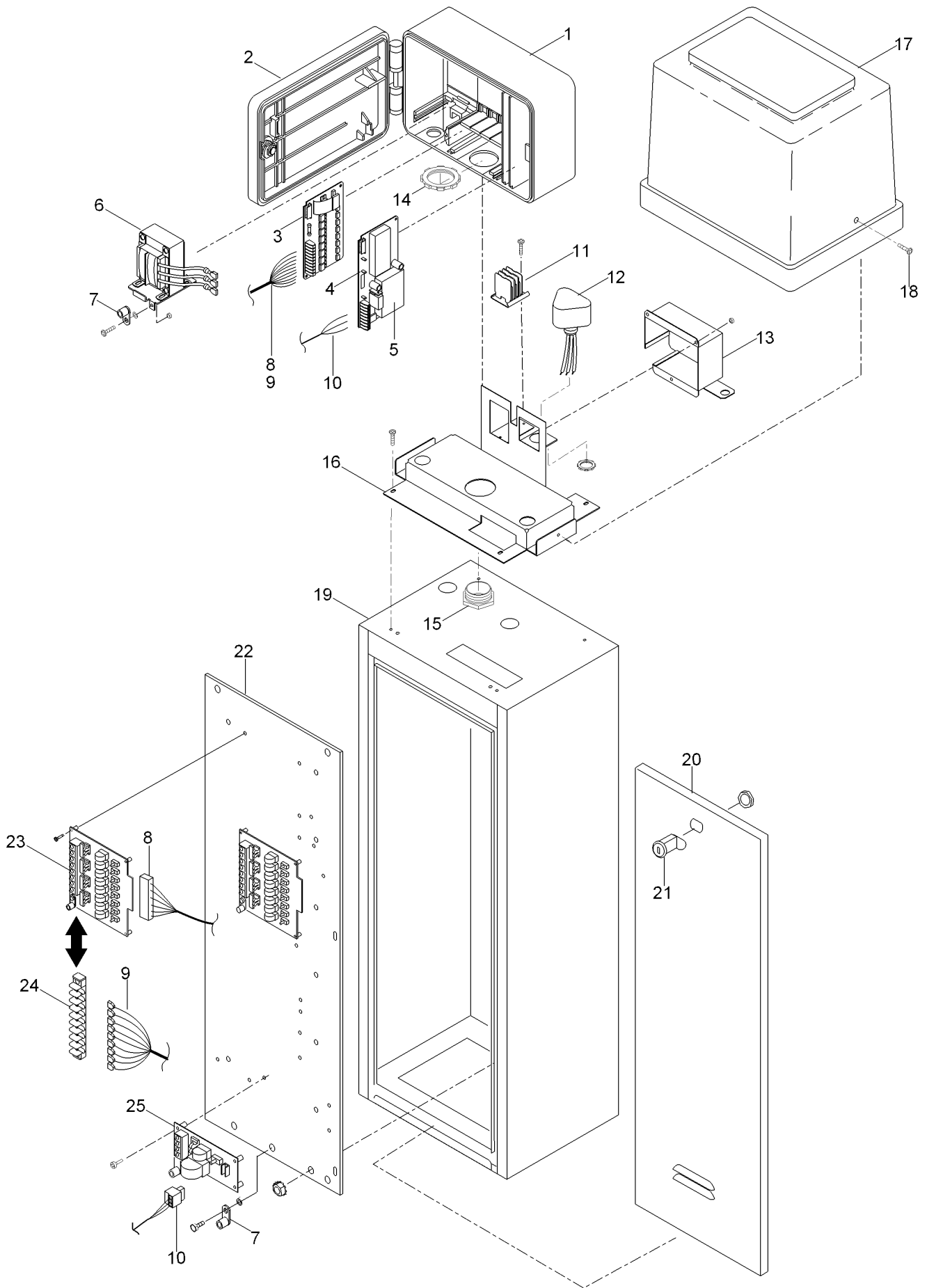
Power Supply, N. LTC Plus and E-Series OSMAC (continued)

<i>Ref.</i>	<i>Part Number</i>	<i>Qty.</i>	<i>Description</i>	<i>Ref.</i>	<i>Part Number</i>	<i>Qty.</i>	<i>Description</i>
1	4-1063	2	Screw, Tap, #6	9	102-0648	1	Slide Switch 115/230V
2		2	Washer, Lock, #6 ▲	10	102-0651	1	Circuit Breaker, 4.0 Amp
3	102-0646	1	Cover, Power Supply	11	118-0538SK	1	Ttf Surge Protector
4	102-0695	1	Cover, Wire Terminal	12	102-0700	1	Filter Assy., Rfi
5	102-0666	1	On/Off Switch	13	102-0667	1	Terminal Block, 115/230V (Includes Item 14)
6	102-0647	1	Transformer Assy., Svc. ●	14	360-0297	2	Screw, #6 X 3/4"
7	102-0649	1	Fuse Holder W/Cap		102-0645	1	Power Supply Assembly (Includes Items 1-14) ■
8	102-0650	1	Fuse, 3.2 Amp, Slow-Blow (10-Pack) ●				

● SERVICE ITEMS
▲ Not serviced separately

■ Not illustrated

OSMAC Satellite - 8 x 13 Metal Ped., Electric



OSMAC Satellite - 8 x 13 Metal Ped., Electric (continued)

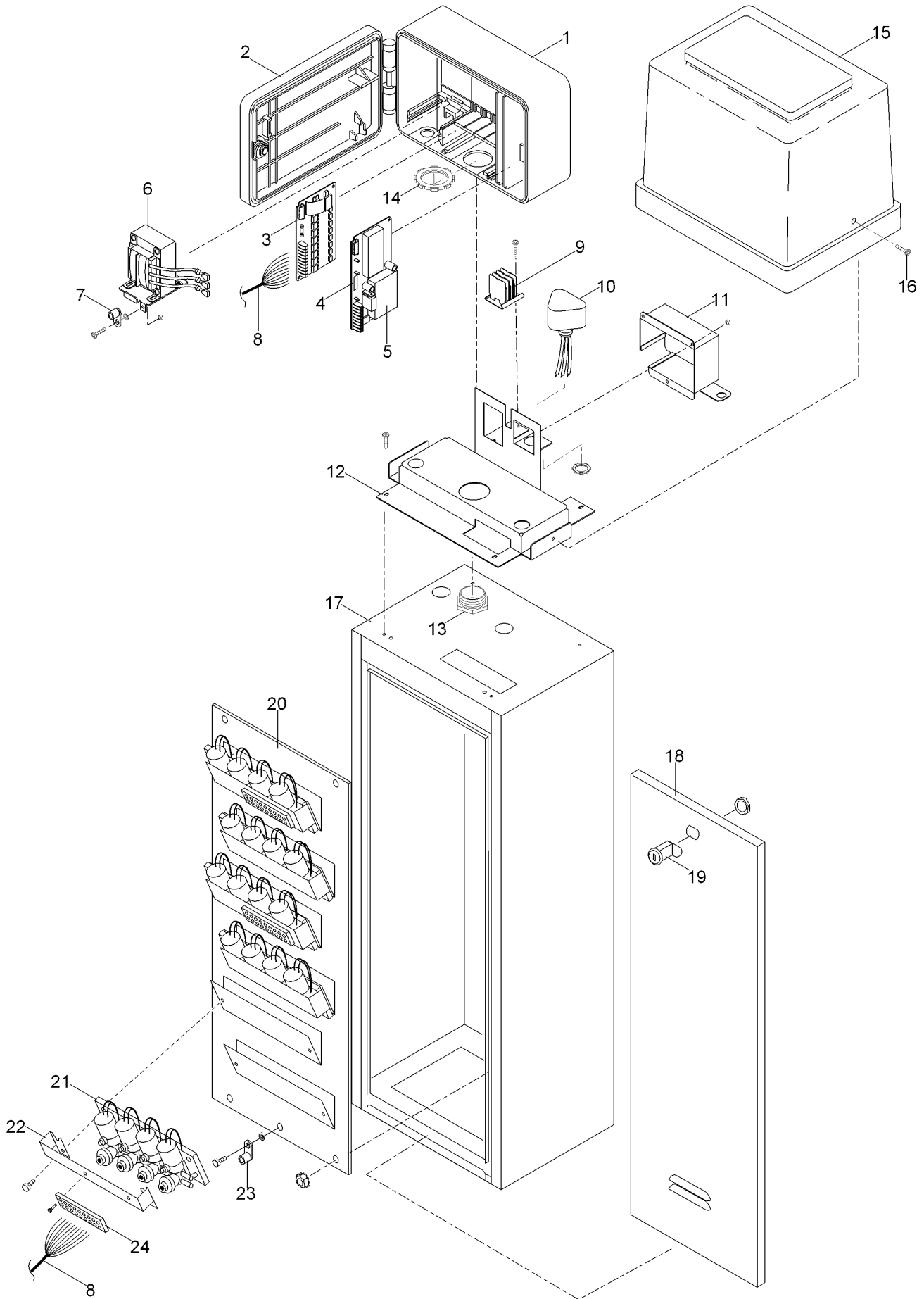
<i>Ref.</i>	<i>Part Number</i>	<i>Qty.</i>	<i>Description</i>	<i>Ref.</i>	<i>Part Number</i>	<i>Qty.</i>	<i>Description</i>
1		1	Housing, Cover, Rdr50 ●	11	363-2371	1	Terminal Block, 3-Position
2		1	Cover, Housing ●	12		1	Surge Protector, Osmac ●
3	NLN3491A	1	Output Pcb, 8-Station ▲	13	91-1865	1	Cover, Safety, Ac
4	NLN3485	1	Decoder Module Rdr50 ▲	14		1	Locknut, 1.25" ●
4	NLN3794	1	Decoder Module Rdr16 ▲	15		1	Conduit Nipple, 1.25" ●
5	N1551-X	1	Receiver Module (See Finished Goods Price List For Specific Frequency) ▲	16	91-1884	1	Adapter, Osmac, 13" X 8.5", Sst
6	NPN8010	1	Transformer, 24 Vac ▲	17	91-1860	1	Cover, Osmac
7	363-1553	2	Lug, Grounding	18	363-3438	2	Screw, #10-32 X 3/4", Sst
8	91-1905		Cable Assy., Surge Protection, Short ■	19	91-1508	1	Cabinet Assy., Sst (Includes Items 19-21)
8	91-1906		Cable Assy., Surge Protection, Medium ■	20		2	Door ●
8	91-1907		Cable Assy., Surge Protection, Long ■	21	363-5369	2	Lock Assy., W/Keys
9	91-2151		Cable Assy., El, Short ■	22	91-1441	2	Mounting Plate, Rear
9	91-2152		Cable Assy., El, Medium ■	23	91-1957		Pcb, Surge Protection, 8-Station ■
9	91-2153		Cable Assy., El, Long ■	24	363-3313		Terminal Block, 9-Position ■
10	91-2433	1	Cable Assy., Pump/Common	25	91-1305	1	Pcb Assy., Surge Protection, Pump/Com

● Not serviced separately

▲ Order Through Finished Goods Distribution System - Minneapolis

■ Quantity Varies With Model

OSMAC Satellite - 8 x 13 Metal Ped., Hydraulic



OSMAC Satellite - 8 x 13 Metal Ped., Hydraulic (continued)

<i>Ref.</i>	<i>Part Number</i>	<i>Qty.</i>	<i>Description</i>	<i>Ref.</i>	<i>Part Number</i>	<i>Qty.</i>	<i>Description</i>
1		1	Housing, Rdr50 ■	12	91-1884	1	Adapter, Osmac, 13" X 8.5", Sst
2		1	Cover, Housing ■	13		1	Conduit Nipple, 1-1/4" ■
3	NLN3491A	1	Output Pcb, 8-Station ♦	14		1	Locknut, 1-1/4" ■
4	NLN3485	1	Decoder Module Rdr50 ♦	15	91-1860	1	Cover, Osmac
4	NLN3794	1	Decoder Module Rdr16 ♦	16	363-3438	2	Screw, #10-32 X 3/4", Sst
5	N1551-X	1	Receiver Module (See Finished Goods Price List For Specific Frequency) ♦	17	91-1508	1	Cabinet Assy., Sst (Includes Items 17-19) ●
6	NPN8010	1	Transformer, 24 Vac ♦	18		2	Door ■
7	363-1553	2	Lug, Grounding	19	363-5369	2	Lock Assy., W/Keys
8	91-1899		Cable Assy., Hydraulic, Short ▲	20		1	Plate, Mounting ■
8	91-1901		Cable Assy., Hydraulic, Medium ▲	21		1	Electric/Hydraulic Converter Module (See Electric-Hydraulic Converter Module Assy. Section) ■
8	91-1902		Cable Assy., Hydraulic, Long ▲	22		1	Mounting Plate, Terminal Block ■
9	363-2371	1	Terminal Block, 3-Position	23	363-1553	1	Lug, Grounding
10		1	Surge Protector, Osmac ■	24	363-3263		Terminal Block, 9-Position ▲
11	91-1865	1	Cover, Safety, Ac				

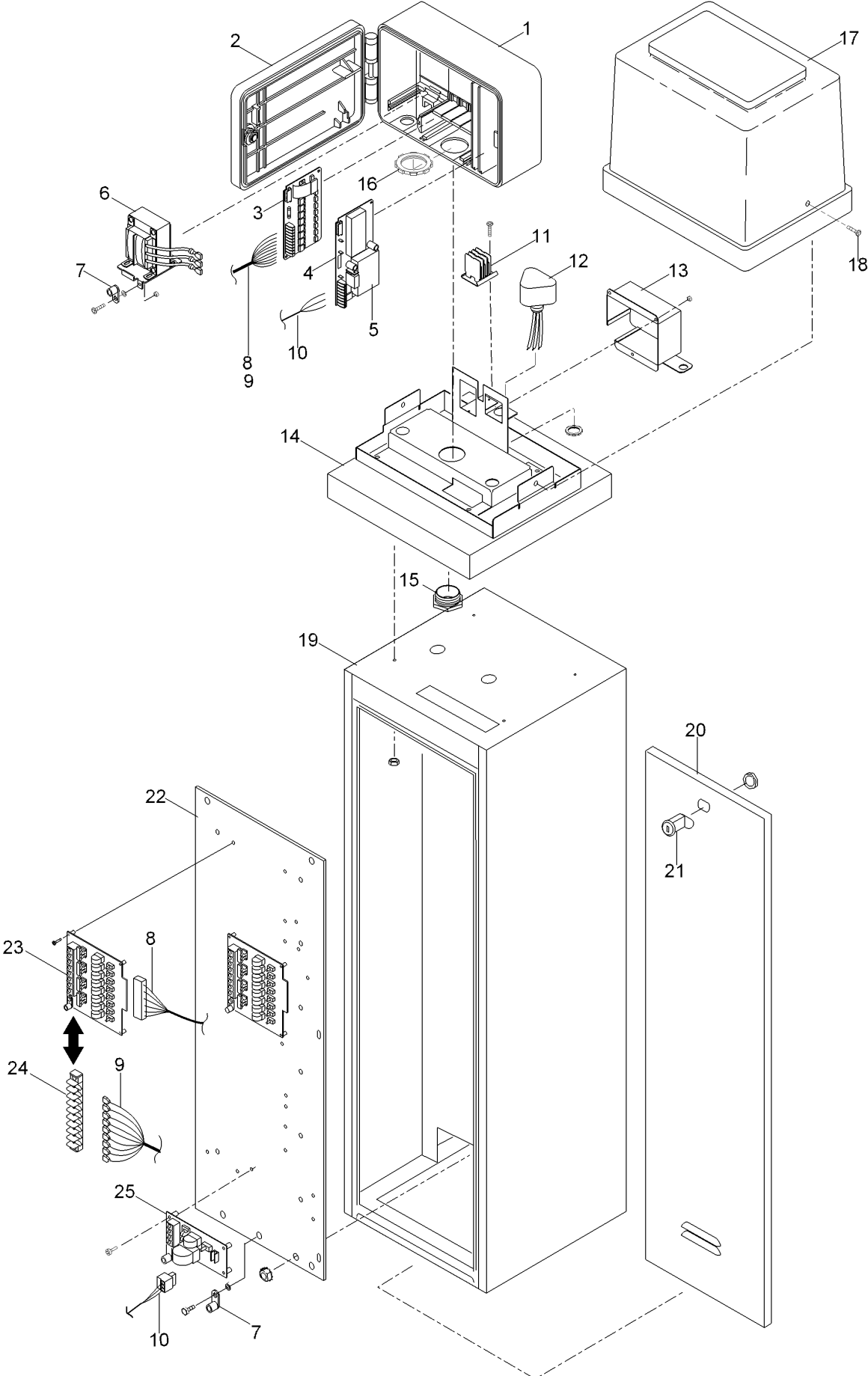
● (Includes Items 17-19)

▲ Quantity Varies With Model

♦ Order Through Finished Goods Distribution System - Minneapolis

■ Not serviced separately

OSMAC Satellite - 13 x 13 Metal Ped, Electric



OSMAC Satellite - 13 x 13 Metal Ped, Electric (continued)

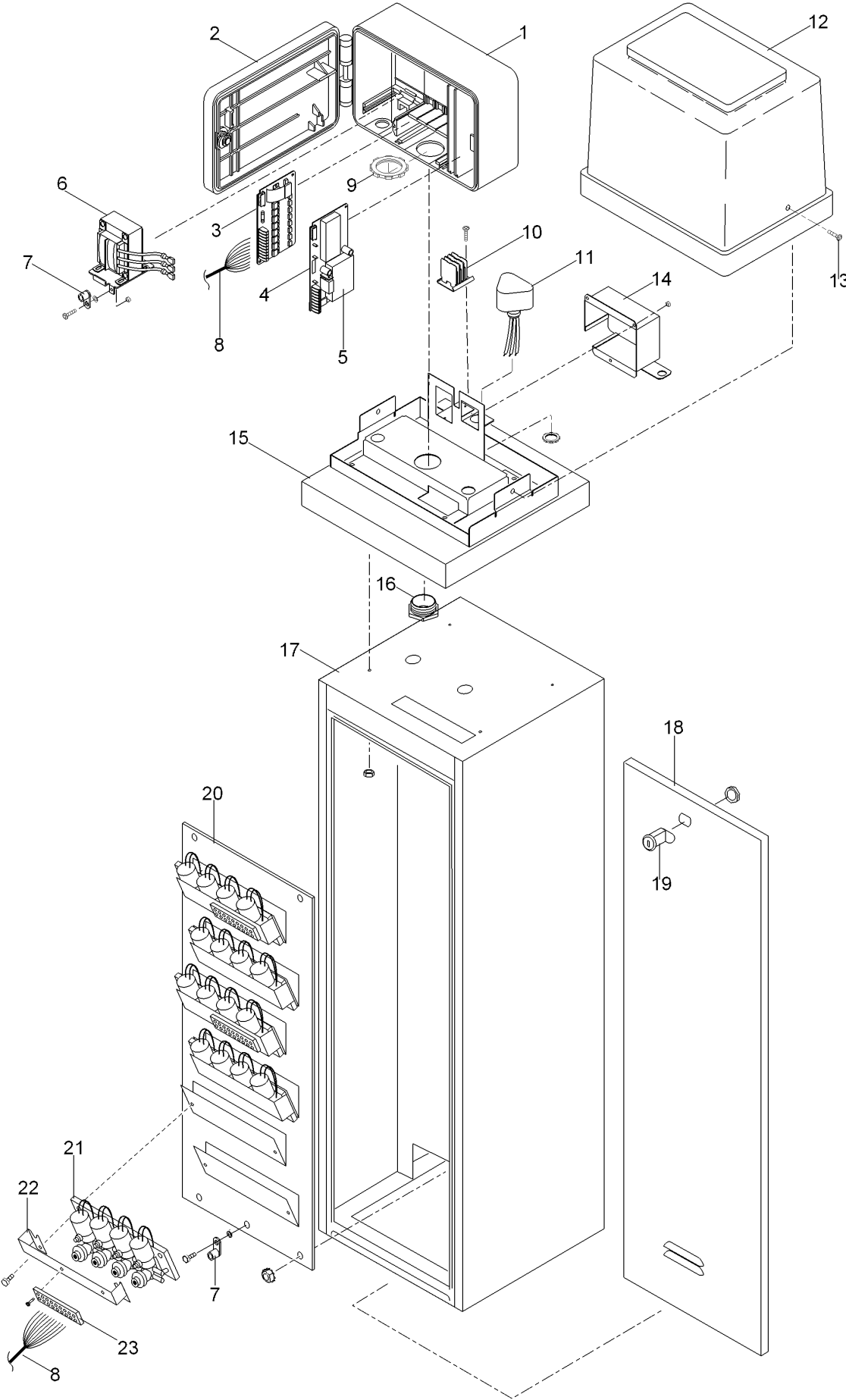
<i>Ref.</i>	<i>Part Number</i>	<i>Qty.</i>	<i>Description</i>	<i>Ref.</i>	<i>Part Number</i>	<i>Qty.</i>	<i>Description</i>
1		1	Housing, Rdr50 ●	11	363-2371	1	Terminal Block, 3-Position
2		1	Cover, Housing ●	12		1	Surge Protector, Osmac ●
3	NLN3491A	1	Output Pcb, 8-Station ▲	12	89-6870	1	Surge Protector, Osmac
4	NLN3485	1	Decoder Module Rdr50 ▲	13	91-1865	1	Cover, Safety, Ac
4	NLN3794	1	Decoder Module Rdr16 ▲	14		1	Locknut, 1-1/4" ●
5	N1551-X	1	Receiver Module (See Finished Goods Price List For Specific Frequency) ▲	15		1	Conduit Nipple, 1-1/4" ●
				16	91-1884	1	Adapter, Osmac, 13" X 8.5", Sst
6	NPN8010	1	Transformer, 24 Vac ▲	17	91-1860	1	Cover, Osmac
7	363-1553	2	Lug, Grounding	18	363-3438	2	Screw, #10-32 X 3/4", Sst
8	91-1905		Cable Assy., Surge Protection, Short ■	19	89-7128	1	Cabinet Assy., Sst (Includes Items 17-19)
8	91-1906		Cable Assy., Surge Protection, Medium ■	20		2	Door ●
8	91-1907		Cable Assy., Surge Protection, Long ■	21	363-5369	2	Lock Assy., W/Keys
9	91-2151		Cable Assy., El, Short ■	22		1	Plate, Mounting ●
9	91-2152		Cable Assy., El, Medium ■	23	91-1957	1	Pcb, Surge Protection, 8-Station
9	91-2153		Cable Assy., El, Long ■	24		1	Terminal Block, 9-Position ●
10	91-2433	1	Cable Assy., Pump/Common	25	91-1305	1	Pcb Assy., Surge Protection, Pump/Com

● Not serviced separately

▲ Order Through Finished Goods Distribution System - Minneapolis

■ Quantity Varies With Model

OSMAC Satellite - 13 x 13 Metal Ped, Hydraulic



OSMAC Satellite - 13 x 13 Metal Ped, Hydraulic (continued)

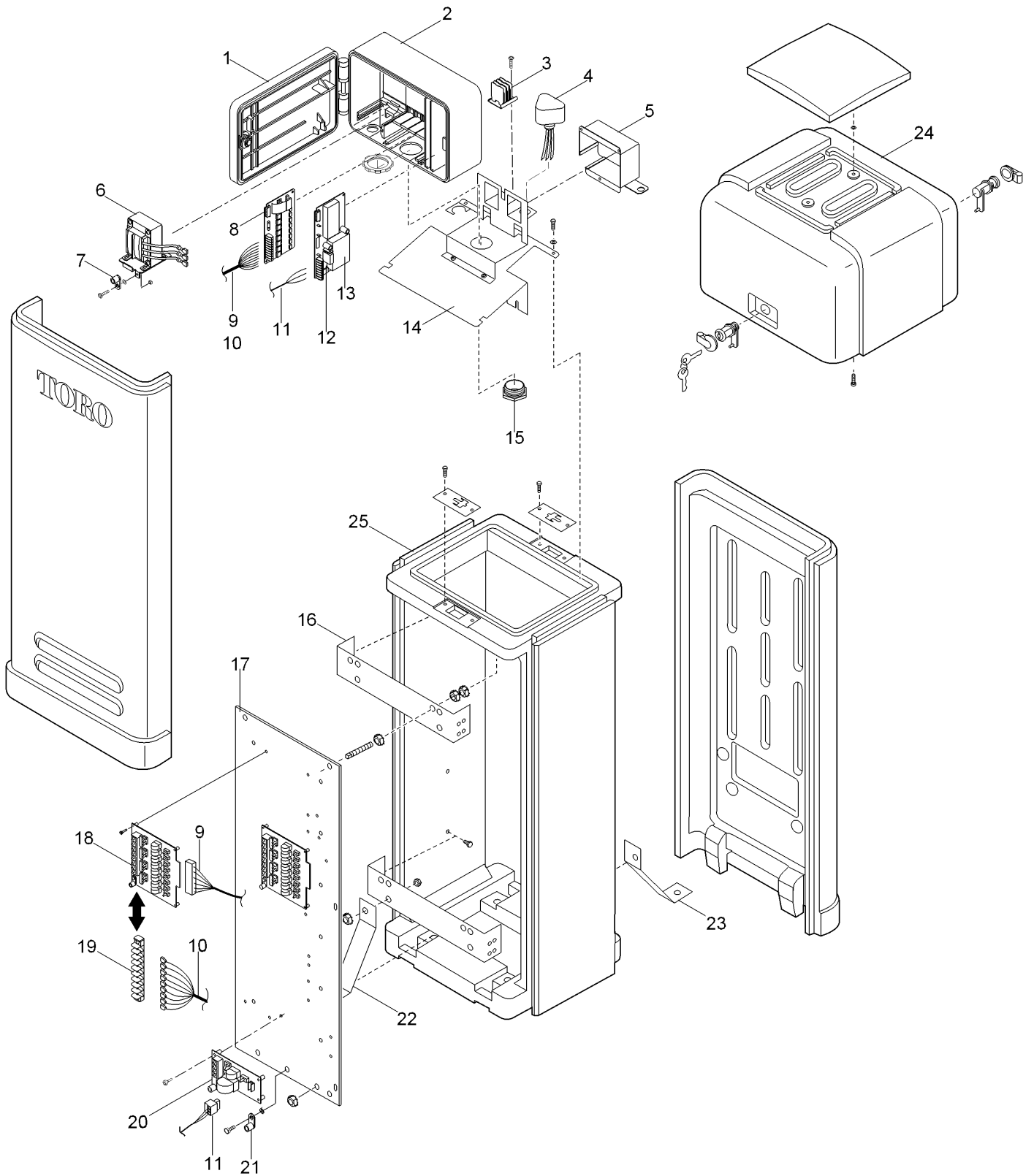
<i>Ref.</i>	<i>Part Number</i>	<i>Qty.</i>	<i>Description</i>	<i>Ref.</i>	<i>Part Number</i>	<i>Qty.</i>	<i>Description</i>
1		1	Housing, Rdr50 ●	12	91-1860	1	Cover, Osmac
2		1	Cover, Housing ●	13	363-3438	2	Screw, #10-32 X 3/4", Sst
3	NLN3491A	1	Output Pcb, 8-Station ▲	14	91-1865	1	Cover, Safety, Ac
4	NLN3485	1	Decoder Module Rdr50 ▲	15	91-1886	1	Adapter, Osmac, 13 X 13, Sst
4	NLN3794	1	Decoder Module Rdr16 ▲	16		1	Conduit Nipple, 11/4" ●
5	N1551-X	1	Receiver Module (See Finished Goods Price List For Specific Frequency) ▲	17	89-7128	1	Cabinet Assy., Sst (Includes Items 17-19)
6	NPN8010	1	Transformer, 24 Vac ▲	18		2	Door ●
7	363-1553	1	Lug, Grounding	19	363-5369	2	Lock Assy., W/Keys Plate, Mounting ●■
8	91-1899		Cable Assy., Hydraulic, Short ■	20			Electric/Hydraulic Converter Module (See Electric-Hydraulic Converter Module Assy. Section) ●■
8	91-1901		Cable Assy., Hydraulic, Medium ■	21			Bracket Support, Electric/Hydraulic Converter ●■
8	91-1902		Cable Assy., Hydraulic, Long ■	22			Terminal Block, 9-Position ■
9		1	Locknut, 1-1/4" ●	23	363-3263		
10	363-2371	1	Terminal Block, 3-Position				
11		1	Surge Protector, Osmac ●				

● Not serviced separately

▲ Order Through Finished Goods Distribution System - Minneapolis

■ Quantity Varies With Model

OSMAC Satellite - Plastic Pedestal, Electric



OSMAC Satellite - Plastic Pedestal, Electric (continued)

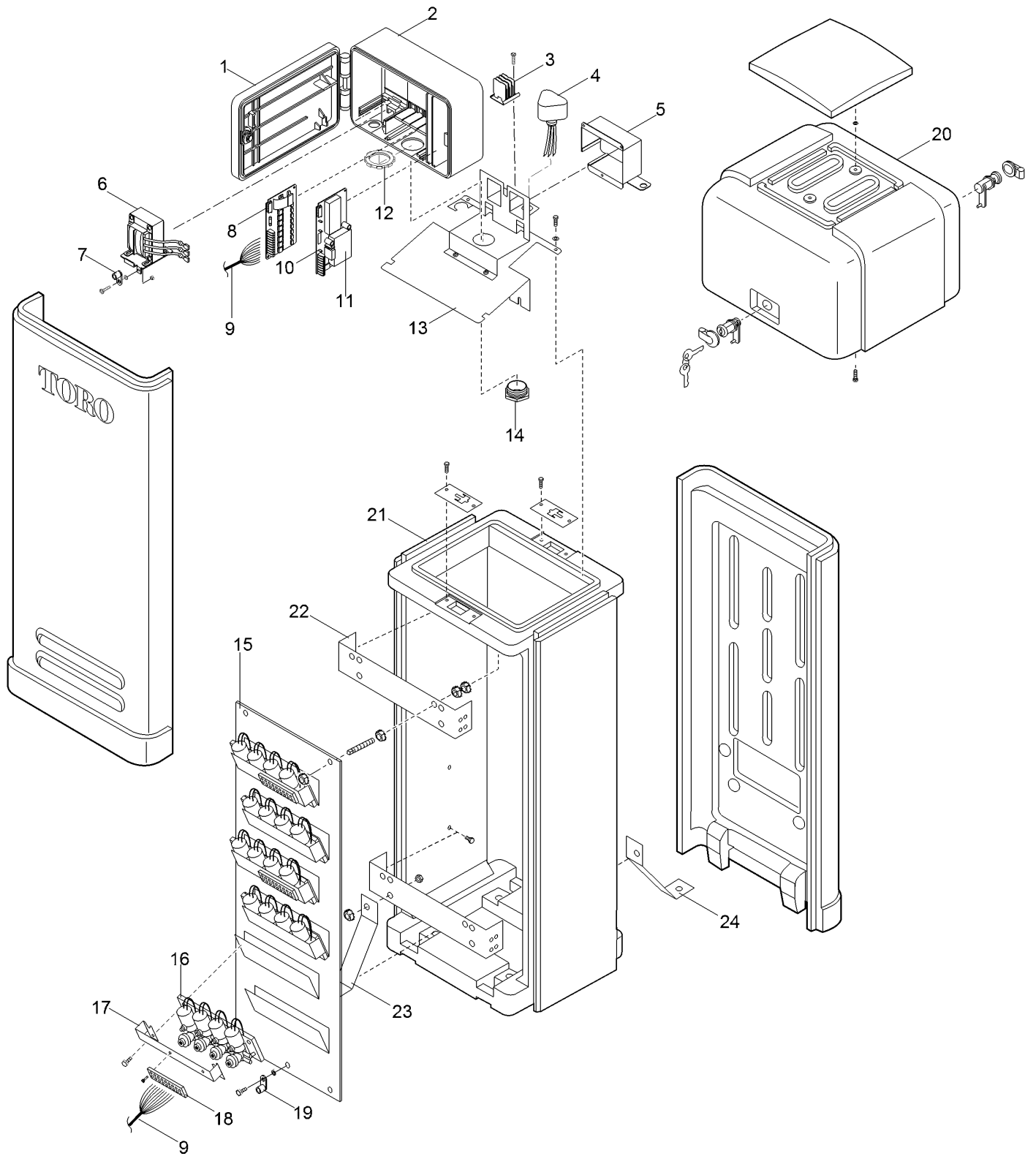
<i>Ref.</i>	<i>Part Number</i>	<i>Qty.</i>	<i>Description</i>	<i>Ref.</i>	<i>Part Number</i>	<i>Qty.</i>	<i>Description</i>
1		1	Cover, Housing ●	13	N1551-X	1	Receiver Module (See Finished Goods Price List For Specific Frequency) ▲
2		1	Housing, Rdr50 ●	14		1	Adapter, Osmac, Stainless Steel ●
3	363-2371	1	Terminal Block, 3-Position	15		1	Conduit Nipple, 1.25" ●
4		1	Surge Protector, Osmac ●	16	89-8225SK	2	Bracket
5	91-1865	1	Cover, Safety, Ac	17	91-1441	2	Mounting Plate, Rear
6	NPN8010	1	Transformer, 24 Vac ▲	18	91-1957		Pcb, Surge Protection, 8-Station ■
7	363-1553	2	Lug, Grounding	19	363-3263		Terminal Block, 9-Position ■
8	NLN3491A	1	Output Pcb, 8-Station ▲	20	91-1305	1	Pcb Assy., Surge Protection, Pump/Com
9	91-1905		Cable Assy., Surge Protection, Short ■	21	363-1553	1	Lug, Grounding
9	91-1906		Cable Assy., Surge Protection, Medium ■	22	89-8327SK	1	Bracket Support
9	91-1907		Cable Assy., Surge Protection, Long ■	23	89-8326SK	1	Bracket Support, Offset
10	91-2151		Cable Assy., El, Short ■	24	89-8344	1	Cover, Plastic, Tall
10	91-2152		Cable Assy., El, Medium ■	25		1	See Plastic Satellite Pedestal Section For Details. ●
10	91-2153		Cable Assy., El, Long ■				
11	91-2433	1	Cable Assy., Pump/Common				
12	NLN3485	1	Decoder Module Rdr50 ▲				
12	NLN3794	1	Decoder Module Rdr16 ▲				

● Not serviced separately

▲ Order Through Finished Goods Distribution System - Minneapolis

■ Quantity Varies With Model

OSMAC Satellite - Plastic Pedestal, Hydraulic



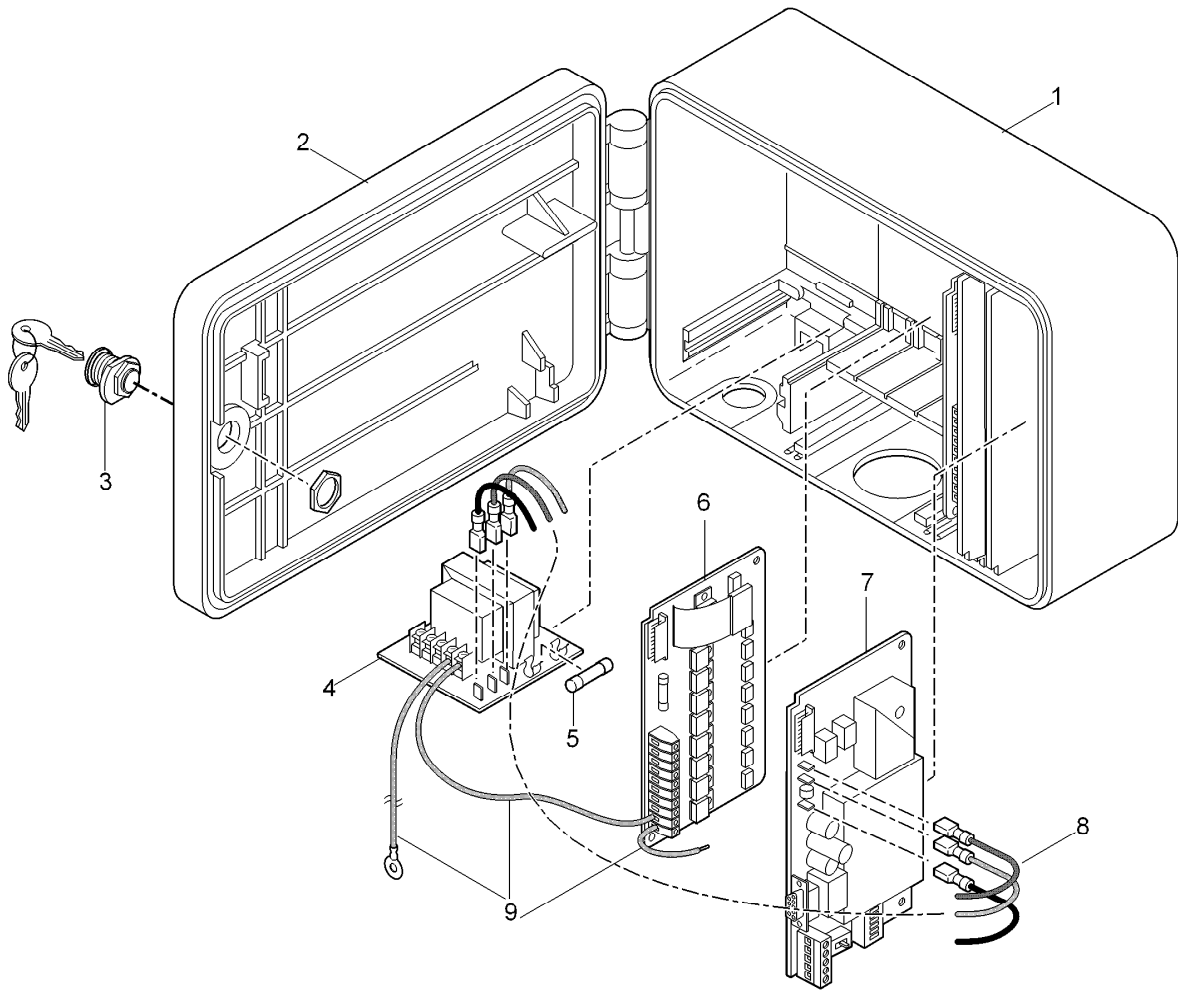
OSMAC Satellite - Plastic Pedestal, Hydraulic (continued)

<i>Ref.</i>	<i>Part Number</i>	<i>Qty.</i>	<i>Description</i>	<i>Ref.</i>	<i>Part Number</i>	<i>Qty.</i>	<i>Description</i>
1		1	Cover, Housing ●	13		1	Adapter, Osmac, Stainless Steel ●
2		1	Housing, Rdr50 ●	14	363-3258	1	Conduit Nipple, 1.25"
3	363-2371	1	Terminal Block, 3-Position	15		2	Plate, Mounting ●
4		1	Surge Protector, Osmac ●	16			Electric/Hydraulic Converter Module (See Electric-Hydraulic Converter Module Assy. Section) ●■
5	91-1865	1	Cover, Safety, Ac	17	91-1562		Mounting Plate, Terminal Block ■
6	NPN8010	1	Transformer, 24 Vac ▲	18	363-3263		Terminal Block, 9-Position ■
7	363-1553	2	Lug, Grounding	19	363-1553	1	Lug, Grounding
8	NLN3491A	1	Output Pcb, 8-Station ▲	20	89-8344	1	Cover, Plastic, Tall
9	91-1899		Cable Assy., Hydraulic, Short ■	21		1	See Plastic Satellite Pedestal Section For Details. ●
9	91-1901		Cable Assy., Hydraulic, Medium ■	22	89-8225SK	2	Bracket
9	91-1902		Cable Assy., Hydraulic, Long ■	23	89-8327SK	1	Bracket Support
10	NLN3485	1	Decoder Module Rdr50 ▲	24	89-8326SK	1	Bracket Support, Offset
10	NLN3794	1	Decoder Module Rdr16 ▲				
11	N1551	1	Receiver Module (Specify Frequency) ▲				
12	363-3259	1	Locknut 1.25"				

● Not serviced separately

▲ Order Through Finished Goods Distribution System - Minneapolis

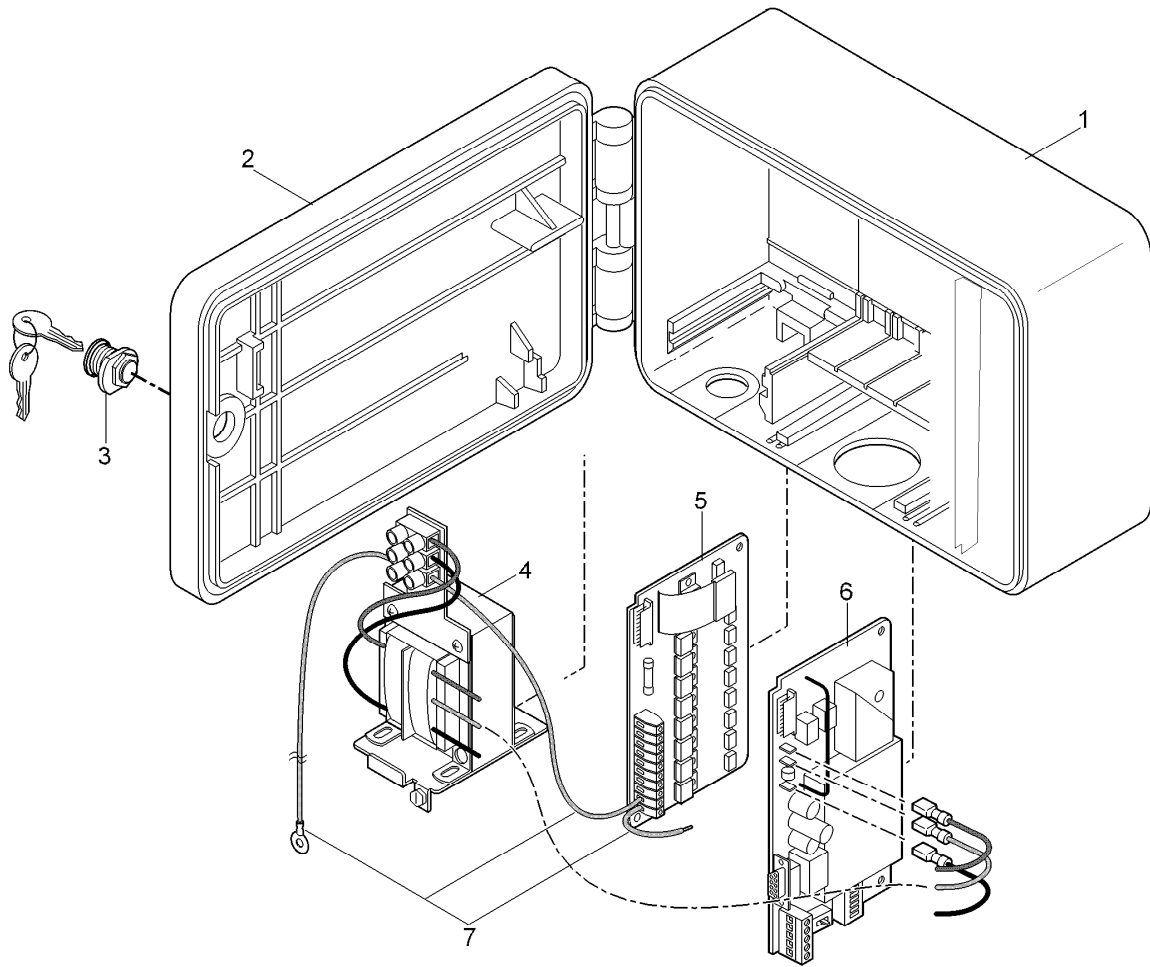
■ Quantity Varies With Model



OSMAC RDR - Model RDR0160LVNO

<i>Ref.</i>	<i>Part Number</i>	<i>Qty.</i>	<i>Description</i>
1	102-2921	1	Kit, Osmac Rdr Housing
2	102-2920	1	Kit, Osmac Rdr Housing Cover (Includes Item 3)
3	363-4120	1	Lock Assy. W/Keys
4	102-3067	1	24 To 12 V A.C. Transformer Board
5	102-3068	1	2A Slow-Blow Fuse
6	NLN3491A	2	Output Pcb, 8-Station ●
7	102-1828	1	Pcba, Osmac, Narrow-Band Decoder
8	102-3069	1	Kit, Power Wires, Rdr Lv
9	102-3077	1	Kit, Ground Wires (3)

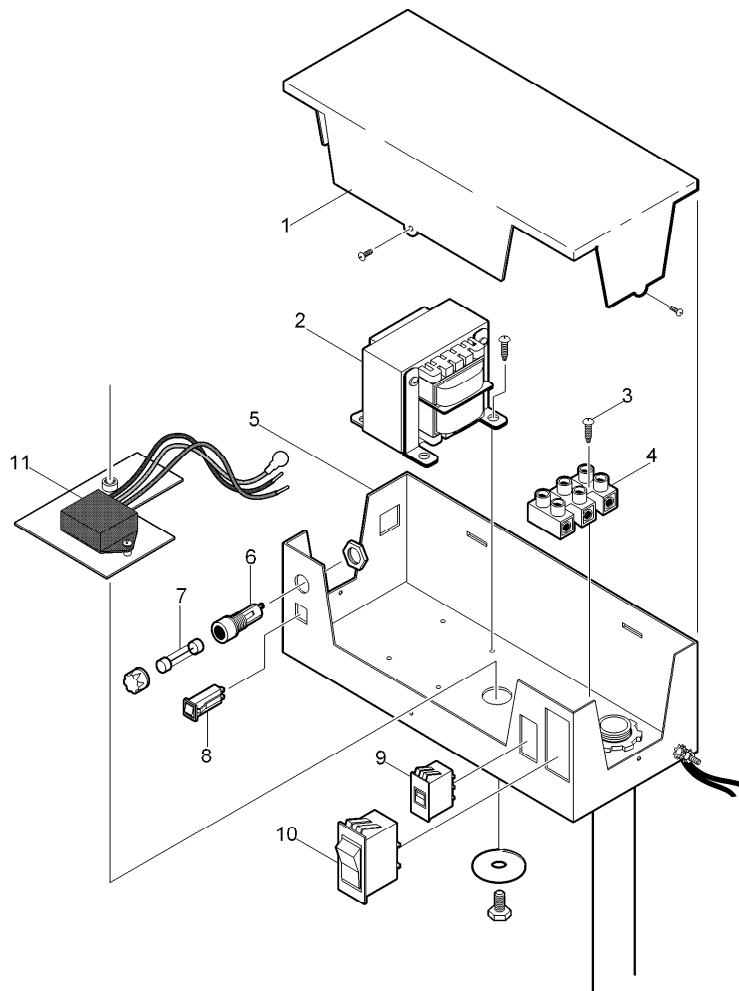
● Order Through Finished Goods Distribution System - Minneapolis



OSMAC RDR - Model RDR0160LVCE

<i>Ref.</i>	<i>Part Number</i>	<i>Qty.</i>	<i>Description</i>
1	102-2921	1	Kit, Osmac Rdr Housing
2	102-2920	1	Kit, Osmac Rdr Housing Cover
3	363-4120	1	Lock Assy. W/Keys
4	102-3076	1	24 To 12 V A.C. Transformer W/Terminal Block
5	NLN3491A	2	Output Pcb, 8-Station ●
6	102-1828	1	Pcba, Osmac, Narrow-Band Decoder
7	102-3077	1	Kit, Ground Wires (3)

● Order Through Finished Goods Distribution System - Minneapolis

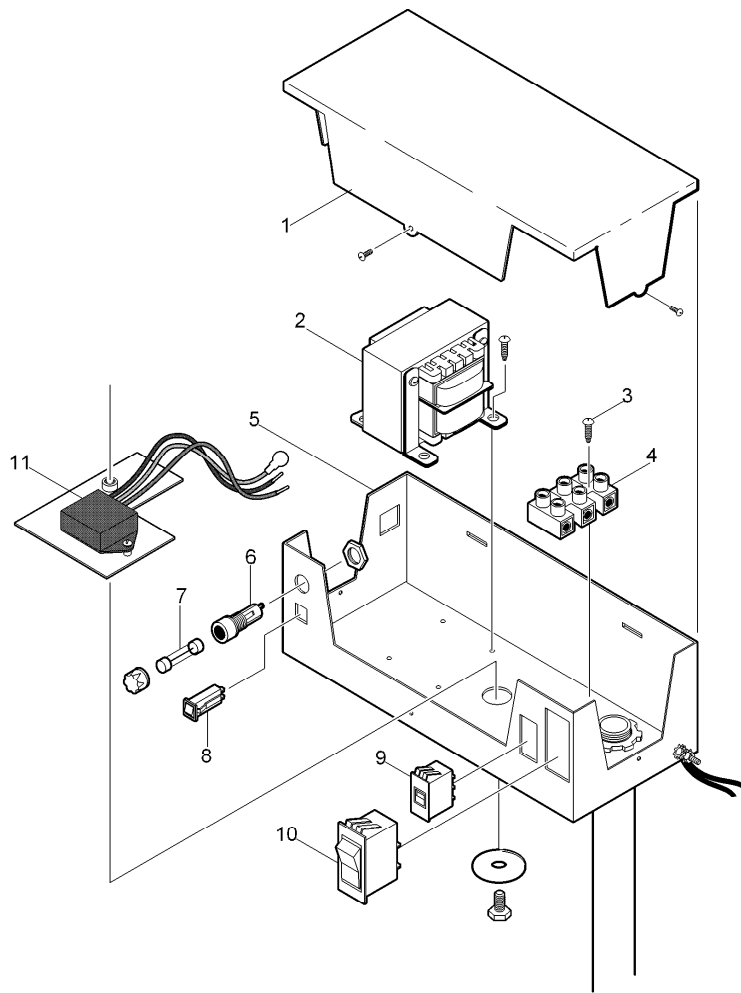


OSMAC RDR Unit - Power Supply Assembly

<i>Ref.</i>	<i>Part Number</i>	<i>Qty.</i>	<i>Description</i>
1		1	Cover ■
2	102-0647	1	Transformer Assy., Svc. ●
3		6	Screw, Tap, #6 ■
4	102-0667	1	Terminal Block, 115/230V, (Includes Item 3)
5		1	Bracket, Rdr Power Supply ■
6	102-0649	1	Fuse Holder W/Cap
7	102-0650	1	Fuse, 3.2 Amp, Slow-Blow (10-Pack) ●
8	102-0651	1	Circuit Breaker, 4.0 Amp
9	102-0648	1	Slide Switch 115/230V
10	102-0666	1	On/Off Switch
11	118-0538SK-RDR	1	Surge Protector Assy.

● SERVICE ITEMS

■ Not serviced separately

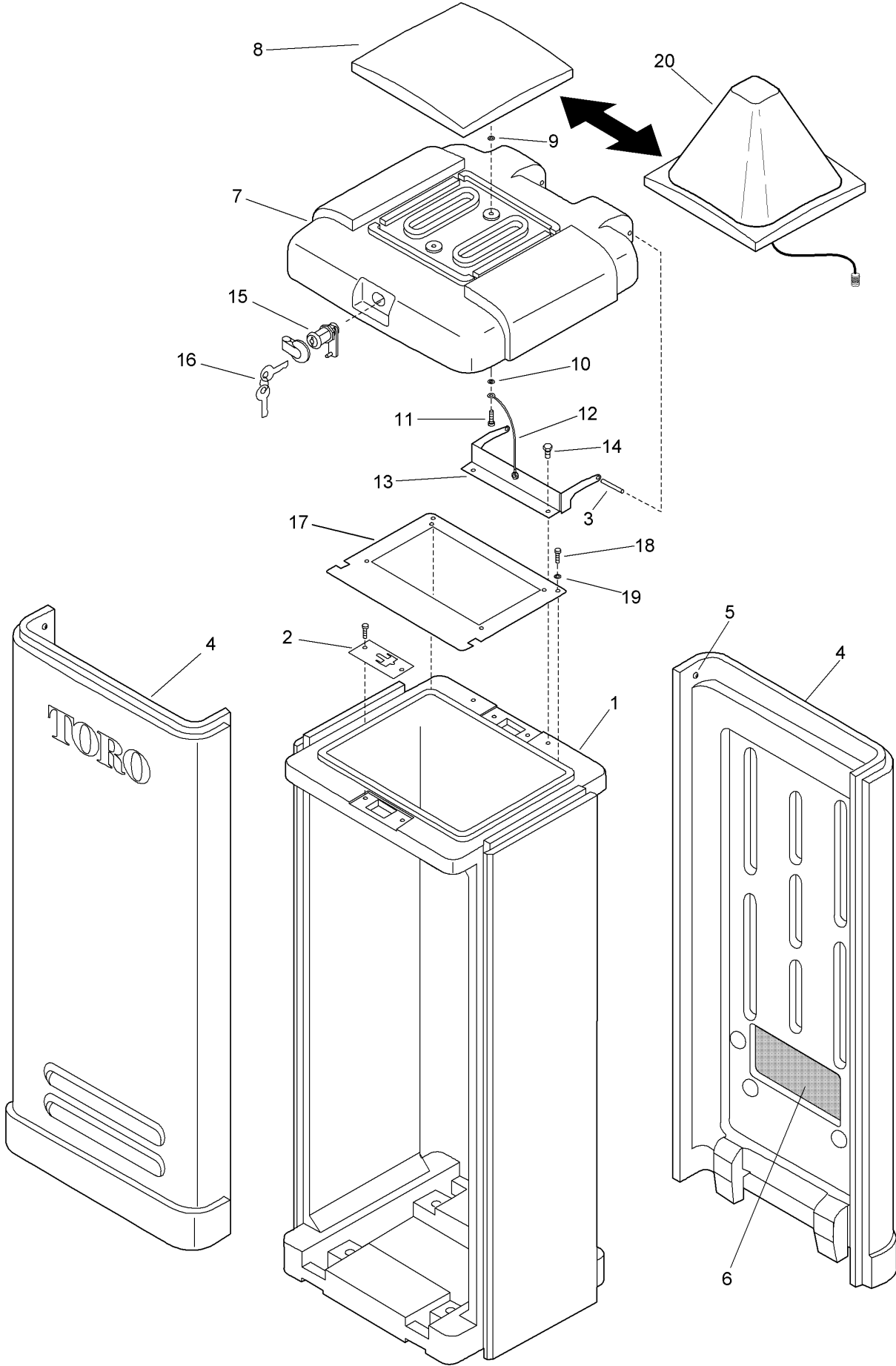


OSMAC RDR Unit - Power Supply Assembly (continued)

● SERVICE ITEMS

■ Not serviced separately

Plastic Satellite Pedestal 2006 And Earlier Models



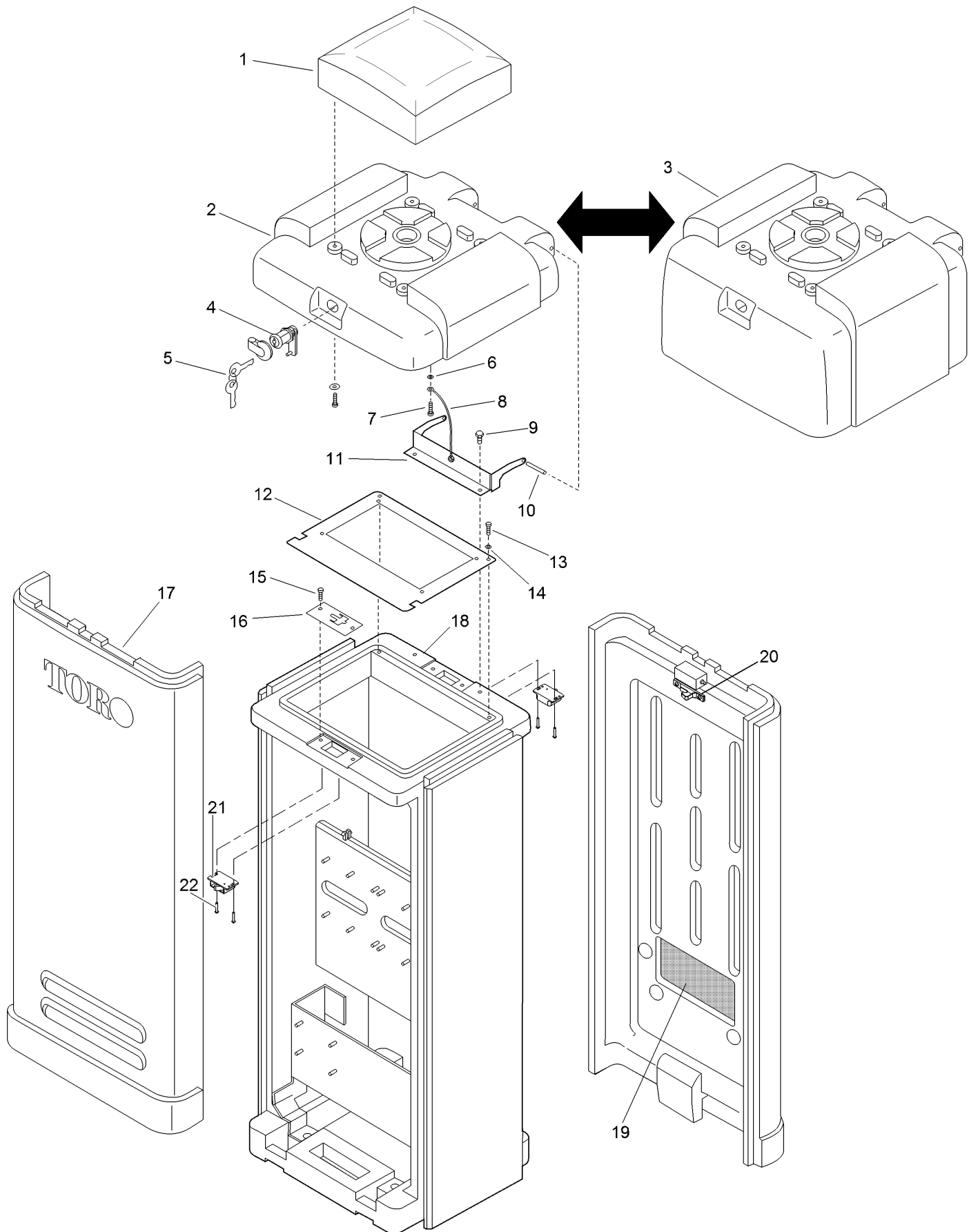
Plastic Satellite Pedestal 2006 And Earlier Models (continued)

<i>Ref.</i>	<i>Part Number</i>	<i>Qty.</i>	<i>Description</i>	<i>Ref.</i>	<i>Part Number</i>	<i>Qty.</i>	<i>Description</i>
1	89-8348	1	Base Assy., Service (Includes Items 2 & 3) ●	11	363-3438	1	Screw, #10-32 X 3/4", Sst
2	102-6155	1	Plate, Locking	12	102-3086	1	Cable, Restraining
3	363-3539	2	Pin	13	102-5915	1	Hinge, Cover
4	89-8347	1	Door Assy., Service ●	14	360-0595	2	Screw, Machine, 1/4-20 X 1/2"
5		2	Detent Latch Assy., Door ■	15	89-8346	1	Lock Kit, Service (Includes Items 15, 16 & Lock Cover) ●
6		2	Air Filter, Foam ■	16	360-0565	2	Keys, Lock (Golf #1382)
7	89-8345	1	Cover Assy., Standard, Service (Includes Items 8-16) ●	17	102-0664	1	Mounting Plate, Tm
8	89-8355	1	Vent Cap Assy., Service (Includes Items 9-11) ●	18	363-3541	2	Screw, Trim, #6
9		2	Washer, Silicone ■	19	363-3542	2	Washer, Finish, #6
10		2	Washer, Flat ■	20	102-3126		Dome Antenna Assy., Used In Vp / Ltc+ And E-Osmac (2006 And Later Models)

● SERVICE ITEMS

■ Not serviced separately

Plastic Satellite Pedestal 2007-2010 Models



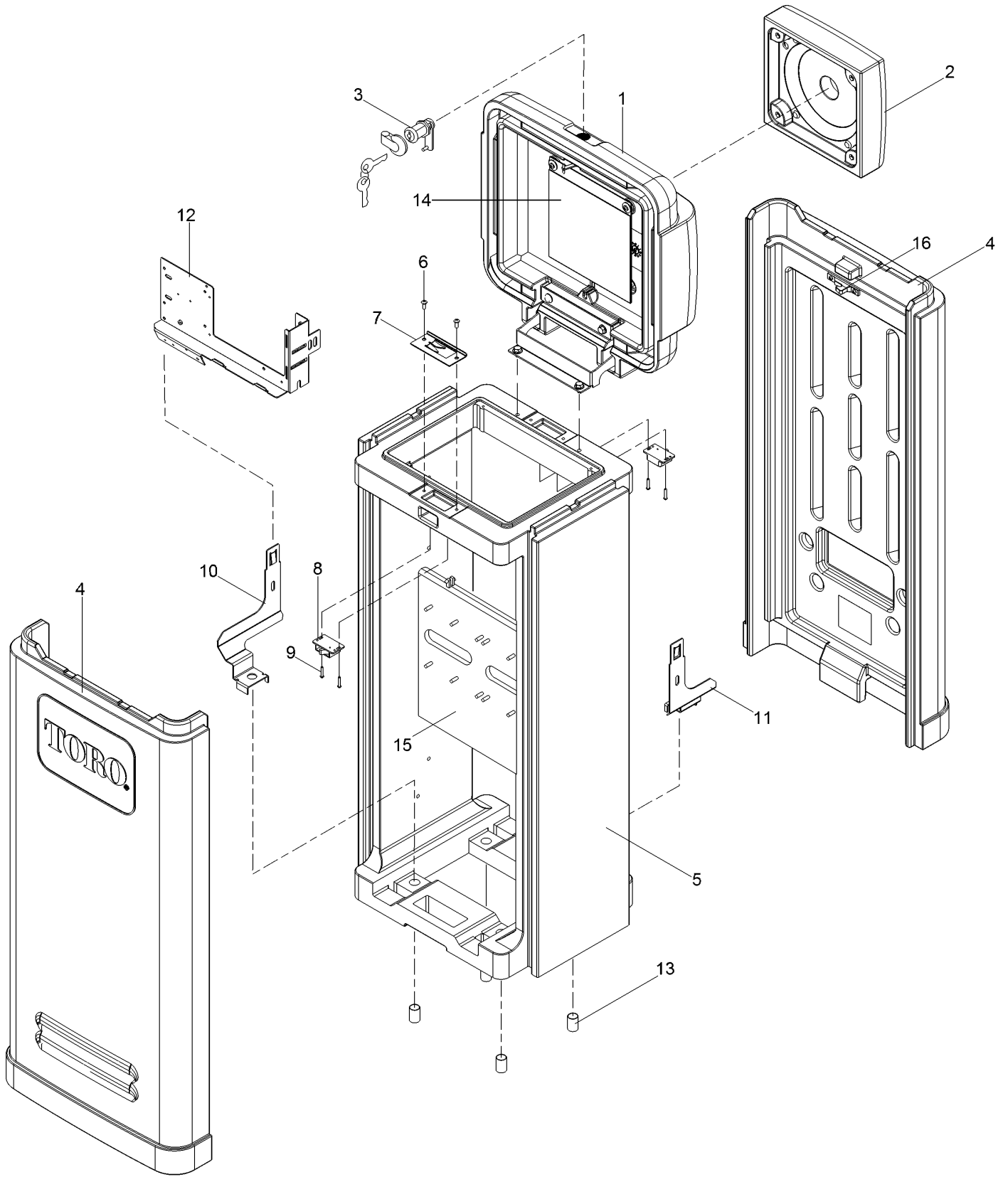
Plastic Satellite Pedestal 2007-2010 Models (continued)

<i>Ref.</i>	<i>Part Number</i>	<i>Qty.</i>	<i>Description</i>	<i>Ref.</i>	<i>Part Number</i>	<i>Qty.</i>	<i>Description</i>
1	102-4778SK	1	Cap, Vent, Green	13	363-3541	2	Screw, Trim, #6
2	102-6147SK	1	Cover, Plastic, Green (Includes Items 1-11)	14	363-3542	2	Washer, Finish, #6
3	102-6148SK	1	Cover, Plastic, Rdr	15	363-3707	2	Screw-PPH
4	89-8346	1	Lock Kit, Service ●	16	102-6155	1	Plate, Locking
5	360-0565	2	Keys, Lock	17	102-6146SK	2	Door, Plastic Pedestal, Green (Includes Items 17 And 19)
6		2	Washer, Flat ■	18	102-4775SK	1	Base, Plastic Pedestal, Green (Includes Items 15, 16 And 18)
7	363-3438	1	Screw, #10-32 X 3/4", Sst	19		2	Air Filter, Foam ■
8	102-3086	1	Cable, Restraining	20	363-9527SK	2	Keeper
9	360-0595	2	Screw, Machine, 1/4-20 X 1/2"	21	363-9526SK	2	Catch
10	363-3539	2	Pin	22	363-9529	4	Screw, #6 X 3/4
11	102-5915	1	Hinge, Cover				
12	102-0664	1	Mounting Plate, Tm				

● SERVICE ITEMS

■ Not serviced separately

Plastic Satellite Pedestal 2011 and Later



Plastic Satellite Pedestal 2011 and Later (continued)

<i>Ref.</i>	<i>Part Number</i>	<i>Qty.</i>	<i>Description</i>	<i>Ref.</i>	<i>Part Number</i>	<i>Qty.</i>	<i>Description</i>
1	118-0825SK	1	Assy., Short Cover, Green (Includes Items 2 And 3)	8	363-9526SK	2	Catch
1	118-0826SK	1	Assy., Short Cover, Desert Sand (Includes Items 2 And 3)	9	363-9529	4	Screw, #6 X 3/4", Ss
1	118-0827SK	1	Assy., Short Cover, Tree Bark (Includes Items 2 And 3)	10	102-8399SK	1	Bracket, Transformer Support, Right
2	102-4778SK	1	Ventcap, Plastic Pedestal, Green	11	102-8400SK	1	Bracket, Transformer Support, Left
2	102-6958SK	1	Ventcap, Plastic Pedestal, Desert Sand	12	102-8402SK	1	Transformer Mounting Plate
2	102-6959SK	1	Ventcap, Plastic Pedestal, Tree Bark	13	102-4774	4	Seamless Tube, Ss, 11/16" X 1.00", Rohs
3	89-8346	1	Lock Kit, Service ●	14	118-0740	1	Holder, Document
4	118-0833SK	2	Door Assy., Plastic Pedestal, Green	15	89-9931SK	1	Backplate Mounting
4	118-0834SK	2	Door Assy., Plastic Pedestal, Desert Sand	16	363-9527SK	2	Keeper
4	118-0835SK	2	Door Assy., Plastic Pedestal, Tree Bark		118-1666SK	1	Pedestal, Retrofit Kit, Green (Includes Items 1-4) ■
5	102-4775SK	1	Kit, Service, Base, Pedestal, Green		118-1667SK	1	Pedestal, Retrofit Kit, Tree Bark (Includes Items 1-4) ■
5	102-6491SK	1	Plastic Pedestal Base, Desert Sand		118-1668SK	1	Pedestal, Retrofit Kit, Desert Sand (Includes Items 1-4) ■
5	102-6483SK	1	Plastic Pedestal Base, Tree Bark		118-0828SK	1	Complete Pedestal, Green (Includes Items 1-9 And 13) ■
6	363-3707	2	Screw-PPH		118-0829SK	1	Complete Pedestal, Tree Bark (Includes Items 1-9 And 13) ■
7	102-9312	1	Plate, Pedestal Latch, Rohs		118-0830SK	1	Complete Pedestal, Desert Sand (Includes Items 1-9 And 13) ■

● SERVICE ITEMS

■ Not illustrated