

# UP Series

Circulator pumps

60 Hz



be  
think  
innovate

**GRUNDFOS** 

<b>1. Cross reference charts</b>	<b>3</b>	<b>6. Technical data</b>	<b>42</b>
Quick cross reference for competitive		UP 10-16 Comfort PM, PM Auto	42
3-speed pumps	3	UP 15-10 B5/B7	43
Quick cross reference for competitive models	4	UP 15-10 BUC5/BUC7	44
Reference for replacing TACO models	5	UP 15-10 F/FR	45
Reference for replacing Bell & Gossett models	14	UP Comfort system	46
Reference for replacing Laing models	17	UP 15-18 B5/B7	47
Reference for replacing Armstrong models	19	UP 15-18 BUC5/BUC7	48
Reference for replacing Wilo models	22	UP 15-29 SU/SF	49
Discontinued products	24	UP 15-35 SUC	50
		UPS 15-35 SUC/SFC	51
<b>2. Performance ranges</b>	<b>25</b>	UP 15-42 B5/B7	52
3-speed	25	UP 15-42 BUC5/BUC7	53
3-speed, stainless steel	26	UP 15 MixiMizer™	54
UP 10-16 A/PM B5/BN5/BU	26	UP 15-42 F/FR	55
Closed systems	27	UPS 15-42 F	56
Open systems	27	UP 15 MixiMizer™	57
Open systems, 1/2"	28	UP variable speed	58
Open systems, 3/4"	28	UP 15-55 SUC	59
		UPS 15-55 SFC/SUC/TLC	60
<b>3. Product range</b>	<b>29</b>	UP 15 ALPHA	61
Cast iron	29	UP 15 ALPHA	62
Bronze	30	UPS 15-58 FC/FRC	63
Stainless steel	31	UP 15-100 F	64
		UP 26-64 F	65
<b>4. Identification</b>	<b>32</b>	UP 26 variable speed	66
Type key	32	UP 26-96 F/BF	67
Nameplate	33	UP 26 variable speed	68
		UP 26-99 F/BF	69
<b>5. Applications</b>	<b>34</b>	UPS 26-99 FC/BFC	70
Heating systems	34	UP 26-116 F/BF	71
Domestic hot-water systems	34	UP 26-120 U	72
Cooling systems	34	UPS 26-150 F/SF	73
Construction	34	UP 43-44 F/BF	74
Materials of construction	35	UPS 43-44 FC/BFC	75
Installation	35	UP 43-70 F	76
Pumped liquids	36	UP 43-75 F/BF	77
Ambient and liquid temperatures	36	UPS 43-100 F/SF	78
Maximum system pressure	36	UP 43-110 F	79
Minimum inlet pressure	36	UPS 50-44 F	80
Performance	36	UPS 50-60 F/SF	81
ALPHA	37	UP 50-75 F	82
MixiMizer™ - mixing reset pump	38		
Variable-speed pump	39	<b>7. Accessories</b>	<b>83</b>
Comfort System	40	UP timer	83
UP 10-16 Comfort PM, PM Auto	41	Aquastat	84
		Packaged dielectric isolating valve sets	85
		Packaged fitting sets	86
		UP-ZV zone valves	87
		Technical data	87
		Replacement flange gaskets	89
		<b>8. Further product information</b>	<b>90</b>
		WebCAPS	90
		WinCAPS	91
		Grundfos GO	92

# 1. Cross reference charts

## Quick cross reference for competitive 3-speed pumps

Competitor cross-reference				
Model	Speed	TACO*	Bell & Gossett*	Armstrong*
ALPHA 15-55 F UPS 15-58 FC/FRC	High	005F, 007F, 008F, 0010F-IFC, 00R-MSF1-IFC, 0015	NRF-22, LR-20WR	Astro 30, Astro 30-(3), Astro 50-3, Astro 230CI, Compass
	Med.	005F-(IFC), 007F-(IFC), 008F-(IFC), 0010F-IFC, 00R-IFC, 00R-MSF1-IFC	NRF9F/LW, NRF-25 Sp-1 & 2	Astro 25, Astro 30-3
	Low	005F-(IFC), 006F-(IFC), 00R-MSF1-IFC		Astro 20
UPS 26-99 FC/BFC	High	0013(B)-IFC	NRF-36 Sp-2, NRF-45 Sp-2, H-41(B)	E7(B), Astro 50(B)-(3)
	Med.	0011(B)-(IFC), 0014(B)-(IFC)	Series 100, PL-30, PR, NRF-36, Sp-1, NRF-45 Sp-1	Astro 50(B), H41
	Low	-	LR-15BWR	Astro 30(B)
UPS 26-150 F/SF	High	1400-45(B), 1400-50(B), 2400-45	PL-55(B)	E15(B)
	Med.	0011(B, SF), 0013(B, SF), 1400-20(B), 1400-30(B), 1400-40(B), 2400-30	PL-36(B)	E8(B), E9(B), E11(B), E13(B)
	Low	2400-20, 2400-40	NRF(NBF)-36 Sp-2 & 3	E7(B), E10(B)
UPS 43-44 FC/BFC	High	0012(B, SF)-(IFC), 113(B)	HV, H-32(B)	E16(B)
	Med.	0010(B, SF)-(IFC), 111(B)	NRF-33	H32
	Low	0010-MSF1-IFC, 110(B)	-	-
UPS 43-100 F/SF	High	-	H-51(B), H-52(B)	E17(B)
	Med.	1400-20(B), 1400-30(B), 1400-40(B), 1400-45(B), 2400-20, 2400-30	PL-45(B), PL-50(B), NRF(NBF)-45 Sp-2 & 3, NRF-36 Sp-2 & 3	E11(B), E15(B), E16(B)
	Low	2400-10	-	10(B), E13(B)
UPS 50-60 F/SF	High	1400-65 (B), 131(B), 2400-65	PL-130(B), S-35(B)	E19(B), E28(B), E29(B), E30(B)
	Med.	1400-60(B), 121(B), 122(B), 131(B)	PL-50(B), PL-75(B)	E28(B)
	Low	120(B), 2400-60	-	E16(B)
UPS 15-35 SFC	High	005BF2-(IFC), 007(B, SF)-(IFC)	NBF(SSF)-12F/LW	SM-909-BF14, Astro 25B, Astro 30(B) Sp-2
	Med.	-	-	Astro 20(B), Astro 30(B)-3 Sp-1 & 2
	Low	-	-	-
UPS 15-35 SUC	High	-	NBF(SSF)-12U/LW	Astro 25BU, Astro 220, 225SSU
	Med.	006BC4-1, 006B7-IFC	NBF-9U/LW	Astro 25BU, Astro 20, 25(BU)
	Low	003-B4-2-IFC	-	-
UPS 15-35 SUC/TLC	High	-	-	Astro 20, 25BU(LC, T), Astro 25U-T
	Med.	-	-	Astro 25U-T
	Low	-	-	-
UPS 15-55 SFC	High	-	-	Astro 30B-(3), Astro 230SS, Astro 30(B), SM- 909-BF14, SM-909-BF18
	Med.	005-(B, SF), 006-BF, 007-(B, SF)- (IFC), 008-(B, SF)-(IFC), 00R-SF-IFC	LR-15B, NBF(SSF)-22, NBF-25	Astro 30(B) Sp-2, Astro 30(B)-3 Sp-1
	Low	-	-	Astro 30(B) Sp-1, Astro 50(B) Sp-1

\* Grundfos provides no guarantee as to the accuracy of competitor information listed herein.  
to the accuracy of competitor information listed herein.

## Reference for replacing TACO models

### Open systems: Stainless steel and lead-free bronze pump housings

Competitor cross-reference for TACO											
Open systems: Stainless steel and lead-free bronze pump housings											
TACO model	Port-to-port length [in.]	Flange size/connection type	Grundfos model	Port-to-port length [in.]	Flange size/connection type	Grundfos product number					
						1 x 115 V	1 x 208 V	1 x 230 V	3 x 208 V	3 x 230 V	3 x 460 V
00R-SF6-IFC	6 3/8	2-bolt flange	UPS 15-55 SFC	6 1/2	2-bolt flange*	59896773	-	-	-	-	-
			ALPHA 15-55 SFC	6 1/2	2-bolt flange*	59896879	-	-	-	-	-
00R-SF6-1IFC	6 3/8	2-bolt flange-R	UPS 15-55 SFC	6 1/2	2-bolt flange	59896773	-	-	-	-	-
			ALPHA 15-55 SFC	6 1/2	2-bolt flange	59896879	-	-	-	-	-
003-B4	4 13/32	3/4" sweat	UP 15-10 B7	5	3/4" sweat	59896226	-	-	-	-	-
003-B4-PNP	3 5/16	3/4" sweat	UP 15-10 B7/TLC	5	3/4" sweat	59896210	-	-	-	-	-
003-B4-1PNP	3 5/16	3/4" sweat	UP 15-10 B7/LC	5	3/4" sweat	59896209	-	-	-	-	-
003-B4-2IFC	5 15/16	Union	-	-	-	-	-	-	-	-	-
003-B4-2PNP	3 5/16	3/4" sweat	UP 15-10 B7/TLC	5	3/4" sweat	59896210	-	-	-	-	-
003-B4-3PNP	5 15/16	Union	-	-	-	-	-	-	-	-	-
003-B4-4PNP	5 15/16	Union	-	-	-	-	-	-	-	-	-
003-BC	4 13/32	1/2" sweat	UP 15-10 B5	5	1/2" sweat	59896213	-	-	-	-	-
003-BC-1	6	Union	-	-	-	-	-	-	-	-	-
003-BC4	4 1/4	1/2" sweat	UP 15-10 B5	5	1/2" sweat	59896213	-	-	-	-	-
003-BC4-1	5 15/16	Union	-	-	-	-	-	-	-	-	-
003-BC4-1IFC	4 3/8	1/2" sweat	UP 15-10 BUC5	5	1/2" sweat	59896225	-	-	-	-	-
003-BC4-1IFC	4 3/8	3/4" sweat	UP 15-10 BUC7	5	3/4" sweat	59896241	-	-	-	-	-
003-BC4-PNP	3 5/16	1/2" sweat	UP 15-10 B5/TLC	5	1/2" sweat	59896215	-	-	-	-	-
003-BC4-1PNP	5 15/16	Union	-	-	-	-	-	-	-	-	-
003-BC4-2PNP	3 5/16	3/4" sweat	UP 15-10 BUC7/TLC	5	3/4" sweat	59896240	-	-	-	-	-
003-BC4-3PNP	3 5/16	1/2" sweat	UP 15-10 BUC5/TLC	5	1/2" sweat	59896238	-	-	-	-	-
003-BC4-4PNP	3 5/16	1/2" sweat	UP 15-10 B5/LC	5	1/2" sweat	59896214	-	-	-	-	-
003-BC4-5PNP	5 15/16	Union	-	-	-	-	-	-	-	-	-
003-BC4-6PNP	3 5/16	3/4" sweat	UP 15-10 BUC7/LC	5	3/4" sweat	59896239	-	-	-	-	-
003-BC4-7PNP	3 5/16	1/2" sweat	UP 15-10 BUC5/LC	5	1/2" sweat	59896237	-	-	-	-	-
003-BC4-8PNP	3 5/16	1/2" sweat	UP 15-10 B5/TLC	5	1/2" sweat	59896215	-	-	-	-	-
003-BC4-9PNP	5 15/16	Union	-	-	-	-	-	-	-	-	-
003-BC4-10PNP	3 5/16	3/4" sweat	UP 15-10 BUC7/TLC	5	3/4" sweat	59896240	-	-	-	-	-
003-BC4-11PNP	3 5/16	1/2" sweat	UP 15-10 BUC5/TLC	5	1/2" sweat	59896238	-	-	-	-	-
003-BT4-PNP	4	3/4" FNPT	-	-	-	-	-	-	-	-	-
003-BT4-1PNP	4	3/4" FNPT	-	-	-	-	-	-	-	-	-
003-BT4-2PNP	4	3/4" FNPT	-	-	-	-	-	-	-	-	-
003-SC4-1	5 15/16	Union	UP 15-35 SUC	5 7/8	GU 125	59896778	-	-	-	-	-
003-SC4-IFC	5 15/16	Union	UP 15-35 SUC	5 7/8	GU 125	59896778	-	-	-	-	-
003-SC4-1PNP	3 5/16	Union	UPS 15-35 SUC/TLC	5 7/8	GU 125	59896780	-	-	-	-	-
003-SC4-2PNP	3 5/16	Union	UPS 15-35 SUC/TLC	5 7/8	GU 125	59896780	-	-	-	-	-
003-SC4-3PNP	3 5/16	Union	UPS 15-35 SUC/TLC	5 7/8	GU 125	59896780	-	-	-	-	-
003-SC4-4PNP	3 5/16	Union	UPS 15-35 SUC/TLC	5 7/8	GU 125	59896780	-	-	-	-	-
003-ST4	4	3/4" NPT	-	-	-	-	-	-	-	-	-
003-ST4-PNP	3 5/16	3/4" FNPT	-	-	-	-	-	-	-	-	-
003-ST4-1PNP	3 5/16	3/4" FNPT	-	-	-	-	-	-	-	-	-
003-ST4-2PNP	3 5/16	3/4" FNPT	-	-	-	-	-	-	-	-	-
003-VRBC4	4 3/8	1/2" sweat	UP 15-42 BUC5/MR	6 1/2	1/2" sweat	59896805	-	-	-	-	-
003-VRBC4-1IFC	4 3/8	1/2" sweat	UP 15-42 BUC5/MR	6 1/2	1/2" sweat	59896805	-	-	-	-	-

\* May not match specific competitive flange orientation.

Grundfos provides no guarantee as to the accuracy of competitor information listed herein.

Competitor cross-reference for TACO										
Open systems: Stainless steel and lead-free bronze pump housings										
TACO model	Port-to-port length [in.]	Flange size/ connection type	Grundfos model	Port-to-port length [in.]	Flange size/ connection type	Grundfos product number				
						1 x 115 V	1 x 208 V	1 x 230 V	3 x 208 V	3 x 230 V
003-VRFB4	4 3/8	3/4" sweat	UP 15-42 BUC7/ MR	7 1/4	3/4" sweat	59896806	-	-	-	-
003-VRBC4-IFC	4 3/8	3/4" sweat	UP 15-42 BUC7/ MR	7 1/4	3/4" sweat	59896806	-	-	-	-
003-VVBC4	4 3/8	1/2" sweat	-	-	-	-	-	-	-	-
003-VVBC4-1IFC	4 3/8	1/2" sweat	-	-	-	-	-	-	-	-
003-VVB4	4 3/8	3/4" sweat	-	-	-	-	-	-	-	-
003-VVBC4-IFC	4 3/8	3/4" sweat	-	-	-	-	-	-	-	-
005-BF2	6 3/8	2-bolt flange-R	UPS 15-29 SF	6 1/2	2-bolt flange	59896771	-	-	-	-
005-BF2-IFC	6 3/8	2-bolt flange-R	-	-	-	-	-	-	-	-
005-SF2	6 3/8	2-bolt flange	UPS 15-29 SF	6 1/2	2-bolt flange*	59896771	-	-	-	-
005-SF2-IFC	6 3/8	2-bolt flange-R	-	-	-	-	-	-	-	-
005-SF2-PNP	6 3/8	2-bolt flange-R	UPS 15-29 SUC/ TLC	5 7/8	GU 125*	59896777	-	-	-	-
005-SF2-1PNP	6 3/8	2-bolt flange-R	UPS 15-29 SUC/ TLC	5 7/8	GU 125*	59896777	-	-	-	-
006-B	4 1/4	3/4" sweat	UP 15-18 B7	6 3/8	3/4" sweat	59896121	-	59896119	-	-
006-B4	4 13/32	3/4" sweat	UP 15-18 B7	6 3/8	3/4" sweat	59896121	-	59896119	-	-
006-B4-PNP	4 1/4	3/4" sweat	UP 15-18 B7/TLC	6 3/8	3/4" sweat	59896230	-	-	-	-
006-B4-1PNP	4 1/4	3/4" sweat	UP 15-18 B7/LC	6 3/8	3/4" sweat	59896229	-	-	-	-
006-B4-2PNP	4 1/4	3/4" sweat	UP 15-18 B7/TLC	6 3/8	3/4" sweat	59896230	-	-	-	-
006-B7-IFC	5 15/16	3/4" sweat	UP 15-18 BUC7	6 3/8	3/4" sweat	59896124	-	-	-	-
006-BC4	4 1/4	1/2" sweat	UP 15-18 B5	5	1/2" sweat	59896114	-	59896118	-	-
006-BC4-PNP	4 13/32	1/2" sweat	UP 15-18 B5/TLC	5	1/2" sweat	59896212	-	-	-	-
006-BC4-1PNP	5 15/16	Union	-	-	-	-	-	-	-	-
006-BC4-2PNP	4 13/32	1/2" sweat	UP 15-18 B5/LC	5	1/2" sweat	59896211	-	-	-	-
006-BC4-3PNP	5 15/16	Union	-	-	-	-	-	-	-	-
006-BC4-4PNP	4 13/32	1/2" sweat	UP 15-18 B5/TLC	5	1/2" sweat	59896212	-	-	-	-
006-BC4-5PNP	5 15/16	Union	-	-	-	-	-	-	-	-
006-BC7-PNP	4 3/8	3/4" sweat	-	-	-	-	-	-	-	-
006-BC7-1PNP	4 13/32	1/2" sweat	UP 15-18 BUC5	6 1/2	1/2" sweat	59896123	-	-	-	-
006-BC7-2PNP	4 3/8	3/4" sweat	-	-	-	-	-	-	-	-
006-BC7-3PNP	4 13/32	3/4" sweat	-	-	-	-	-	-	-	-
006-BC7-4PNP	4 3/8	3/4" sweat	-	-	-	-	-	-	-	-
006-BC7-5PNP	4 13/32	1/2" sweat	-	-	-	-	-	-	-	-
006-BC7-IFC	4 3/8	3/4" sweat	UP 15-18 BUC7	7 1/4	3/4" sweat	59896124	-	-	-	-
006-BC7-1IFC	4 3/8	1/2" sweat	UP 15-18 BUC5	7 1/4	1/2" sweat	59896123	-	-	-	-
006-BT4	4	3/4" FNPT	-	-	-	-	-	-	-	-
006-BT4-PNP	4	3/4" FNPT	-	-	-	-	-	-	-	-
006-BT4-2PNP	4	3/4" FNPT	-	-	-	-	-	-	-	-
006-BT4-3PNP	4	3/4" FNPT	-	-	-	-	-	-	-	-
006-SC4-1	5 15/16	Union	UPS 15-35 SUC	5 7/8	GU 125	59896778	-	-	-	-
006-SC4-1PNP	3 5/16	Union	UPS 15-35 SUC/ TLC	5 7/8	GU 125	59896780	-	-	-	-
006-SC4-2PNP	3 5/16	Union	UPS 15-35 SUC/ TLC	5 7/8	GU 125	59896780	-	-	-	-
006-SC4-3PNP	3 5/16	Union	UPS 15-35 SUC/ TLC	5 7/8	GU 125	59896780	-	-	-	-
006-SC7-IFC	5 15/16	Union	UPS 15-35 SUC	5 7/8	GU 125	59896778	-	-	-	-
006-SC7-PNP	5 15/16	Union	UPS 15-35 SUC/ TLC	5 7/8	GU 125	59896780	-	-	-	-
006-ST4	4	3/4" FNPT	-	-	-	-	-	-	-	-
006-ST4-PNP	3 5/16	3/4" FNPT	-	-	-	-	-	-	-	-
006-ST4-1PNP	3 5/16	3/4" FNPT	-	-	-	-	-	-	-	-
006-ST4-2PNP	3 5/16	3/4" FNPT	-	-	-	-	-	-	-	-
006-VRBC4	4 3/8	1/2" sweat	UP 15-42 BUC5/ MR	6 1/2	1/2" sweat	59896805	-	-	-	-

\* May not match specific competitive flange orientation.

Grundfos provides no guarantee as to the accuracy of competitor information listed herein.

Competitor cross-reference for TACO											
Open systems: Stainless steel and lead-free bronze pump housings											
TACO model	Port-to-port length [in.]	Flange size/ connection type	Grundfos model	Port-to-port length [in.]	Flange size/ connection type	Grundfos product number					
						1 x 115 V	1 x 208 V	1 x 230 V	3 x 208 V	3 x 230 V	3 x 460 V
006-VRBC7-1IFC	4 3/8	1/2" sweat	UP 15-42 BUC5/MR	6 1/2	1/2" sweat	59896805	-	-	-	-	-
006-VRB4	4 3/8	3/4" sweat	UP 15-42 BUC7/MR	7 1/4	3/4" sweat	59896806	-	-	-	-	-
006-VRBC7-IFC	4 3/8	3/4" sweat	UP 15-42 BUC7/MR	7 1/4	3/4" sweat	59896806	-	-	-	-	-
006-VVBC4	4 3/8	1/2" sweat	-	-	-	-	-	-	-	-	-
006-VVBC7-1IFC	4 3/8	1/2" sweat	-	-	-	-	-	-	-	-	-
006-VVBC4	4 3/8	3/4" sweat	-	-	-	-	-	-	-	-	-
006-VVBC7-IFC	4 3/8	3/4" sweat	-	-	-	-	-	-	-	-	-
007-BF	6 3/8	2-bolt flange	UPS 15-55 SFC	6 1/2	2-bolt flange*	59896773	-	-	-	-	-
			ALPHA 15-55 SFC	6 1/2	2-bolt flange*	59896879	-	-	-	-	-
007-BF5	6 3/8	2-bolt flange	UPS 15-55 SFC	6 1/2	2-bolt flange*	59896773	-	-	-	-	-
			ALPHA 15-55 SFC	6 1/2	2-bolt flange*	59896879	-	-	-	-	-
007-BF-IFC	6 3/8	2-bolt flange	UPS 15-55 SFC	6 1/2	2-bolt flange*	59896773	-	-	-	-	-
			ALPHA 15-55 SFC	6 1/2	2-bolt flange*	59896879	-	-	-	-	-
007-BF5-IFC	6 3/8	2-bolt flange	UPS 15-55 SFC	6 1/2	2-bolt flange*	59896773	-	-	-	-	-
			ALPHA 15-55 SFC	6 1/2	2-bolt flange*	59896879	-	-	-	-	-
007-SF5	6 3/8	2-bolt flange	UPS 15-55 SFC	6 1/2	2-bolt flange*	59896773	-	-	-	-	-
			ALPHA 15-55 SFC	6 1/2	2-bolt flange*	59896879	-	-	-	-	-
007-SF5-IFC	6 3/8	2-bolt flange	UPS 15-55 SFC	6 1/2	2-bolt flange*	59896773	-	-	-	-	-
			ALPHA 15-55 SFC	6 1/2	2-bolt flange*	59896879	-	-	-	-	-
007-MSSF1-IFC	-	-	UPS 15-35 SFC	6 1/2	2-bolt flange	59896772	-	-	-	-	-
008-BF6	6 3/8	2-bolt flange-R	UPS 15-55 SFC	6 1/2	2-bolt flange	59896773	-	-	-	-	-
			ALPHA 15-55 SFC	6 1/2	2-bolt flange	59896879	-	-	-	-	-
008-BF6-IFC	6 3/8	2-bolt flange	UPS 15-55 SFC	6 1/2	2-bolt flange*	59896773	-	-	-	-	-
			ALPHA 15-55 SFC	6 1/2	2-bolt flange*	59896879	-	-	-	-	-
008-BC	6 3/8	3/4" sweat	UPS 15-42 BUC7	7 1/4	3/4" sweat	59896151	-	-	-	-	-
008-BC6	5 5/8	3/4" sweat	UPS 15-42 BUC7	7 1/4	3/4" sweat	59896151	-	-	-	-	-
008-BC6-IFC	6 1/2	3/4" sweat	UPS 15-42 BUC7	7 1/4	3/4" sweat	59896151	-	-	-	-	-
008-SF6	6 3/8	2-bolt flange	UPS15-55 SFC	6 1/2	2-bolt flange*	59896773	-	-	-	-	-
			ALPHA 15-55 SFC	6 1/2	2-bolt flange*	59896879	-	-	-	-	-
008-SF6-IFC	5 15/16	2-bolt flange	UPS15-55 SFC	6 1/2	2-bolt flange*	59896773	-	-	-	-	-
			ALPHA 15-55 SFC	6 1/2	2-bolt flange*	59896879	-	-	-	-	-
008-SF6-2	5 15/16	2-bolt flange-R	UPS15-55 SFC	6 1/2	2-bolt flange	59896773	-	-	-	-	-
			ALPHA 15-55 SFC	6 1/2	2-bolt flange	59896879	-	-	-	-	-
008-SF6-1IFC	5 15/16	2-bolt flange-R	UPS15-55 SFC	6 1/2	2-bolt flange	59896773	-	-	-	-	-
			ALPHA 15-55 SFC	6 1/2	2-bolt flange	59896879	-	-	-	-	-
008-VRBC6	6 3/8	3/4" sweat	UP 15-42 BUC7/MR	7 1/4	3/4" sweat	59896806	-	-	-	-	-
008-VRBC6-IFC	6 3/8	3/4" sweat	UP 15-42 BUC7/MR	7 1/4	3/4" sweat	59896806	-	-	-	-	-
008-VVBC6	6 3/8	3/4" sweat	-	-	-	-	-	-	-	-	-
008-VVBC6-IFC	6 3/8	3/4" sweat	-	-	-	-	-	-	-	-	-
009-BF	6 3/8	Flange	Magna 32-60 FN	6 1/2	2-bolt flange	-	98052802	98052802	98052802	98052802	-
			-	-	-	-	-	-	-	-	-
009-BF-IFC	-	-	Magna 32-60 FN	6 1/2	2-bolt flange	-	98052802	98052802	98052802	98052802	-
009-BF5	-	-	Magna 32-60 FN	6 1/2	2-bolt flange	-	98052802	98052802	98052802	98052802	-
009-SF5	6 3/8	2-bolt flange-R	-	-	-	-	-	-	-	-	-
			Magna 32-60 FN	6 1/2	2-bolt flange	-	98052802	98052802	98052802	98052802	-
009-SF5-IFC	6 3/8	2-bolt flange-R	-	-	-	-	-	-	-	-	-
			Magna 32-60 FN	6 1/2	2-bolt flange	-	98052802	98052802	98052802	98052802	-
0010-BF2	6 3/8	2-bolt flange	UPS 43-44 BFC	8 1/2	2-bolt flange*	52722520	-	52722521	-	-	-
			Magna 32-60 FN	6 1/2	2-bolt flange	-	98052802	98052802	98052802	98052802	-
0010-BF-IFC	-	-	UPS 43-44 BFC	8 1/2	2-bolt flange*	52722520	-	52722521	-	-	-
			Magna 32-60 FN	6 1/2	2-bolt flange	-	98052802	98052802	98052802	98052802	-

\* May not match specific competitive flange orientation.

Grundfos provides no guarantee as to the accuracy of competitor information listed herein.

**Competitor cross-reference for TACO**  
**Open systems: Stainless steel and lead-free bronze pump housings**

TACO model	Port-to-port length [in.]	Flange size/ connection type	Grundfos model	Port-to-port length [in.]	Flange size/ connection type	Grundfos product number					
						1 x 115 V	1 x 208 V	1 x 230 V	3 x 208 V	3 x 230 V	3 x 460 V
0010-BF3	6 3/8	2-bolt flange-R	UPS 43-44 BFC	8 1/2	2-bolt flange	52722520	-	52722521	-	-	-
			Magna 32-60 FN	6 1/2	2-bolt flange	-	98052802	98052802	98052802	98052802	-
0010-SF3	6 3/8	2-bolt flange	UPS 43-44 BFC	8 1/2	2-bolt flange*	52722520	-	52722521	-	-	-
			Magna 32-60 FN	6 1/2	2-bolt flange	-	98052802	98052802	98052802	98052802	-
0010-SF3-IFC	6 3/8	2-bolt flange	UPS 43-44 BFC	8 1/2	2-bolt flange*	52722520	-	52722521	-	-	-
			Magna 32-60 FN	6 1/2	2-bolt flange	-	98052802	98052802	98052802	98052802	-
0011-BF4	6 1/2	2-bolt flange	UPS 26-99 BFC	6 1/2	2-bolt flange*	52722518	-	52722519	-	-	-
			Magna 32-60 FN	6 1/2	2-bolt flange	-	98052802	98052802	98052802	98052802	-
0011-BF-IFC	-	-	UPS 26-99 BFC	6 1/2	2-bolt flange*	52722518	-	52722519	-	-	-
			Magna 32-60 FN	6 1/2	2-bolt flange	-	98052802	98052802	98052802	98052802	-
0011-SF4	6 3/8	2-bolt flange-R	UPS 26-99 BFC	6 1/2	2-bolt flange	52722518	-	52722519	-	-	-
			Magna 32-60 FN	6 1/2	2-bolt flange	-	98052802	98052802	98052802	98052802	-
0011-SF4-IFC	6 1/2	2-bolt flange-R	UPS 26-99 BFC	6 1/2	2-bolt flange	52722518	-	52722519	-	-	-
			Magna 32-60 FN	6 1/2	2-bolt flange	-	98052802	98052802	98052802	98052802	-
0012-BF	8 1/2	2-bolt flange-R	UPS 43-44 BFC	8 1/2	2-bolt flange	52722520	-	52722521	-	-	-
			Magna 40-120 FN	8 1/2	3/4" to 1 1/2"	-	-	96734633	-	96734633	-
0012-BF4-IFC	8 1/2	2-bolt flange-R	UPS 43-44 BFC	8 1/2	2-bolt flange	52722520	-	52722521	-	-	-
			Magna 40-120 FN	8 1/2	3/4" to 1 1/2"	-	-	96734633	-	96734633	-
0012-BF4	8 1/2	2-bolt flange	UPS 43-44 BFC	8 1/2	2-bolt flange*	52722520	-	52722521	-	-	-
			Magna 40-120 FN	8 1/2	3/4" to 1 1/2"	-	-	96734633	-	96734633	-
0012-BF4-1	8 1/2	2" flange	UPS 43-44 BFC	8 1/2	2-bolt flange*	52722520	-	52722521	-	-	-
			Magna 40-120 FN	8 1/2	3/4" to 1 1/2"	-	-	96734633	-	96734633	-
0012-SF4	8 1/2	1 1/2" flange	UPS 43-44 BFC	8 1/2	2-bolt flange*	52722520	-	52722521	-	-	-
			Magna 40-120 FN	8 1/2	3/4" to 1 1/2"	-	-	96734633	-	96734633	-
0012-SF4-IFC	8 1/2	1 1/2" flange	UPS 43-44 BFC	8 1/2	2-bolt flange*	52722520	-	52722521	-	-	-
			Magna 40-120 FN	8 1/2	3/4" to 1 1/2"	-	-	96734633	-	96734633	-
0012-VRBF4-1	6 1/2	2" flange	-	-	-	-	-	-	-	-	-
			Magna 40-120 FN	8 1/2	3/4" to 1 1/2"	-	-	96734633	-	96734633	-
0012-VVBF4-1	6 1/2	2" flange	-	-	-	-	-	-	-	-	-
			Magna 40-120 FN	8 1/2	3/4" to 1 1/2"	-	-	96734633	-	96734633	-
0013-BF3	6 1/2	2-bolt flange	UPS 26-150 SF	8 1/2	2-bolt flange*	95906632	-	95906633	-	95906633	-
			Magna 32-100 FN	6 1/2	2-bolt flange	-	98052760	98052760	98052760	98052760	-
0013-BF-IFC	6 1/2	2-bolt flange	UPS 26-150 SF	8 1/2	2-bolt flange*	95906632	-	95906633	-	95906633	-
			Magna 32-100 FN	6 1/2	2-bolt flange	-	98052760	98052760	98052760	98052760	-
0013-SF3	6 1/2	2-bolt flange-R	UPS 26-150 SF	8 1/2	2-bolt flange	95906632	-	95906633	-	95906633	-
			Magna 32-100 FN	6 1/2	2-bolt flange	-	98052760	98052760	98052760	98052760	-
0013-SF3-IFC	6 1/2	2-bolt flange-R	UPS 26-150 SF	8 1/2	2-bolt flange	95906632	-	95906633	-	95906633	-
			Magna 32-100 FN	6 1/2	2-bolt flange	-	98052760	98052760	98052760	98052760	-
0014-BF	6 1/2	2-bolt flange-R	UPS 26-99 BFC	6 1/2	2-bolt flange	52722518	-	52722519	-	52722519	-
			Magna 32-100 FN	6 1/2	2-bolt flange	-	98052760	98052760	98052760	98052760	-
0014-BF-1	6 1/2	2-bolt flange	UPS 26-99 BFC	6 1/2	2-bolt flange*	52722518	-	52722519	-	52722519	-
			Magna 32-100 FN	6 1/2	2-bolt flange	-	98052760	98052760	98052760	98052760	-
0014-BF1-1IFC	6 1/2	2-bolt flange	UPS 26-99 BFC	6 1/2	2-bolt flange*	52722518	-	52722519	-	52722519	-
			Magna 32-100 FN	6 1/2	2-bolt flange	-	98052760	98052760	98052760	98052760	-
0014-SF1	6 1/2	2-bolt flange-R	UPS 26-99 BFC	6 1/2	2-bolt flange	52722518	-	52722519	-	52722519	-
			Magna 32-100 FN	6 1/2	2-bolt flange	-	98052760	98052760	98052760	98052760	-
0014-SF1-1IFC	6 1/2	2-bolt flange-R	UPS 26-99 BFC	6 1/2	2-bolt flange	52722518	-	52722519	-	52722519	-
			Magna 32-100 FN	6 1/2	2-bolt flange	-	98052760	98052760	98052760	98052760	-
0015-MSSF2-IFC	6 1/2	2-bolt flange	UPS 15-55 SFC	6 1/2	2-bolt flange*	59896773	-	-	-	-	-
0015-MSSF2-1IFC	6 1/2	2-bolt flange-R	UPS 15-55 SFC	6 1/2	2-bolt flange	59896773	-	-	-	-	-
1400-10B	6 3/8	2-bolt flange-R	UPS 26-99 BFC	6 1/2	2-bolt flange	52722518	-	52722519	-	52722519	-
			Magna 32-60 FN	6 1/2	2-bolt flange	-	98052802	98052802	98052802	98052802	-
1400-20B	6 3/8	2-bolt flange-R	UPS 26-150 SF	6 1/2	2-bolt flange	95906632	95906633	95906633	-	-	-
			Magna 32-100 FN	6 1/2	2-bolt flange	-	98052760	98052760	98052760	98052760	-
1400-30B	8 1/2	2-bolt flange-R	UPS 26-150 SF	6 1/2	2-bolt flange	95906632	95906633	95906633	-	-	-
			Magna 32-100 FN	6 1/2	2-bolt flange	-	98052760	98052760	98052760	98052760	-
1400-40B	8 1/2	2-bolt flange-R	UPS 43-100 SF	8 1/2	2-bolt flange	95906638	95906639	95906639	-	-	-
			Magna 32-100 FN	6 1/2	2-bolt flange	-	98052760	98052760	98052760	98052760	-

\* May not match specific competitive flange orientation.  
 Grundfos provides no guarantee as to the accuracy of competitor information listed herein.

Competitor cross-reference for TACO											
Open systems: Stainless steel and lead-free bronze pump housings											
TACO model	Port-to-port length [in.]	Flange size/ connection type	Grundfos model	Port-to-port length [in.]	Flange size/ connection type	Grundfos product number					
						1 x 115 V	1 x 208 V	1 x 230 V	3 x 208 V	3 x 230 V	3 x 460 V
1400-45B	6 3/8	2-bolt flange-R	UPS 26-150 SF	6 1/2	2-bolt flange	95906632	95906633	95906633	-	-	-
			Magna 40-120 FN	8 1/2	3/4" to 1 1/2"	-	-	96734633	-	96734633	-
1400-50B	6 3/8	2" bolt flange	UPS 40-160/2 B	11 1/2	2" 4-bolt flange*	96402787	96402788	96402787	96402788	-	-
			Magna 40-120 FN	8 1/2	3/4" to 1 1/2"	-	-	96734633	-	96734633	-
1400-50B/2	6 3/8	2" bolt flange	UPS 40-160/2 B	11 1/2	2" 4-bolt flange*	96402787	-	96402788	96402789	96402789	96402790
1400-60B	8 1/2	2-bolt flange-R	UPS 43-100 SF	8 1/2	2-bolt flange	95906638	95906639	95906639	-	-	-
1400-65B	8 1/2	2-bolt flange-R	UPS 50-60 SF	8 1/2	4-bolt flange	97523136	97523137	97523137	-	-	-
1400-70B	8 1/2	4-bolt flange	UPS 50-80/4 B	11 1/2	2" 4-bolt flange*	96404963	-	96404964	96404965	96404965	96404966
1400-70B/3	8 1/2	4-bolt flange	UPS 50-80/4 B	11 1/2	2" 4-bolt flange*	96404963	-	96404964	96404965	96404965	96404966
2400-10S	6 3/8	2-bolt flange-R	UPS 26-99 BFC	6 1/2	2-bolt flange	52722518	-	52722519	-	-	-
			Magna 32-60 FN	6 1/2	2-bolt flange	-	98052802	98052802	98052802	98052802	-
2400-20S	6 3/8	2-bolt flange-R	UPS 26-150 SF	6 1/2	2-bolt flange	95906632	95906633	95906633	-	-	-
			Magna 32-100 FN	6 1/2	2-bolt flange	-	98052760	98052760	98052760	98052760	-
2400-30S	8 1/2	2-bolt flange-R	UPS 26-150 SF	6 1/2	2-bolt flange	95906632	95906633	95906633	-	-	-
			Magna 32-100 FN	6 1/2	2-bolt flange	-	98052760	98052760	98052760	98052760	-
2400-40S	8 1/2	2-bolt flange-R	UPS 43-100 SF	8 1/2	2-bolt flange	95906638	95906639	95906639	-	-	-
			Magna 32-100 FN	6 1/2	2-bolt flange	-	98052760	98052760	98052760	98052760	-
2400-45S	6 3/8	2-bolt flange-R	UPS 26-150 SF	6 1/2	2-bolt flange	95906632	95906633	95906633	-	-	-
			Magna 40-120 FN	8 1/2	3/4" to 1 1/2"	-	-	96734633	-	96734633	-
2400-50S	6 3/8	2-bolt flange-R	UPS 40-160/2 B	11 1/2	2" 4-bolt flange*	96402787	-	96402788	96402789	96402789	96402790
			Magna 40-120 FN	8 1/2	3/4" to 1 1/2"	-	-	96734633	-	96734633	-
2400-50S/2	6 3/8	2" 2-bolt flange	UPS 40-160/2 B	11 1/2	2" 4-bolt flange*	96402787	-	96402788	96402789	96402789	96402790
2400-60S	8 1/2	2" 4-bolt flange	UPS 43-100 SF	8 1/2	2-bolt flange	95906638	95906639	95906639	-	-	-
2400-65S	8 1/2	2" 4-bolt flange	UPS 50-60 SF	8 1/2	4-bolt flange	97523136	97523137	97523137	-	-	-
2400-70S	8 1/2	2" 4-bolt flange	UPS 50-80/4 B	11 1/2	2" 4-bolt flange*	96404963	-	96404964	96404965	96404965	96404966
2400-70S/3	8 1/2	3" 4-bolt flange	UPS 50-80/4 B	11 1/2	2" 4-bolt flange*	96404963	-	96404964	96404965	96404965	96404966

\* May not match specific competitive flange orientation.

Grundfos provides no guarantee as to the accuracy of competitor information listed herein.



## Closed systems: Cast iron pump housings

Competitor cross-reference for TACO Closed systems: Cast iron pump housings											
TACO model	Port-to-port length [in.]	Flange size/ connection type	Grundfos model	Port-to-port length [in.]	Flange size/ connection type	Grundfos product number					
						1 x 115 V	1 x 208 V	1 x 230 V	3 x 208 V	3 x 230 V	3 x 460 V
00R-F6-1IFC	6 3/8	2-bolt flange-R	UPS 15-58 FC	6 1/2	2-bolt flange	59896341	-	-	-	-	-
			ALPHA 15-55 FC	6 1/2	2-bolt flange	59896877	-	-	-	-	-
00R-MSF2-IFC	6 3/8	2-bolt flange-R	-	-	-	-	-	-	-	-	
00R-MSF2-1IFC	6 3/8	2-bolt flange	-	-	-	-	-	-	-	-	
005-F2	6 3/8	2-bolt flange	UPS 15-58 FRC	6 1/2	2-bolt flange-R	59896343	-	-	-	-	-
			ALPHA 15-55 FRC	6 1/2	2-bolt flange	59896878	-	-	-	-	-
005-F2-2IFC	6 3/8	2-bolt flange	UPS 15-58 FRC	6 1/2	2-bolt flange-R	59896343	-	-	-	-	-
			ALPHA 15-55 FRC	6 1/2	2-bolt flange	59896878	-	-	-	-	-
005-F2-3IFC	6 3/8	2-bolt flange-R	UPS 15-58 FC	6 1/2	2-bolt flange	59896341	-	-	-	-	-
			UPS 15-42 F	6 1/2	2-bolt flange	-	-	59896180	-	-	-
			ALPHA 15-55 FC	6 1/2	2-bolt flange	59896877	-	-	-	-	-
005-VRF2	6 3/8	2-bolt flange	UP 15-42 FC/ MR	6 1/2	2-bolt flange*	59896804	-	-	-	-	
005-VRF2-2IFC	6 3/8	2-bolt flange	UP 15-42 FC/ MR	6 1/2	2-bolt flange*	59896804	-	-	-	-	
005-VVF2	6 3/8	2-bolt flange	UP 26-64 F/VS	6 1/2	2-bolt flange*	5272253	-	-	-	-	
005-VVF2-2IFC	6 3/8	2-bolt flange	-	-	-	-	-	-	-	-	
006-F4	6 3/8	2-bolt flange-R	UPS 15-58 FC	6 1/2	2-bolt flange	59896341	-	-	-	-	-
			ALPHA 15-55 FC	6 1/2	2-bolt flange	59896877	-	-	-	-	-
006-F7-IFC	6 3/8	2-bolt flange-R	UPS 15-58 FC	6 1/2	2-bolt flange	59896341	-	-	-	-	-
			ALPHA 15-55 FC	6 1/2	2-bolt flange	59896877	-	-	-	-	-
006-VRF4	6 3/8	2-bolt flange-R	UP 15-42 FC/ MR	6 1/2	2-bolt flange	59896804	-	-	-	-	
006-VRF7-IFC	6 3/8	2-bolt flange-R	UP 15-42 FC/ MR	6 1/2	2-bolt flange	59896804	-	-	-	-	
006-VVF4	6 3/8	2-bolt flange-R	UP 15-42 F/VS	6 1/2	2-bolt flange	59896807	-	-	-	-	
006-VVF7-IFC	6 3/8	2-bolt flange-R	-	-	-	-	-	-	-	-	
007-F5	6 3/8	2-bolt flange	UPS 15-58 FRC	6 1/2	2-bolt flange-R	59896343	-	-	-	-	-
			UP 15-42 FR	6 1/2	2-bolt flange-R	59896167	-	59896274	-	-	-
			ALPHA 15-55 FRC	6 1/2	2-bolt flange	59896878	-	-	-	-	-
007-F5-5	6 3/8	2-bolt flange-R	UPS 15-58 FC	6 1/2	2-bolt flange	59896341	-	-	-	-	-
			UP 15-42 F	6 1/2	2-bolt flange	59896155	-	59896173	-	-	-
			UPS 15-42 F	6 1/2	2-bolt flange	-	-	59896180	-	-	-
007-F5-7-IFC	6 3/8	2-bolt flange	ALPHA 15-55 FRC	6 1/2	2-bolt flange	59896878	-	-	-	-	-
			UPS 15-58 FC	6 1/2	2-bolt flange-R	59896343	-	-	-	-	-
007-F5-8-IFC	6 3/8	2-bolt flange-R	UPS 15-58 FC	6 1/2	2-bolt flange	59896341	-	-	-	-	-
			ALPHA 15-55 FC	6 1/2	2-bolt flange	59896877	-	-	-	-	-
007-F-MSSF1-IFC	-	-	-	-	-	-	-	-	-	-	
007-VRF5	6 3/8	2-bolt flange	-	-	-	-	-	-	-	-	
007-VRF5-2IFC	6 3/8	2-bolt flange	-	-	-	-	-	-	-	-	
007-VVF5	6 3/8	2-bolt flange	UP 26-64 F/VS	6 1/2	2-bolt flange*	52722553	-	-	-	-	
007-VVF5-2IFC	6 3/8	2-bolt flange	-	-	-	-	-	-	-	-	
008-F6	6 3/8	2-bolt flange	UPS 15-58 FRC	6 1/2	2-bolt flange-R	59896343	-	-	-	-	-
			UP 15-42 FR	6 1/2	2-bolt flange-R	59896167	-	59896274	-	-	-
			ALPHA 15-55 FRC	6 1/2	2-bolt flange	59896878	-	-	-	-	-

\* May not match specific competitive flange orientation.

Grundfos provides no guarantee as to the accuracy of competitor information listed herein.

Competitor cross-reference for TACO											
Closed systems: Cast iron pump housings											
TACO model	Port-to-port length [in.]	Flange size/ connection type	Grundfos model	Port-to-port length [in.]	Flange size/ connection type	Grundfos product number					
						1 x 115 V	1 x 208 V	1 x 230 V	3 x 208 V	3 x 230 V	3 x 460 V
008-F6-3	6 3/8	2-bolt flange-R	UPS 15-58 FC	6 1/2	2-bolt flange	59896341	-	-	-	-	-
			UP 15-42 F	6 1/2	2-bolt flange	59896155	-	59896173	-	-	-
			ALPHA 15-55 FC	6 1/2	2-bolt flange	59896877	-	-	-	-	-
008-F6-1IFC	6 3/8	2-bolt flange-R	UPS 15-58 FC	6 1/2	2-bolt flange	59896341	-	-	-	-	-
			UP 15-42 F	6 1/2	2-bolt flange	59896155	-	59896173	-	-	-
			ALPHA 15-55 FC	6 1/2	2-bolt flange	59896877	-	-	-	-	-
008-VRF6	6 3/8	2-bolt flange	UP 15-42 FC/ MR	6 1/2	2-bolt flange*	59896804	-	-	-	-	
008-VRF6-1IFC	6 3/8	2-bolt flange-R	UP 15-42 FC/ MR	6 1/2	2-bolt flange*	59896804	-	-	-	-	
008-VVF6	6 3/8	2-bolt flange	UP 15-42 F/V/S	6 1/2	2-bolt flange*	59896807	-	-	-	-	
008-VVF6-1IFC	6 3/8	2-bolt flange	-	-	-	-	-	-	-	-	
009-F5	6 3/8	2-bolt flange-R	UP 15-100 F	6 1/2	2-bolt flange	59896300	-	-	-	-	
			Magna 32-60 F	6 1/2	2-bolt flange	-	98071395	98071395	98071395	98071395	-
009-F5-IFC	6 3/8	2-bolt flange-R	-	-	-	-	-	-	-	-	
			Magna 32-60 F	6 1/2	2-bolt flange	-	98071395	98071395	98071395	98071395	-
009-VRF5	6 3/8	2-bolt flange-R	-	-	-	-	-	-	-	-	
			Magna 32-60 F	6 1/2	2-bolt flange	-	98071395	98071395	98071395	98071395	-
009-VRF5-IFC	6 3/8	2-bolt flange-R	-	-	-	-	-	-	-	-	
			Magna 32-60 F	6 1/2	2-bolt flange	-	98071395	98071395	98071395	98071395	-
009-VVF5	6 3/8	2-bolt flange-R	UP 26-96 F/V/S	6 1/2	2-bolt flange	52722552	-	-	-	-	
			Magna 32-60 F	6 1/2	2-bolt flange	-	98071395	98071395	98071395	98071395	-
009-VVF5-IFC	6 3/8	2-bolt flange-R	-	-	-	-	-	-	-	-	
			Magna 32-60 F	6 1/2	2-bolt flange	-	98071395	98071395	98071395	98071395	-
0010-F3	6 3/8	2-bolt flange	-	-	-	-	-	-	-	-	
			Magna 32-60 F	6 1/2	2-bolt flange	-	98071395	98071395	98071395	98071395	-
0010-F3-1IFC	6 3/8	2-bolt flange	-	-	-	-	-	-	-	-	
0010-MSF1-IFC	6 3/8	4-bolt flange	Magna 32-60 F	6 1/2	2-bolt flange	-	98071395	98071395	98071395	98071395	
0010-VRF3	6 3/8	2-bolt flange	Magna 32-60 F	6 1/2	2-bolt flange	-	98071395	98071395	98071395	98071395	
			-	-	-	-	-	-	-	-	-
0010-VRF3-1IFC	6 3/8	2-bolt flange	Magna 32-60 F	6 1/2	2-bolt flange	-	98071395	98071395	98071395	98071395	
			-	-	-	-	-	-	-	-	-
0010-VVF3	6 3/8	2-bolt flange	Magna 32-60 F	6 1/2	2-bolt flange	-	98071395	98071395	98071395	98071395	
			UP 26-64 F/V/S	6 1/2	2-bolt flange*	52722553	-	-	-	-	-
0010-VVF3-1IFC	6 3/8	2-bolt flange	Magna 32-60 F	6 1/2	2-bolt flange	-	98071395	98071395	98071395	98071395	
			-	-	-	-	-	-	-	-	-
0011-F4	6 1/2	2-bolt flange-R	Magna 32-60 F	6 1/2	2-bolt flange	-	98071395	98071395	98071395	98071395	
			UPS 26-99 FC	6 1/2	2-bolt flange	52722512	-	52722513	-	-	-
0011-F4-2IFC	6 1/2	2-bolt flange-R	Magna 32-60 F	6 1/2	2-bolt flange	-	98071395	98071395	98071395	98071395	
			UPS 26-99 FC	6 1/2	2-bolt flange	52722512	-	52722513	-	-	-
0010-VSF3	6 3/8	2-bolt flange	Magna 32-60 F	6 1/2	2-bolt flange	-	98071395	98071395	98071395	98071395	
			UP 15-42 F/V/S	6 1/2	2-bolt flange*	59896807	-	-	-	-	-
0010-VSF3-1IFC	6 3/8	2-bolt flange	Magna 32-60 F	6 1/2	2-bolt flange	-	98071395	98071395	98071395	98071395	
			UP 15-42 F/V/S	6 1/2	2-bolt flange*	59896807	-	-	-	-	-
0011-VRF4	6 1/2	2-bolt flange-R	Magna 32-60 F	6 1/2	2-bolt flange	-	98071395	98071395	98071395	98071395	
0011-VRF4-1IFC	6 1/2	2-bolt flange-R	Magna 32-60 F	6 1/2	2-bolt flange	-	98071395	98071395	98071395	98071395	
			-	-	-	-	-	-	-	-	-
0011-VVF4	6 1/2	2-bolt flange-R	Magna 32-60 F	6 1/2	2-bolt flange	-	98071395	98071395	98071395	98071395	
			UP 26-96 F/V/S	6 1/2	2-bolt flange	5272252	-	-	-	-	-
0011-VVF4-1IFC	6 1/2	2-bolt flange-R	Magna 32-60 F	6 1/2	2-bolt flange	-	98071395	98071395	98071395	98071395	
			-	-	-	-	-	-	-	-	-
0012-F4	8 1/2	2-bolt flange	Magna 32-60 F	6 1/2	2-bolt flange	-	98071395	98071395	98071395	98071395	
0012-F4-3	8 1/2	2-bolt flange	Magna 40-120 F	8 1/2	2-bolt flange	-	-	96734489	-	96734489	
			-	-	-	-	-	-	-	-	

\* May not match specific competitive flange orientation.

Grundfos provides no guarantee as to the accuracy of competitor information listed herein.

Competitor cross-reference for TACO											
Closed systems: Cast iron pump housings											
TACO model	Port-to-port length [in.]	Flange size/ connection type	Grundfos model	Port-to-port length [in.]	Flange size/ connection type	Grundfos product number					
						1 x 115 V	1 x 208 V	1 x 230 V	3 x 208 V	3 x 230 V	3 x 460 V
0012-F4-IFC	8 1/2	2-bolt flange-R	Magna 40-120 F	8 1/2	2-bolt flange	-	-	96734489	-	96734489	-
			UPS 43-44 FC	8 1/2	2-bolt flange	52722514	-	52722515	-	-	-
0012-F4-1	8 1/2	2" flange	Magna 40-120 F	8 1/2	2-bolt flange	-	-	96734489	-	96734489	-
			UPS 50-44 FC	8 1/2	2" flange	52722557	-	52722558	-	-	-
0012-VRF4	8 1/2	1 1/2" flange	Magna 40-120 F	8 1/2	2-bolt flange	-	-	96734489	-	96734489	-
			-	-	-	-	-	-	-	-	-
0012-VRF4-1	8 1/2	2" flange	Magna 40-120 F	8 1/2	2-bolt flange	-	-	96734489	-	96734489	-
			-	-	-	-	-	-	-	-	-
0012-VRF4-IFC	8 1/2	1 1/2" flange-R	Magna 40-120 F	8 1/2	2-bolt flange	-	-	96734489	-	96734489	-
			-	-	-	-	-	-	-	-	-
0012-VVF4	8 1/2	1 1/2" flange	Magna 40-120 F	8 1/2	2-bolt flange	-	-	96734489	-	96734489	-
			-	-	-	-	-	-	-	-	-
0012-VVF4-1	8 1/2	2" flange	Magna 40-120 F	8 1/2	2-bolt flange	-	-	96734489	-	96734489	-
			-	-	-	-	-	-	-	-	-
0012-VVF4-IFC	8 1/2	1 1/2" flange-R	Magna 40-120 F	8 1/2	2-bolt flange	-	-	96734489	-	96734489	-
			-	-	-	-	-	-	-	-	-
0013-F3	6 1/2	2-bolt flange-R	UP 26-116 F	6 1/2	2-bolt flange	-	-	52722377	-	-	-
			UPS 26-150 F	6 1/2	2-bolt flange	95906630	95906631	95906631	-	-	-
			Magna 32-100 F	6 1/2	2-bolt flange	-	98071396	98071396	98071396	98071396	98071396
0013-F3-1IFC	6 1/2	2-bolt flange-R	Magna 32-100 F	6 1/2	2-bolt flange	-	98071396	98071396	98071396	98071396	-
0013-VRF3	6 1/2	2-bolt flange-R	Magna 32-100 F	6 1/2	2-bolt flange	-	98071396	98071396	98071396	98071396	-
0013-VRF3-1IFC	6 1/2	2-bolt flange-R	Magna 32-100 F	6 1/2	2-bolt flange	-	98071396	98071396	98071396	98071396	-
0013-VVF3	6 1/2	2-bolt flange-R	Magna 32-100 F	6 1/2	2-bolt flange	-	98071396	98071396	98071396	98071396	-
0013-VVF3-1IFC	6 1/2	2-bolt flange-R	Magna 32-100 F	6 1/2	2-bolt flange	-	98071396	98071396	98071396	98071396	-
0014-F1	6 1/2	2-bolt flange-R	UPS 26-99 FC	6 1/2	2-bolt flange	52722512	-	52722513	-	-	-
			Magna 32-100 F	6 1/2	2-bolt flange	-	98071396	98071396	98071396	98071396	-
0014-F1-1IFC	6 1/2	2-bolt flange-R	UPS 26-99 FC	6 1/2	2-bolt flange	52722512	-	52722513	-	-	-
			Magna 32-100 F	6 1/2	2-bolt flange	-	98071396	98071396	98071396	98071396	-
0014-VRF1	6 1/2	2-bolt flange-R	Magna 32-100 F	6 1/2	2-bolt flange	-	98071396	98071396	98071396	98071396	-
0014-VRF1-1IFC	6 1/2	2-bolt flange-R	Magna 32-100 F	6 1/2	2-bolt flange	-	98071396	98071396	98071396	98071396	-
0014-VVF1	6 1/2	2-bolt flange-R	Magna 32-100 F	6 1/2	2-bolt flange	-	98071396	98071396	98071396	98071396	-
0014-VVF1-1IFC	6 1/2	2-bolt flange-R	Magna 32-100 F	6 1/2	2-bolt flange	-	98071396	98071396	98071396	98071396	-
0015-MSF2-IFC	6 1/2	2-bolt flange	UPS 15-58 FRC	6 1/2	2-bolt flange-R	59896343	-	-	-	-	-
			ALPHA 15-55 FRC	6 1/2	2-bolt flange	59896878	-	-	-	-	-
0015-MSF2-1IFC	6 1/2	2-bolt flange-R	UPS 15-58 FC	6 1/2	2-bolt flange	59896341	-	-	-	-	-
			ALPHA 15-55 FC	6 1/2	2-bolt flange	59896877	-	-	-	-	-
1400-10	6 3/8	2-bolt flange-R	UPS 26-99 FC	6 1/2	2-bolt flange	52722512	-	52722513	-	-	-
			Magna 32-60 F	6 1/2	2-bolt flange	-	98071395	98071395	98071395	98071395	-
1400-20	6 3/8	2-bolt flange-R	UPS 26-150 F	6 1/2	2-bolt flange	95906630	95906631	95906631	-	-	-
			Magna 32-100 F	6 1/2	2-bolt flange	-	98071396	98071396	98071396	98071396	-
1400-30	8 1/2	2-bolt flange-R	UPS 26-150 F	6 1/2	2-bolt flange	95906630	95906631	95906631	-	-	-
			Magna 32-100 F	6 1/2	2-bolt flange	-	98071396	98071396	98071396	98071396	-
1400-40	8 1/2	2-bolt flange-R	UPS 43-100 F	8 1/2	2-bolt flange	95906636	95906637	95906637	-	-	-
			Magna 32-100 F	6 1/2	2-bolt flange	-	98071396	98071396	98071396	98071396	-
1400-45	6 3/8	2-bolt flange-R	UPS 26-150 F	6 1/2	2-bolt flange	95906630	95906631	95906631	-	-	-
			Magna 40-120 F	8 1/2	2-bolt flange	-	-	96734489	-	96734489	-
1400-50	6 3/8	2" bolt flange	UPS 40-160/2	11 1/2	2" 4-bolt flange *	-	-	-	-	-	-
			Magna 40-120 F	8 1/2	2-bolt flange	-	-	96734489	-	96734489	-
1400-50/2	6 3/8	2" bolt flange	UPS 40-160/2	11 1/2	2" 4-bolt flange *	-	-	-	-	-	
1400-60	8 1/2	2-bolt flange-R	UPS 43-100 F	8 1/2	2-bolt flange	95906636	95906637	95906637	-	-	-
1400-65	8 1/2	2-bolt flange-R	UPS 50-60 F	8 1/2	4-bolt flange	97523134	97523135	97523135	-	-	-
1400-70	8 1/2	4-bolt flange	UPS 50-80/4	11 1/2	2" 4-bolt flange	-	-	-	-	-	-
1400-70/3	8 1/2	4-bolt flange	UPS 50-80/4	11 1/2	2" 4-bolt flange	-	-	-	-	-	-

\* May not match specific competitive flange orientation.

Grundfos provides no guarantee as to the accuracy of competitor information listed herein.

Competitor cross-reference for TACO											
Closed systems: Cast iron pump housings											
TACO model	Port-to-port length [in.]	Flange size/ connection type	Grundfos model	Port-to-port length [in.]	Flange size/ connection type	Grundfos product number					
						1 x 115 V	1 x 208 V	1 x 230 V	3 x 208 V	3 x 230 V	3 x 460 V
2400-10	6 3/8	2-bolt flange-R	UPS 26-99 FC	6 1/2	2-bolt flange	52722512	-	52722513	-	-	-
			Magna 32-60 F	6 1/2	2-bolt flange	-	98071395	98071395	98071395	98071395	-
2400-20	6 3/8	2-bolt flange-R	UPS 26-150 F	6 1/2	2-bolt flange	95906630	95906631	95906631	-	-	-
			Magna 32-100 F	6 1/2	2-bolt flange	-	98071396	98071396	98071396	98071396	-
2400-30	8 1/2	2-bolt flange-R	UPS 26-150 F	6 1/2	2-bolt flange	95906630	95906631	95906631	-	-	-
			Magna 32-100 F	6 1/2	2-bolt flange	-	98071396	98071396	98071396	98071396	-
2400-40	8 1/2	2-bolt flange-R	UPS 43-100 F	8 1/2	2-bolt flange	95906636	95906637	95906637	-	-	-
			Magna 32-100 F	6 1/2	2-bolt flange	-	98071396	98071396	98071396	98071396	-
2400-45	6 3/8	2-bolt flange-R	UPS 26-150 F	6 1/2	2-bolt flange	95906630	95906631	95906631	-	-	-
			Magna 40-120 F	8 1/2	2-bolt flange	-	-	96734489	-	96734489	-
2400-50	6 3/8	2-bolt flange-R	UPS 40-160/2	11 1/2	2" 4-bolt flange *	-	-	-	-	-	-
			Magna 40-120 F	8 1/2	2-bolt flange	-	-	96734489	-	96734489	-
2400-50/2	6 3/8	2" 2-bolt flange	UPS 40-160/2	11 1/2	2" 4-bolt flange *	-	-	-	-	-	
2400-60	8 1/2	2" 4-bolt flange	UPS 43-100 F	8 1/2	2-bolt flange	95906636	95906637	95906637	-	-	-
2400-65	8 1/2	2" 4-bolt flange	UPS 50-60 F	8 1/2	4-bolt flange	97523134	97523135	97523135	-	-	-
2400-70	8 1/2	2" 4-bolt flange	UPS 50-80/4	11 1/2	2" 4-bolt flange *	-	-	-	-	-	-
2400-70/3	8 1/2	3" 4-bolt flange	UPS 50-80/4	11 1/2	2" 4-bolt flange *	-	-	-	-	-	-

\* May not match specific competitive flange orientation.

Grundfos provides no guarantee as to the accuracy of competitor information listed herein.

## Reference for replacing Bell &amp; Gossett models

## Open systems: Stainless steel and lead-free bronze pump housings

Competitor cross-reference for Bell & Gossett											
Open systems: Stainless steel and lead-free bronze pump housings											
Bell & Gossett model	Port-to-port length [in.]	Flange size/ connection type	Grundfos model	Port-to-port length [in.]	Flange size/ connection type	Grundfos product number					
						1 x 115 V	1 x 208 V	1 x 230 V	3 x 208 V	3 x 230 V	3 x 460 V
NBF-8S/LW	5	1/2" sweat	UP 15-10 B5	5	1/2" sweat	59896213	-	-	-	-	-
NBF-8S/P	5	1/2" sweat	UP 15-10 B5/LC	5	1/2" sweat	59896214	-	-	-	-	-
NBF-8S/TP	5	1/2" sweat	UP 15-10 B5/TLC	5	1/2" sweat	59896215	-	-	-	-	-
NBF-9U/LW	6 3/8	Union	UPS 15-29 SU	5 7/8	1 1/4" U	59896775	-	59896784	-	-	-
NBF-9U/P	6 3/8	Union	UPS 15-29 SUC/LC	5 7/8	1 1/4" U	59896776	-	-	-	-	-
NBF-9U/TP	6 3/8	Union	UPS 15-29 SUC/TLC	5 7/8	1 1/4" U	59896777	-	-	-	-	-
NBF-10S/LW	5	1/2" sweat	UP 15-18 B5	5	1/2" sweat	59896114	-	59896118	-	-	-
NBF-10S/P	5	1/2" sweat	UP 15-18 B5/LC	5	1/2" sweat	59896211	-	-	-	-	-
NBF-10S/TP	5	1/2" sweat	UP 15-18 B5/TLC	5	1/2" sweat	59896212	-	-	-	-	-
NBF-12U/LW	6 3/8	Union	UPS 15-35 SUC	5 7/8	1 1/4" U	59896778	-	-	-	-	-
NBF-12F/LW	6 3/8	2-bolt flange	UPS 15-35 SFC	6 1/2	2-bolt flange	59896772	-	-	-	-	-
			ALPHA 15-55 SFC	6 1/2	2-bolt flange	59896879	-	-	-	-	-
NBF-18S	5	1/2" sweat	UP 15-42 B5	5	1/2" sweat	59896145	-	59896142	-	-	-
NBF-22U	6 3/8	Union	UPS 15-55 SUC	5 7/8	1 1/4" U	-	-	59896786	-	-	-
NBF-22	6 3/8	2-bolt flange	UPS 15-55 SFC	6 1/2	2-bolt flange	59896773	-	-	-	-	-
			ALPHA 15-55 SFC	6 1/2	2-bolt flange	59896879	-	-	-	-	-
NBF-25	6 3/8	2-bolt flange	UPS 15-55 SFC	6 1/2	2-bolt flange	59896773	-	-	-	-	-
			ALPHA 15-55 SFC	6 1/2	2-bolt flange	59896879	-	-	-	-	-
NBF-33	6 3/8	2-bolt flange	UPS 43-44 BFC	8 1/2	2-bolt flange	52722520	-	52722521	-	-	-
			Magna 32-60 FN	6 1/2	2-bolt flange	-	98052802	98052802	98052802	98052802	-
NBF-36	6 3/8	2-bolt flange	UPS 26-150 SF	6 1/2	2-bolt flange	95906632	95906633	95906633	-	-	-
			Magna 32-100 FN	6 1/2	2-bolt flange	-	98052760	98052760	98052760	98052760	-
NBF-45	8 1/2	2-bolt flange	UP 43-75 BF	8 1/2	2-bolt flange	52722370	52722369	-	-	-	-
			Magna 32-100 FN	6 1/2	2-bolt flange	-	98052760	98052760	98052760	98052760	-
SSF-9U/LW	6 3/8	Union	UPS 15-29 SU	5 7/8	1 1/4" U	59896775	-	59896784	-	-	
SSF-9U/P	6 3/8	Union	UPS 15-29 SUC/LC	5 7/8	1 1/4" U	59896776	-	-	-	-	
SSF-9U/TP	6 3/8	Union	UPS 15-29 SUC/TLC	5 7/8	1 1/4" U	59896777	-	-	-	-	
SSF-12F/LW	6 3/8	2-bolt flange	UPS 15-35 SFC	6 1/2	2-bolt flange	59896772	-	-	-	-	-
			ALPHA 15-55 SFC	6 1/2	2-bolt flange	59896879	-	-	-	-	-
SSF-12U/LW	6 3/8	Union	UPS 15-35 SUC	6 1/2	1 1/4" U	59896778	-	-	-	-	
SSF-22	6 3/8	2-bolt flange	UPS 15-55 SFC	6 1/2	2-bolt flange	59896773	-	-	-	-	-
			ALPHA 15-55 SFC	6 1/2	2-bolt flange	59896879	-	-	-	-	-
SSF-22U	6 3/8	Union	UPS 15-55 SUC	5 7/8	1 1/4" U	-	-	59896786	-	-	
LR-15B	6 3/8	2-bolt flange	UPS 15-55 SFC	6 1/2	2-bolt flange	59896773	-	-	-	-	-
			ALPHA 15-55 SFC	6 1/2	2-bolt flange	59896879	-	-	-	-	-
LR-15BWR	6 3/8	2-bolt flange	UPS 26-99 BFC	8 1/2	2-bolt flange	52722518	-	52722519	-	-	-
			Magna 32-60 FN	6 1/2	2-bolt flange	-	98052802	98052802	98052802	98052802	-
Series 100 B	6 3/8	2-bolt flange	UPS 43-44 BFC	8 1/2	2-bolt flange	52722520	-	52722521	-	-	-
			Magna 32-60 FN	6 1/2	2-bolt flange	-	98052802	98052802	98052802	98052802	-
Series HV B	8 1/2	2-bolt flange-R	UPS 43-44 BFC	8 1/2	2-bolt flange	52722520	-	52722521	-	-	-
			Magna 32-60 FN	6 1/2	2-bolt flange	-	98052802	98052802	98052802	98052802	-
Series PR B	8 1/2	2-bolt flange-R	UPS 15-55 SFC	6 1/2	2-bolt flange	59896773	-	-	-	-	-
			Magna 32-60 FN	6 1/2	2-bolt flange	-	98052802	98052802	98052802	98052802	-
2" AB	8 1/2	2" flange-R	UPS 50-60 SF	8 1/2	4-bolt flange	97523136	97523137	97523137	-	-	-
			Magna 40-120 FN	8 1/2	3/4" to 1 1/2"	-	-	96734633	-	96734633	-
PL-30B	8 5/8	2-bolt flange	UPS 26-99 BFC	6 1/2	2-bolt flange	52722518	-	-	-	-	-
			Magna 32-60 FN	6 1/2	2-bolt flange	-	98052760	98052760	98052760	98052760	-
PL-36B	8 5/8	2-bolt flange	UPS 26-150 SF	6 1/2	2-bolt flange	95906632	95906633	95906633	-	-	-
			Magna 32-100 FN	6 1/2	2-bolt flange	-	98052760	98052760	98052760	98052760	-
PL-45B	9 3/8	2-bolt flange	UPS 43-100 SF	8 1/2	2-bolt flange	95906638	95906639	95906639	-	-	-
			Magna 32-100 FN	6 1/2	2-bolt flange	-	98052760	98052760	98052760	98052760	-
PL-50B	9 3/8	2-bolt flange	UPS 43-100 SF	8 1/2	2-bolt flange	95906638	95906639	95906639	-	-	-
			Magna 32-100 FN	6 1/2	2-bolt flange	-	98052760	98052760	98052760	98052760	-
PL-55B	9 9/16	2-bolt flange	UPS 26-150 SF	6 1/2	2-bolt flange	95906632	95906633	95906633	-	-	-
			Magna 40-120 FN	8 1/2	2-bolt flange	-	-	96734633	-	96734633	-

\* May not match specific competitive flange orientation.

Grundfos provides no guarantee as to the accuracy of competitor information listed herein.

Competitor cross-reference for Bell & Gossett											
Open systems: Stainless steel and lead-free bronze pump housings											
Bell & Gossett model	Port-to-port length [in.]	Flange size/ connection type	Grundfos model	Port-to-port length [in.]	Flange size/ connection type	Grundfos product number					
						1 x 115 V	1 x 208 V	1 x 230 V	3 x 208 V	3 x 230 V	3 x 460 V
PL-75B	9 15/16	2"	UPS 50-60 SF	8 1/2	4-bolt flange	97523136	97523137	97523137	-	-	-
			Magna 40-120 FN	8 1/2	2-bolt flange	-	-	96734633	-	96734633	-

\* May not match specific competitive flange orientation.

Grundfos provides no guarantee as to the accuracy of competitor information listed herein.

## Closed systems: Cast iron pump housings

Competitor cross-reference for Bell & Gossett Closed systems: Cast iron pump housings											
Bell & Gossett model	Port-to-port length [in.]	Flange size/ connection type	Grundfos model	Port-to-port length [in.]	Flange size/ connection type	Grundfos product number					
						1 x 115 V	1 x 208 V	1 x 230 V	3 x 208 V	3 x 230 V	3 x 460 V
NRF-9F/LW	6 3/8	2-bolt flange-R	UP 15-42 FR	6 1/2	2-bolt flange-R	59896167	-	59896274	-	-	-
			UPS 15-58 FRC	6 1/2	2-bolt flange-R	59896343	-	-	-	-	-
			ALPHA 15-55 FR	6 1/2	2-bolt flange-R	59896878	-	-	-	-	-
NRF-22	6 3/8	2-bolt flange-R	UP 15-42 FR	6 1/2	2-bolt flange-R	59896167	-	59896274	-	-	-
			UPS 15-58 FRC	6 1/2	2-bolt flange-R	59896343	-	-	-	-	-
			ALPHA 15-55 FR	6 1/2	2-bolt flange-R	59896878	-	-	-	-	-
NRF-25	6 3/8	2-bolt flange	UPS15-58 FC	6 1/2	2-bolt flange	59896341	-	-	-	-	-
			ALPHA 15-55 FC	6 1/2	2-bolt flange	59896877	-	-	-	-	-
NRF-33	6 3/8	2-bolt flange	UPS 43-44 FC	8 1/2	2-bolt flange	52722514	-	52722515	-	-	-
			Magna 32-60 F	6 1/2	2-bolt flange	-	98071395	98071395	98071395	98071395	-
NRF-36	6 3/8	2-bolt flange	UPS 26-150 F	6 1/2	2-bolt flange	95906630	95906631	95906631	-	-	-
			UPS 43-100 F	8 1/2	2-bolt flange	95906636	95906637	95906637	-	-	-
			Magna 32-100 F	6 1/2	2-bolt flange	-	98071396	98071396	98071396	98071396	-
NRF-45	8 1/2	2-bolt flange	UP 43-75 FC	8 1/2	2-bolt flange	52722373	-	52722372	-	-	-
			UPS 43-100 F	8 1/2	2-bolt flange	95906636	95906637	95906637	-	-	-
			Magna 32-100 F	6 1/2	2-bolt flange	-	98071396	98071396	98071396	98071396	-
LR-20WR	6 3/8	2-bolt flange	UPS 43-44 FC	8 1/2	2-bolt flange	52722514	-	52722515	-	-	-
			Magna 32-60 F	6 1/2	2-bolt flange	-	98071395	98071395	98071395	98071395	-
Series 100	6 3/8	2-bolt flange	UPS 43-44 FC	8 1/2	2-bolt flange	52722514	-	52722515	-	-	-
			Magna 32-60 F	6 1/2	2-bolt flange	-	98071395	98071395	98071395	98071395	-
Series HV	8 1/2	2-bolt flange-R	UPS 43-44 FC	8 1/2	2-bolt flange	52722514	-	52722515	-	-	-
			Magna 32-60 F	6 1/2	2-bolt flange	-	98071395	98071395	98071395	98071395	-
Series PR	8 1/2	2-bolt flange	UPS 26-99 FC	6 1/2	2-bolt flange	52722512	-	52722513	-	-	-
			Magna 32-60 F	6 1/2	2-bolt flange	-	98071395	98071395	98071395	98071395	-
2"	8 1/2	2" flange-R	UPS 50-44 FC	8 1/2	2" flange	52722557	-	52722558	-	-	-
			Magna 40-120 F	8 1/2	2-bolt flange	-	-	96734489	-	96734489	-
PL-30	8 5/8	2-bolt flange	UPS 26-99 FC	6 1/2	2-bolt flange	52722512	-	52722513	-	-	-
			Magna 32-60 F	6 1/2	2-bolt flange	-	98071395	98071395	98071395	98071395	-
PL-36	8 5/8	2-bolt flange	UPS 26-150 F	6 1/2	2-bolt flange	95906630	95906631	95906631	-	-	-
			Magna 32-100 F	6 1/2	2-bolt flange	-	98071396	98071396	98071396	98071396	-
PL-45	9 1/8	2-bolt flange	UPS 43-100 F	8 1/2	2-bolt flange	95906636	95906637	95906637	-	-	-
			Magna 32-100 F	6 1/2	2-bolt flange	-	98071396	98071396	98071396	98071396	-
PL-50	9 1/8	2-bolt flange	UPS 43-100 F	8 1/2	2-bolt flange	95906636	95906637	95906637	-	-	-
			Magna 32-100 F	6 1/2	2-bolt flange	-	98071396	98071396	98071396	98071396	-
PL-55	9 9/16	2-bolt flange	UPS 26-150 F	6 1/2	2-bolt flange	95906630	95906631	95906631	-	-	-
			Magna 40-120 F	8 1/2	2-bolt flange	-	-	96734489	-	96734489	-
PL-75	9 15/16	2"	UPS 50-60 F	8 1/2	4-bolt flange	97523134	97523135	97523135	-	-	-
			Magna 40-120 F	8 1/2	2-bolt flange	-	-	96734489	-	96734489	-

\* May not match specific competitive flange orientation.

Grundfos provides no guarantee as to the accuracy of competitor information listed herein.

## Reference for replacing Laing models

### Open systems: Stainless steel and lead-free bronze pump housings

Competitor cross-reference for Laing											
Open systems: Stainless steel and lead-free bronze pump housings											
Laing model	Port-to-port length [in.]	Flange size/ connection type	Grundfos model	Port-to-port length [in.]	Flange size/ connection type	Grundfos product number					
						1 x 115 V	1 x 208 V	1 x 230 V	3 x 208 V	3 x 230 V	3 x 460 V
SM-303-BS	2 9/16	1/2" sweat	UP10-16 PM B5/LC	3 1/8	1/2" sweat	98420206	-	-	-	-	-
SM-303-BSR	2 9/16	1/2" sweat	UP 10-16 A PM B5/LC	3 1/8	1/2" sweat	98420222	-	-	-	-	-
SM-303-BSW	2 9/16	1/2" sweat	UP 10-16 PM B5/LC	3 1/8	1/2" sweat	98420206	-	-	-	-	-
SM-303-BSRW	2 9/16	1/2" sweat	UP 10-16 A PM B5/LC	3 1/8	1/2" sweat	98420222	-	-	-	-	-
SM-303-BT	2 9/16	1/2" FNPT	UP 10-16 PM BN5/LC	3 1/8	1/2" FNPT	98420210	-	-	-	-	-
SM-303-BTR	2 9/16	1/2" FNPT	UP 10-16 A PM BN5/LC	3 1/8	1/2" FNPT	98420223	-	-	-	-	-
SM-303-BTW	2 9/16	1/2" FNPT	UP 10-16 PM BN5/LC	3 1/8	1/2" FNPT	98420210	-	-	-	-	-
SM-303-BTRW	2 9/16	1/2" FNPT	UP 10-16 A PM BN5/LC	3 1/8	1/2" FNPT	98420223	-	-	-	-	-
SMT-303-BS	2 9/16	1/2" sweat	UP 10-16 A PM B5/LC	3 1/8	1/2" sweat	98420222	-	-	-	-	-
SMT-303-BSR	2 9/16	1/2" sweat	UP 10-16 A PM B5/LC	3 1/8	1/2" sweat	98420222	-	-	-	-	-
SMT-303-BSW	2 9/16	1/2" sweat	UP 10-16 A PM B5/LC	3 1/8	1/2" sweat	98420222	-	-	-	-	-
SMT-303-BSRW	2 9/16	1/2" sweat	UP 10-16 A PM B5/LC	3 1/8	1/2" sweat	98420222	-	-	-	-	-
SMT-303-BT	2 9/16	1/2" FNPT	UP 10-16 A PM BN5/LC	3 1/8	1/2" FNPT	98420223	-	-	-	-	-
SMT-303-BTR	2 9/16	1/2" FNPT	UP 10-16 A PM BN5/LC	3 1/8	1/2" FNPT	98420223	-	-	-	-	-
SMT-303-BTW	2 9/16	1/2" FNPT	UP 10-16 A PM BN5/LC	3 1/8	1/2" FNPT	98420223	-	-	-	-	-
SMT-303-BTRW	2 9/16	1/2" FNPT	UP 10-16 A PM BN5/LC	3 1/8	1/2" FNPT		-	98420223	-	-	-
SM-909-BS-14	6	1/2" sweat	UP 15-18 B5	5	1/2" sweat	59896114	-	59896118	-	-	-
SM-909-BSW-14	6	1/2" sweat	UP 15-18 B5/LC	5	1/2" sweat	59896211	-	-	-	-	-
SM-909-BSC-14	6	1/2" sweat	UP 15-18 B5*	5	1/2" sweat	59896114	-	-	-	-	-
SM-909-BSCW-14	6	1/2" sweat	UP 15-18 B5/LC*	5	1/2" sweat	59896211	-	-	-	-	-
SMT-909-BS-14	6	1/2" sweat	UP 15-18 B5**	5	1/2" sweat	59896114	-	-	-	-	-
SMT-909-BSW-14	6	1/2" sweat	UP 15-18 B5/TLC	5	1/2" sweat	59896212	-	-	-	-	-
SMT-909-BSC-14	6	1/2" sweat	UP 15-18 B5/TLC*	5	1/2" sweat	59896212	-	-	-	-	-
SMT-909-BSCW-14	6	1/2" sweat	UP 15-18 B5/TLC*	5	1/2" sweat	59896212	-	-	-	-	-
SM-909-BS-14	6	3/4" sweat	UP 15-18 B7	5	3/4" sweat	59896121	-	59896119	-	-	-
SM-909-BSW-14	6	3/4" sweat	UP 15-18 B7/LC	5	3/4" sweat	59896229	-	-	-	-	-
SM-909-BSC-14	6	3/4" sweat	UP 15-18 B7*	5	3/4" sweat	59896121	-	-	-	-	-
SM-909-BSCW-14	6	3/4" sweat	UP 15-18 B7/LC*	5	3/4" sweat	59896229	-	-	-	-	-
SM-909-BS-18	6	3/4" sweat	-	-	-	-	-	-	-	-	-
SM-909-BSW-18	6	3/4" sweat	ALPHA 15-55 SF/LC	6 1/2	2-bolt flange	59896834	-	-	-	-	-
SMT-909-BS-14	6	3/4" sweat	UP 15-18 B7**	5	3/4" sweat	59896121	-	-	-	-	-
SMT-909-BSW-14	6	3/4" sweat	UP 15-18 B7/TLC	5	3/4" sweat	59896230	-	-	-	-	-
SMT-909-BSC-14	6	3/4" sweat	UP 15-18 B7/TLC*	5	3/4" sweat	59896230	-	-	-	-	-
SMT-909-BSCW-14	6	3/4" sweat	UP 15-18 B7/TLC*	5	3/4" sweat	59896230	-	-	-	-	-
SM-909-BF-14	6 1/2	2-bolt flange	UP 15-42 BUC5	6 1/2	2-bolt flange	59896150	-	-	-	-	-
SM-909-BFW-14	6 1/2	2-bolt flange	ALPHA 15-55 SF/LC	6 1/2	2-bolt flange	59896834	-	-	-	-	-
SM-909-BF-18	6 1/2	2-bolt flange	UPS 15-55 SFC	6 1/2	2-bolt flange	59896773	-	-	-	-	-
			ALPHA 15-55 SF	6 1/2	2-bolt flange	59896879	-	-	-	-	-
SM-909-BFW-18	6 1/2	2-bolt flange	ALPHA 15-55 SF/LC	6 1/2	2-bolt flange	59896834	-	-	-	-	-
SMT-909-BF-14	6 1/2	2-bolt flange	UP 15-42 BUC5**	6 1/2	2-bolt flange	59896150	-	-	-	-	-

\* May not match specific competitive flange orientation.

Grundfos provides no guarantee as to the accuracy of competitor information listed herein.



Competitor cross-reference for Laing											
Open systems: Stainless steel and lead-free bronze pump housings											
Laing model	Port-to-port length [in.]	Flange size/ connection type	Grundfos model	Port-to-port length [in.]	Flange size/ connection type	Grundfos product number					
						1 x 115 V	1 x 208 V	1 x 230 V	3 x 208 V	3 x 230 V	3 x 460 V
SMT-909-BFW-14	6 1/2	2-bolt flange	ALPHA 15-55 SF/LC	6 1/2	2-bolt flange	59896834	-	-	-	-	-
SMT-909-BF-18	6 1/2	2-bolt flange	UPS 15-55 SFC	6 1/2	2-bolt flange	59896773	-	-	-	-	-
E1-BCANCT1W-06	4 1/2	W/supply 1/2" MNPT, F/	Comfort System	6 1/2	2-bolt flange	595916	-	-	-	-	-
E1-BCANRT1W-06/T	4 1/2	supply 3/8" MNPT	Comfort System	6 1/2	2-bolt flange	595916	-	-	-	-	-
E1-BCSVNN1-06	2 1/2	1/2" sweat	UP10-16 PM B5/LC	3 1/8	1/2" sweat	98420206	-	-	-	-	-
E1-BCSVNN1W-06	2 1/2	1/2" sweat	UP10-16 PM B5/LC	3 1/8	1/2" sweat	98420222	-	-	-	-	-
E1-BCSNRN1W-06	2 1/2	1/2" sweat	UP 10-16 A PM B5/LC	3 1/8	1/2" sweat	98420222	-	-	-	-	-
E1-BCSNRN1W-06	2 1/2	1/2" sweat	UP 10-16 A PM B5/LC	3 1/8	1/2" sweat	98420222	-	-	-	-	-
E1-BCTVNN1-06	2 1/2	1/2" FPT	UP 10-16 PM BN5/LC	3 1/8	1/2" FNPT	98420210	-	-	-	-	-
E1-BCTVNN1W-06	2 1/2	1/2" FPT	UP 10-16 PM BN5/LC	3 1/8	1/2" FNPT	98420210	-	-	-	-	-
E1-BCTNRN1W-06	2 1/2	1/2" FPT	UP 10-16 A PM BN5/LC	3 1/8	1/2" FNPT	98420223	-	-	-	-	-
E1-BCTNRN1W-06	2 1/2	1/2" FPT	UP 10-16 A PM BN5/LC	3 1/8	1/2" FNPT	98420223	-	-	-	-	-
E3-BCTVNN1W-11	2 1/2	1/2" FPT	-	-	-	-	-	-	-	-	-
E3-BCUVNN1W-11	5 1/2	Union	UPS 15-35 SUC/TLC	6 1/2	GU 125	59896780	-	-	-	-	-
E3-BCSVNN1W-11	2 1/2	1/2" sweat	-	-	-	-	-	-	-	-	-
E10-BCANCT1W-23	4 1/2	W/supply 1/2" MNPT, F/ supply 3/8" MNPT	-	-	-	-	-	-	-	-	-
E10-BCFVNN1W-24	6 1/2	2-bolt flange	-	-	-	-	-	-	-	-	-
E10-BCSVNN1W-19	6	1/2" sweat	-	-	-	-	-	-	-	-	-
E10-BCSVNN1W-22	6	3/4" sweat	-	-	-	-	-	-	-	-	-
E10-BCUVNN1W-19	6	Union	-	-	-	-	-	-	-	-	-

\* May not match specific competitive flange orientation.

Grundfos provides no guarantee as to the accuracy of competitor information listed herein.

Purchase thermostatic controls

595443 Aquastat kit, 1/2" clip on 85 °F - 105 °F  
 595444 Aquastat kit, 3/4" clip on 85 °F - 105 °F  
 595656 Aquastat kit, 1/2" clip on 105 °F - 115 °F  
 595657 Aquastat kit, 3/4" clip on 105 °F - 115 °F

\*\* Purchase timer control

599388 24-hour programmable clock/timer

## Reference for replacing Armstrong models

## Open systems: Stainless steel and lead-free bronze pump housings

Competitor cross-reference for Armstrong Open systems: Stainless steel and lead-free bronze pump housings											
Armstrong model	Port-to-port length [in.]	Flange size/ connection type	Grundfos model	Port-to-port length [in.]	Flange size/ connection type	Grundfos product number					
						1 x 115 V	1 x 208 V	1 x 230 V	3 x 208 V	3 x 230 V	3 x 460 V
Astro 20B050S	5	1/2" sweat	UP 15-10 B5	5	1/2" sweat	59896213	-	-	-	-	-
Astro 20B050S-LC	5	1/2" sweat	UP 15-10 B5/LC	5	1/2" sweat	59896214	-	-	-	-	-
Astro 20B050S-T	5	1/2" sweat	UP 15-10 B5/TLC	5	1/2" sweat	59896215	-	-	-	-	-
Astro 20B050S-TA	5	1/2" sweat	-	-	-	-	-	-	-	-	-
Astro 20B075S	5	3/4" sweat	UP 15-10 B7	6 3/8	3/4" sweat	59896226	-	-	-	-	-
Astro 20B075S-LC	5	3/4" sweat	UP 15-10 B7/LC	6 3/8	3/4" sweat	59896209	-	-	-	-	-
Astro 20B075S-T	5	3/4" sweat	UP 15-10 B7/TLC	6 3/8	3/4" sweat	59896210	-	-	-	-	-
Astro 20B075S-TA	5	3/4" sweat	-	-	-	-	-	-	-	-	-
Astro 20BF-LC	6 3/8	2-bolt flange	-	-	-	-	-	-	-	-	-
Astro 20BF-T	6 3/8	2-bolt flange	-	-	-	-	-	-	-	-	-
Astro 20BF-TA	6 3/8	2-bolt flange	-	-	-	-	-	-	-	-	-
Astro 20BU	5	1 1/4" union	UP 15-29 SU	5 7/8	1 1/4" union	59896775	-	59896784	-	-	-
Astro 20BU-T	5	1 1/4" union	UP 15-29 SU/TLC	5 7/8	1 1/4" union	59896777	-	-	-	-	-
Astro 20BU-TA	5	1 1/4" union	-	-	-	-	-	-	-	-	-
Astro 225BS	5	1/2" sweat	UPS 15-35 SFC	6 1/2	2-bolt flange*	59896772	-	-	-	-	-
Astro 225BS	5	3/4" sweat	UPS 15-35 SFC	6 1/2	2-bolt flange*	59896772	-	-	-	-	-
Astro 220SSU	6	1 1/4" union	UPS 15-35 SUC	5 7/8	1 1/4" union	59896778	-	-	-	-	-
Astro 225SSU	6	1 1/4" union	UPS 15-35 SUC	5 7/8	1 1/4" union	59896778	-	-	-	-	-
Astro 230SSU	6 3/8	1 1/4" union	UPS 15-55 SUC	6 1/2	2-bolt flange	-	-	59896786	-	-	-
Astro 250SSU	6 3/8	1 1/4" union	-	-	-	-	-	-	-	-	-
Astro 25B050S	5	1/2" sweat	UP 15-18 B5	5	1/2" sweat	59896114	-	59896118	-	-	-
Astro 25B050S-LC	5	1/2" sweat	UP 15-18 B5/LC	5	1/2" sweat	59896211	-	-	-	-	-
Astro 25B050S-T	5	1/2" sweat	UP 15-18 B5/TLC	5	1/2" sweat	59896212	-	-	-	-	-
Astro 25B050S-TA	5	1/2" sweat	-	-	-	-	-	-	-	-	-
Astro 25B075S	5	3/4" sweat	UP 15-18 B7	6 3/8	3/4" sweat	59896121	-	59896119	-	-	-
Astro 25B075S-LC	5	3/4" sweat	UP 15-18 B7/LC	6 3/8	3/4" sweat	59896229	-	-	-	-	-
Astro 25B075S-T	5	3/4" sweat	UP 15-18 B7/TLC	6 3/8	3/4" sweat	59896230	-	-	-	-	-
Astro 25B075S-TA	5	3/4" sweat	-	-	-	-	-	-	-	-	-
Astro 25BU	6	1 1/4" union	UPS 15-29 SU	5 7/8	1 1/4" union	59896775	-	59896784	-	-	-
Astro 25BU-LC	6	1 1/4" union	UPS 15-29 SU/LC	5 7/8	1 1/4" union	59896776	-	-	-	-	-
Astro 25BU-T	6	1 1/4" union	UPS 15-29 SUC/TLC	5 7/8	1 1/4" union	59896777	-	-	-	-	-
Astro 25BU-TA	6	1 1/4" union	-	-	-	-	-	-	-	-	-
Astro 30B	6 3/8	2-bolt flange-R	UPS 15-55 SFC	6 1/2	2-bolt flange*	59896773	-	-	-	-	-
Astro 30B-LC	6 3/8	2-bolt flange-R	ALPHA 15-55 SF/LC	6 1/2	2-bolt flange*	59896834	-	-	-	-	-
Astro 30B-T	6 3/8	2-bolt flange-R	-	-	-	-	-	-	-	-	-
Astro 30B-TA	6 3/8	2-bolt flange-R	-	-	-	-	-	-	-	-	-
Astro 30B-3	6 3/8	2-bolt flange-R	UPS 15-55 SFC	6 1/2	2-bolt flange*	59896773	-	-	-	-	-
Astro 30B-3	6 3/8	2-bolt flange-R	ALPHA 15-55 SF	6 1/2	2-bolt flange*	59896879	-	-	-	-	-
Astro 50B	6 3/8	2-bolt flange-R	UPS 26-99 BFC	6 1/2	2-bolt flange*	52722518	-	52722519	-	-	-
Astro 50B	6 3/8	2-bolt flange-R	Magna 32-100 FN	6 1/2	2-bolt flange	-	98052760	98052760	98052760	98052760	-

\* May not match specific competitive flange orientation.

Grundfos provides no guarantee as to the accuracy of competitor information listed herein.

Competitor cross-reference for Armstrong Open systems: Stainless steel and lead-free bronze pump housings											
Armstrong model	Port-to-port length [in.]	Flange size/ connection type	Grundfos model	Port-to-port length [in.]	Flange size/ connection type	Grundfos product number					
						1 x 115 V	1 x 208 V	1 x 230 V	3 x 208 V	3 x 230 V	3 x 460 V
Astro 50B-LC	6 3/8	2-bolt flange-R	-	-	-	-	-	-	-	-	-
Astro 50B-T	6 3/8	2-bolt flange-R	-	-	-	-	-	-	-	-	-
Astro 50B-TA	6 3/8	2-bolt flange-R	-	-	-	-	-	-	-	-	-
Astro 50B-3	6 3/8	2-bolt flange-R	UPS 26-99 BFC	6 1/2	2-bolt flange*	52722518	-	52722519	-	-	-
			Magna 32-100 FN	6 1/2	2-bolt flange	-	98052760	98052760	98052760	98052760	-
Astro 70B	6 3/8	2-bolt flange	-	-	-	-	-	-	-	-	-
Astro 70B-LC	6 3/8	2-bolt flange	-	-	-	-	-	-	-	-	-
Astro 70B-T	6 3/8	2-bolt flange	-	-	-	-	-	-	-	-	-
Astro 70B-TA	6 3/8	2-bolt flange	-	-	-	-	-	-	-	-	-
S25B	6 1/2	Flange	UPS 43-44 BFC	8 1/2	2-bolt flange	52722520	-	52722521	-	-	-
			Magna 32-100 FN	6 1/2	2-bolt flange	-	98052760	98052760	98052760	98052760	-
S35B	8 1/2	2" NPT	UPS 43-44 BFC	8 1/2	2-bolt flange*	52722520	-	52722521	-	-	-
H32B	8 1/2	Flange	UPS 43-44 BFC	8 1/2	2-bolt flange	52722520	-	52722521	-	-	-
			Magna 32-100 FN	6 1/2	2-bolt flange	-	98052760	98052760	98052760	98052760	-

\* May not match specific competitive flange orientation.

Grundfos provides no guarantee as to the accuracy of competitor information listed herein.

## Closed systems: Cast iron pump housings

Competitor cross-reference for Armstrong Closed systems: Cast iron pump housings											
Armstrong model	Port-to-port length [in.]	Flange size/ connection type	Grundfos model	Port-to-port length [in.]	Flange size/ connection type	Grundfos product number					
						1 x 115 V	1 x 208 V	1 x 230 V	3 x 208 V	3 x 230 V	3 x 460 V
Astro 230CI	6 3/8	2-bolt flange	UPS 15-58 FC	6 1/2	2-bolt flange	59896341	-	-	-	-	-
			ALPHA 15-55 FC	6 1/2	2-bolt flange	59896877	-	-	-	-	-
Astro 230CI-R	6 3/8	2-bolt flange-R	UPS 15-58 FRC	6 1/2	2-bolt flange	59896343	-	-	-	-	-
			ALPHA 15-55 FRC	6 1/2	2-bolt flange	59896878	-	-	-	-	-
Astro 250CI	6 3/8	2-bolt flange	UPS 26-99 FC	6 1/2	2-bolt flange	52722512	-	52722513			
			Magna 32-100 F	6 1/2	2-bolt flange	-	98071396	98071396	98071396	98071396	-
Astro 250CI-R	6 3/8	2-bolt flange-R	-	-	-	-	-	-	-	-	-
Astro 20F	6 3/8	2-bolt flange-R	-	-	-	-	-	-	-	-	-
Astro 30	6 3/8	2-bolt flange-R	UPS 15-58 FRC	6 1/2	2-bolt flange-R	59896343	-	-	-	-	-
			ALPHA 15-55 FRC	6 1/2	2-bolt flange	59896878	-	-	-	-	-
			UP 15-42 FR	6 1/2	2-bolt flange-R	59896167	-	59896274			
Astro 30-3	6 3/8	2-bolt flange	UPS 15-58 FC	6 1/2	2-bolt flange	59896341	-	-	-	-	-
			ALPHA 15-55 FC	6 1/2	2-bolt flange	59896877	-	-	-	-	-
Astro 50	6 3/8	2-bolt flange-R	UPS 26-99 FC	6 1/2	2-bolt flange*	52722512	-	52722513		-	-
Astro 50-3	6 3/8	2-bolt flange	UPS 26-99 FC	6 1/2	2-bolt flange	52722512	-	52722513		-	-
Astro 70	6 3/8	2-bolt flange	-	-	-	-	-	-	-	-	-
S25	6 1/2	Flange	UPS 26-99 FC	6 1/2	2-bolt flange	52722512	-	52722513		-	-
			Magna 32-100 F	6 1/2	2-bolt flange	-	98071396	98071396	98071396	98071396	-
H32	8 9/16	2-bolt flange-R	UPS 43-44 FC	8 1/2	2-bolt flange*	52722514	-	52722515		-	-
			Magna 32-100 F	6 1/2	2-bolt flange	-	98071396	98071396	98071396	98071396	-
S35	8 1/2	2" flange-R	UPS 50-44 F	8 1/2	2" 4-bolt flange	-	-	-	-	-	-

\* May not match specific competitive flange orientation.

Grundfos provides no guarantee as to the accuracy of competitor information listed herein.

## Reference for replacing Wilo models

### Open systems: Stainless steel and lead-free bronze pump housings

Competitor cross-reference for Wilo											
Open systems: Stainless steel and lead-free bronze pump housings											
Wilo model	Port-to-port length [in.]	Flange size/ connection type	Grundfos model	Port-to-port length [in.]	Flange size/ connection type	Grundfos product number					
						1 x 115 V	1 x 208 V	1 x 230 V	3 x 208 V	3 x 230 V	3 x 460 V
Star Z-15 BN5	3 1/8	1/2" union NPT	UP 10-16 A PM BN5/LC	3 1/8	1/2" FNPT	98420223	-	-	-	-	-
Star Z-15 BS5	3 1/8	1/2" sweat	UP 10-16 A PM B5/LC	3 1/8	1/2" sweat	98420222	-	-	-	-	-
Star 3 BS 5	5	1/2" sweat	UP 15-10 B5	5	1/2" sweat	59896213	-	-	-	-	-
Star 3 BS 7	5	3/4" sweat	UP 15-10 B7	6 3/8	3/4" sweat	59896226	-	-	-	-	-
Star 5 B	6 3/8	2-bolt flange	-	-	-	-	-	-	-	-	-
Star 5 BU	6	3/4" union	-	-	-	-	-	-	-	-	-
Star 5 BU	6	1" union	-	-	-	-	-	-	-	-	-
Star 5 BFX	6 3/8	2-bolt flange-R	-	-	-	-	-	-	-	-	-
Star 8 BS 5	5	1/2" sweat	UP 15-18 B5	5	1/2" sweat	59896114	-	59896118	-	-	-
Star 8 BS 7	5	3/4" sweat	UP 15-18 B7	5	3/4" sweat	59896121	-	59896119	-	-	-
Star 11 BF	6 3/8	2-bolt flange	UP 15-29 SF	6 1/2	2-bolt flange	59896771	-	-	-	-	-
Star 11 BU	6	3/4" union	UP 15-29 SU	6 1/2	Union*	59896775	-	59896784	-	-	-
Star 11 BU	6	1" union	UP 15-29 SU	6 1/2	Union*	59896775	-	59896784	-	-	-
Star 16 SF	6 3/8	2-bolt flange	UPS 15-55 SFC	6 1/2	2-bolt flange	59896773	-	-	-	-	-
Star 16 SF	6 3/8	2-bolt flange	ALPHA 15-55 FC	6 1/2	2-bolt flange	59896877	-	-	-	-	-
Star 16 BFX	6 3/8	2-bolt flange-R	UPS 15-55 SFC	6 1/2	2-bolt flange*	59896773	-	-	-	-	-
Star 16 BFX	6 3/8	2-bolt flange-R	ALPHA 15-55 FC	6 1/2	2-bolt flange*	59896877	-	-	-	-	-
Star S 16 BFX	6 3/8	2-bolt flange-R	UPS 15-55 SFC	6 1/2	2-bolt flange*	59896773	-	-	-	-	-
Star S 16 BFX	6 3/8	2-bolt flange-R	ALPHA 15-55 FC	6 1/2	2-bolt flange*	59896877	-	-	-	-	-
Star 21 BF	6 3/8	2-bolt flange	UPS 15-55 SFC	6 1/2	2-bolt flange	59896773	-	-	-	-	-
Star 21 BF	6 3/8	2-bolt flange	ALPHA UP15-55 SFC	6 1/2	2-bolt flange	59896879	-	-	-	-	-
Star 21 BFX	6 3/8	2-bolt flange-R	UPS 15-55 SFC	6 1/2	2-bolt flange*	59896773	-	-	-	-	-
Star 21 BFX	6 3/8	2-bolt flange-R	ALPHA UP15-55 SFC	6 1/2	2-bolt flange*	59896879	-	-	-	-	-
Star 21 SF	6 3/8	2-bolt flange	UPS 15-55 SFC	6 1/2	2-bolt flange	59896773	-	-	-	-	-
Star 21 SF	6 3/8	2-bolt flange	ALPHA UP15-55 SFC	6 1/2	2-bolt flange	59896879	-	-	-	-	-
Star S 21 BFX	6 3/8	2-bolt flange-R	UPS 15-55 SFC	6 1/2	2-bolt flange*	59896773	-	-	-	-	-
Star S 21 BFX	6 3/8	2-bolt flange-R	ALPHA UP15-55 SFC	6 1/2	2-bolt flange*	59896879	-	-	-	-	-
Star 30 BU	6	3/4" union	UPS 26-96 BF	6 1/2	2-bolt flange*	52722336	-	52722334	-	-	-
Star 30 BU	6	3/4" union	Magna 32-100 FN	6 1/2	2-bolt flange*	-	98052760	98052760	98052760	98052760	-
Star 30 BU	6	1" union	UPS 26-96 BF	6 1/2	2-bolt flange*	52722336	-	52722334	-	-	-
Star 30 BU	6	1" union	Magna 32-100 FN	6 1/2	2-bolt flange*	-	98052760	98052760	98052760	98052760	-
Star 32 BF	6 3/8	2-bolt flange	-	-	-	-	-	-	-	-	-
Stratos ECO 16BFX	6 1/2	2-bolt flange-R	ALPHA UP15-55 SFC	6 1/2	2-bolt flange*	59896879	-	-	-	-	-

\* May not match specific competitive flange orientation.

Grundfos provides no guarantee as to the accuracy of competitor information listed herein.

## Closed systems: Cast iron pump housings

Competitor cross-reference for Wilo Closed systems: Cast iron pump housings							Grundfos product number				
Wilo model	Port-to-port length [in.]	Flange size/connection type	Grundfos model	Port-to-port length [in.]	Flange size/connection type						
							1 x 115 V	1 x 208 V	1 x 230 V	3 x 208 V	3 x 230 V
Star 5 FX	6 3/8	2-bolt flange-R	UP 15-10 FR	6 1/2	2-bolt flange-R	59896249	-	-	-	-	-
Star 16 F	6 3/8	2-bolt flange	UP 15-10 F	6 1/2	2-bolt flange	59896248	-	-	-	-	-
Star 16 FX	6 3/8	2-bolt flange-R	UPS 15-58 FRC	6 1/2	2-bolt flange-R	59896343	-	-	-	-	-
			ALPHA 15-55 FRC	6 1/2	2-bolt flange-R	59896878	-	-	-	-	-
Star S 16 F	6 3/8	2-bolt flange	UPS 15-58 FC	6 1/2	2-bolt flange	59896341	-	-	-	-	-
			ALPHA 15-55 FC	6 1/2	2-bolt flange	59896877	-	-	-	-	-
Star S 16 FX	6 3/8	2-bolt flange-R	UPS 15-58 FRC	6 1/2	2-bolt flange-R	59896343	-	-	-	-	-
			ALPHA 15-55 FRC	6 1/2	2-bolt flange-R	59896878	-	-	-	-	-
Star 17 FX	8 1/2	2-bolt flange-R	UPS 43-44 FC	8 1/2	2-bolt flange*	52722514	-	52722515	-	-	-
Star 21 F	6 3/8	2-bolt flange	ALPHA UP15-55 FC	6 1/2	2-bolt flange	59896877	-	-	-	-	-
Star 21 FX	6 3/8	2-bolt flange-R	ALPHA UP15-55 FRC	6 1/2	2-bolt flange-R	59896878	-	-	-	-	-
Star S 21 F	6 3/8	2-bolt flange	ALPHA UP15-55 FC	6 1/2	2-bolt flange	59896877	-	-	-	-	-
Star S 21 FX	6 3/8	2-bolt flange-R	ALPHA UP15-55 FRC	6 1/2	2-bolt flange-R	59896878	-	-	-	-	-
Star 30 F	6 1/2	2-bolt flange	UPS 26-99 FC	6 1/2	2-bolt flange	52722512	-	52722513	-	-	-
			Magna 32-100 FN	6 1/2	2-bolt flange*	-	98052760	98052760	98052760	98052760	-
Star 32 F	6 3/8	2-bolt flange	UP 15-100 F	6 1/2	2-bolt flange	59896300	-	-	-	-	-
Stratos ECO 16F	6 1/2	2-bolt flange	ALPHA UP15-55 FC	6 1/2	2-bolt flange	59896877	-	-	-	-	-
Stratos ECO 16FX	6 1/2	2-bolt flange-R	ALPHA UP15-55 FRC	6 1/2	2-bolt flange-R	59896878	-	-	-	-	-

\* May not match specific competitive flange orientation.

Grundfos provides no guarantee as to the accuracy of competitor information listed herein.

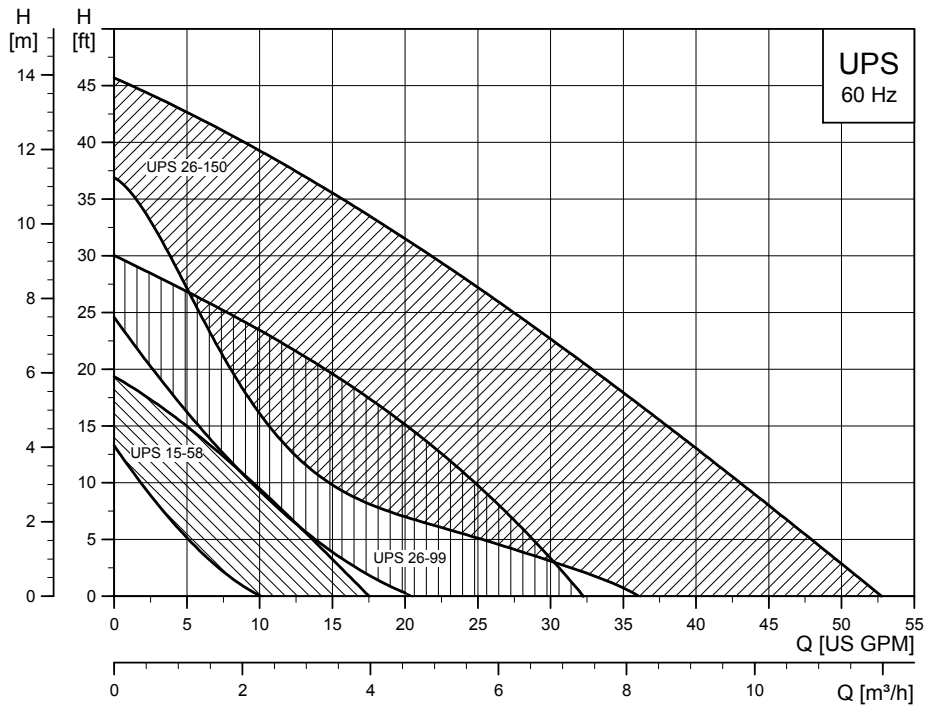
## Discontinued products

The table shows which new products replace discontinued products.

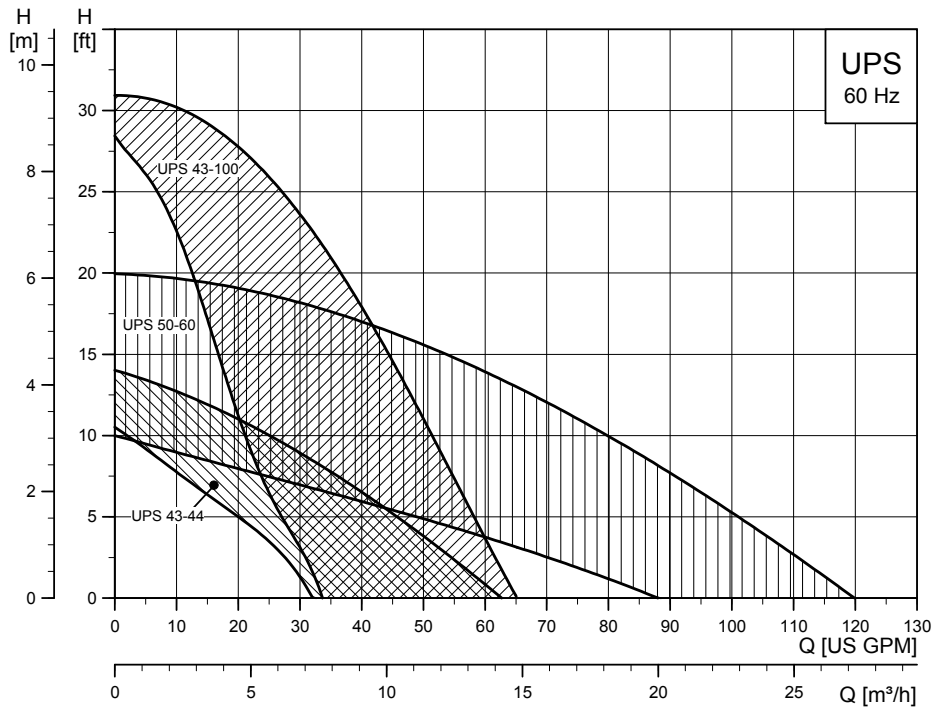
Stainless steel, flanged 115 V			
Old model	Product number	New model	Product number
UP 15-18 SF	59896125	UP 15-29 SF	59896771
UP 15-42 SF	59896171	UPS 15-35 SFC	59896772
UPS 15-42 SF	59896247	UPS 15-55 SFC	59896773
UP 25-64 SF	52722322		
Stainless steel, union 115 V			
UP 15-18 SU	59896127	UP 15-29 SU	59896775
UP 15-18 SU/LC	59896231	UP 15-29 SU/LC	59896776
UP 15-18 SU/TLC	59896232	UP 15-29 SU/TLC	59896777
UP 15-42 SU	59896174	UPS 15-35 SUC	59896778
		UPS 15-35 SUC/LC	59896779
		UPS 15-35 SUC/TLC	59896780
UPS 15-42 SU, UP 25-64 SU	59896130, 52722322	UPS 15-55 SUC	59896781
		UPS 15-55 SUC/LC	59896782
		UPS 15-55 SUC/TLC	59896783
Stainless steel, union 230 V			
UP 15-18 SU	59896130	UP 15-29 SU	59896784
UP 15-42 SU	59896172	UP 15-35 SUC	59896785
UP 25-64 SU	52722323	UP 15-55 SUC	59896786

## 2. Performance ranges

### 3-speed



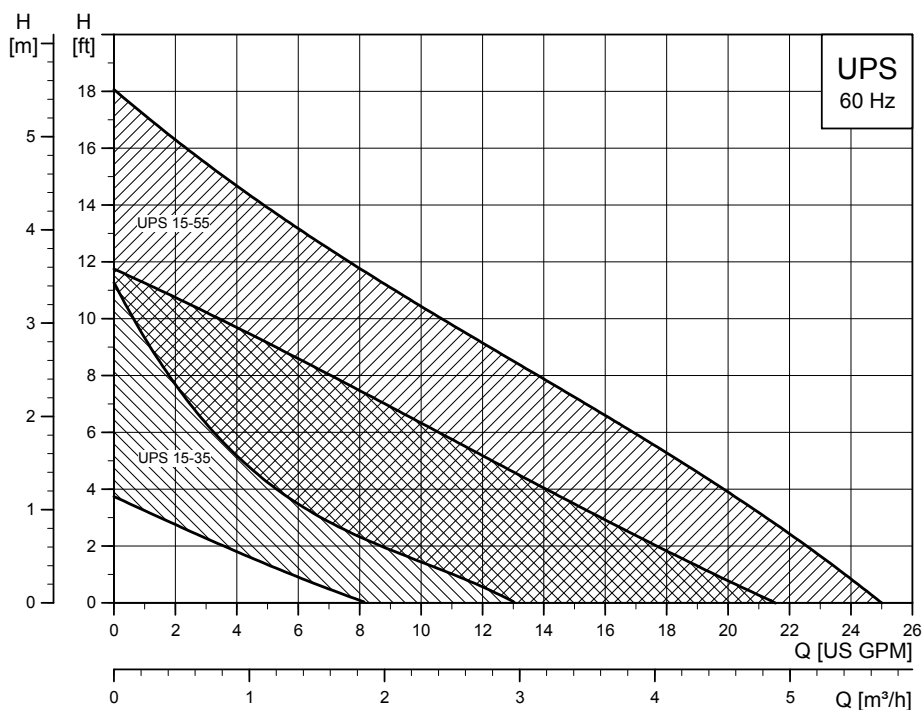
TM04 5461 3209



TM04 5460 3209

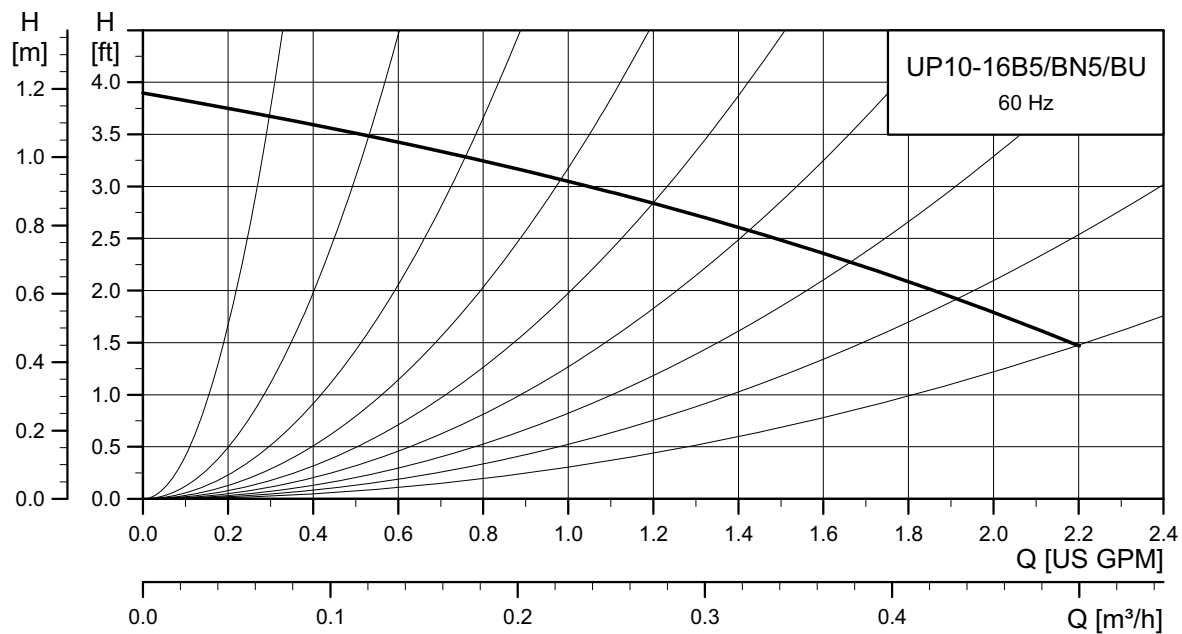


### 3-speed, stainless steel



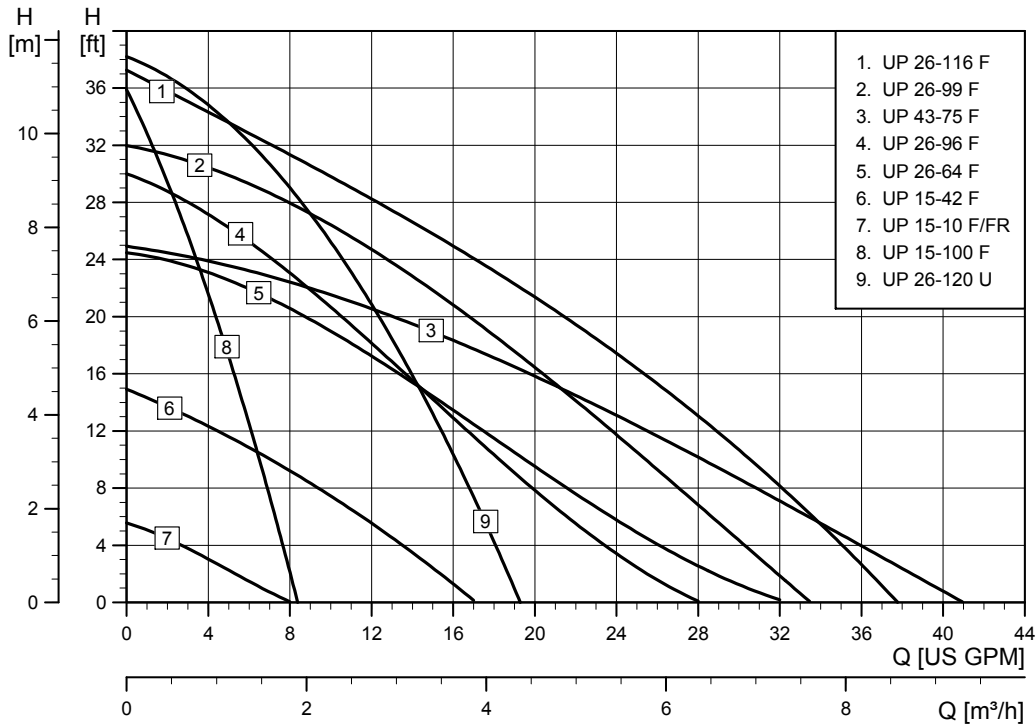
TM04 5462 3209

### UP 10-16 A/PM B5/BN5/BU



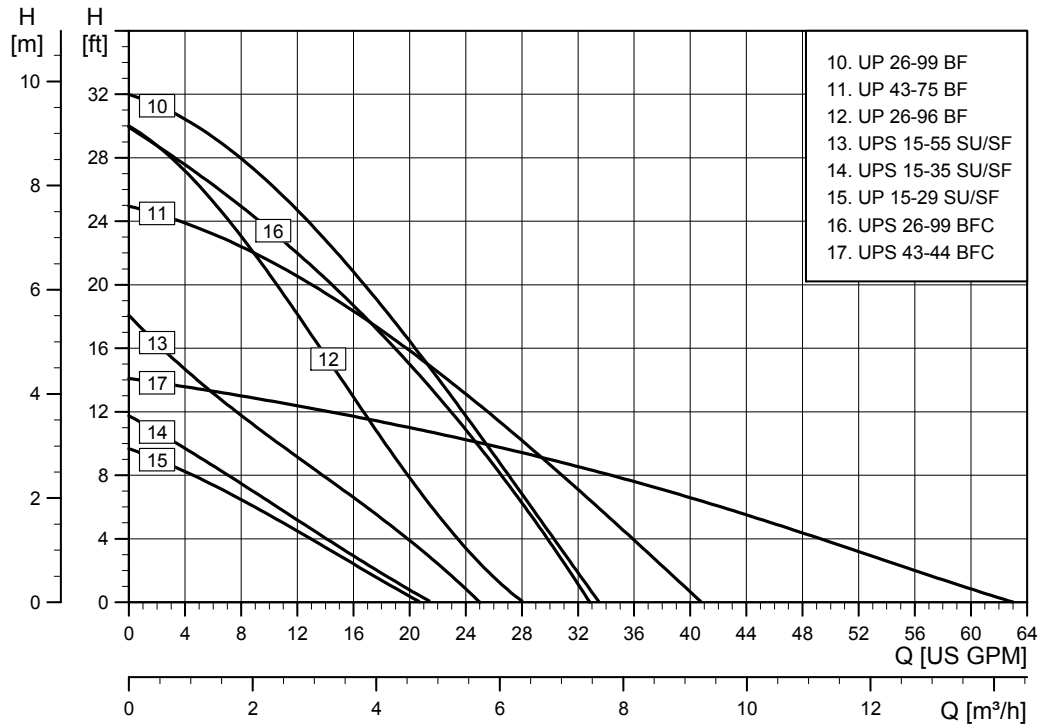
TM06 0178 4913

### Closed systems



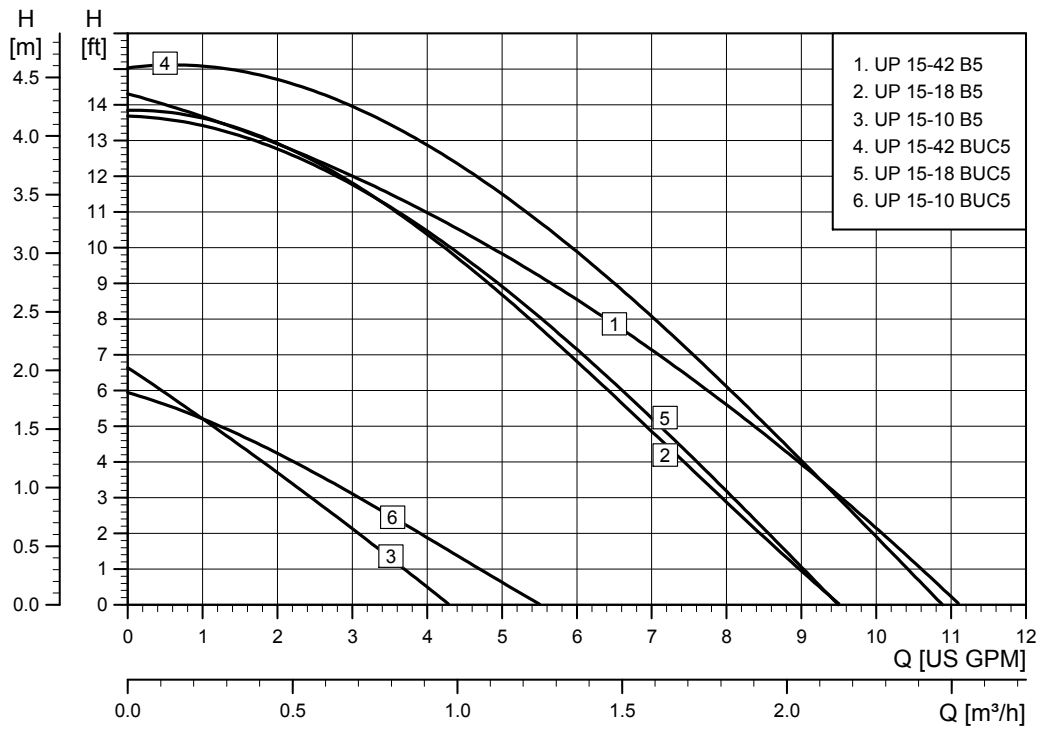
TM03 9128 3507

### Open systems



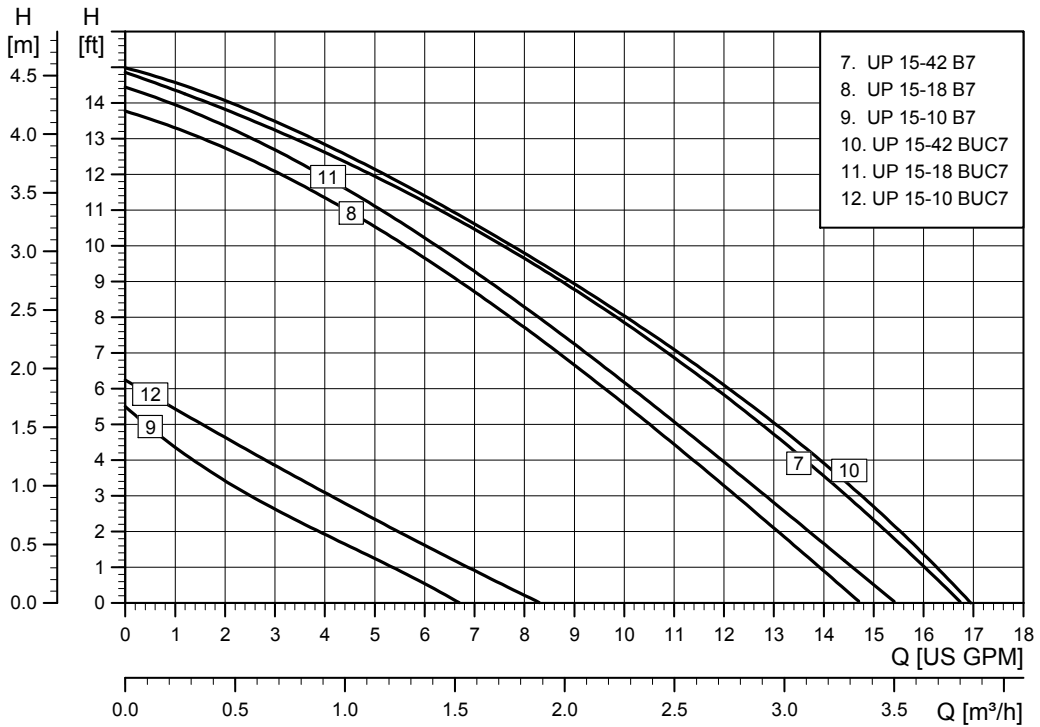
TM03 9129 3507

Open systems, 1/2"



TM03 9131 3507

Open systems, 3/4"



TM03 9132 3507

## 3. Product range

### Cast iron

Closed systems	Product number		Flow		Head		Flanged	Union	Check valve	Page
	115 V	230 V	[gpm]	[m <sup>3</sup> /h]	[ft]	[m]				
UP 15-10 F	59896248	-	0-8	0-1.8	0-5	0-1.5	•	-	-	<a href="#">44</a>
UP 15-10 FR	59896249	-	0-8	0-1.8	0-5	0-1.5	•	-	-	<a href="#">44</a>
UP 15-42 FC/MR*	59896804	-	0-16	0-3.6	0-14	0-4.3	•	-	•	<a href="#">56</a>
UP 15-42 F	59896155	59896173	0-17	0-3.9	0-15	0-4.6	•	-	-	<a href="#">54</a>
UP 15-42 FR	59896167	59896274	0-17	0-3.9	0-15	0-4.6	•	-	-	<a href="#">54</a>
UP 15-42 F/VS*	59896807	-	0-16	0-3.6	0-15	0-4.6	•	-	-	<a href="#">57</a>
UPS 15-42 F	-	59896180	0-17	0-3.9	0-16	0-4.9	•	-	-	<a href="#">55</a>
UPS 15-58 FC	59896341	-	0-17	0-3.9	0-19	0-5.8	•	-	•	<a href="#">62</a>
UPS 15-58 FRC	59896343	-	0-17	0-3.9	0-19	0-5.8	•	-	•	<a href="#">62</a>
UP 15-100 F	59896300	-	0-8.5	0-1.9	0-33	0-10.1	•	-	-	<a href="#">63</a>
UP 26-64 F	52722330	52722327	0-32	0-7.3	0-24	0-7.3	•	-	-	<a href="#">64</a>
UP 26-64 F/VS*	52722553	-	0-34	0-7.7	0-24	0-7.3	•	-	-	<a href="#">65</a>
UP 26-96 F	52722341	52722338	0-27	0-6.1	0-30	0-9.1	•	-	-	<a href="#">66</a>
UP 26-96 F/VS*	52722552	-	0-32	0-7.3	0-30	0-9.1	•	-	-	<a href="#">67</a>
UP 26-99 F	52722355	52722351	0-34	0-7.7	0-32	0-9.8	•	-	-	<a href="#">68</a>
UPS 26-99 FC	52722512	52722513	-	-	-	-	•	-	•	<a href="#">69</a>
UP 26-116 F	-	52722377	0-38	0-8.6	0-37	0-11.3	•	-	-	<a href="#">70</a>
UP 26-120 U	52722435	52722436	0-19	0-4.3	0-38	0-11.6	-	•	-	<a href="#">71</a>
UPS 26-150 F	95906630	95906631	0-51	0-11.6	0-45	0-13.7	•	-	-	<a href="#">72</a>
UP 43-44 F	52722437	52722438	0-64	0-14.5	0-13	0-4.0	•	-	-	<a href="#">73</a>
UPS 43-44 FC	52722514	52722515	-	-	-	-	•	-	•	<a href="#">74</a>
UP 43-70 F	96439644	-	15-85	3.4-19.3	1-24	0.3-7.3	•	-	-	<a href="#">75</a>
UP 43-75 F	52722373	52722372	0-40	0-9.1	0-26	0-7.9	•	-	-	<a href="#">76</a>
UPS 43-100 F	95906636	95906637	0-65	0-14.8	0-31	0-9.4	•	-	-	<a href="#">77</a>
UP 43-110 F	96439643	-	0-90	0-20.4	1-37	0.3-11.3	•	-	-	<a href="#">78</a>
UPS 50-44 F	52722557	52722558	0-65	0-14.8	0-14	0-4.3	•	-	-	<a href="#">79</a>
UPS 50-60 F	97523134	97523135	0-125	0-28.4	0-21	0-6.4	•	-	-	<a href="#">80</a>
UP 50-75 F	52722352	52722353	0-40	0-9.1	0-25	0-7.62	•	-	-	<a href="#">81</a>

\* **Note:** VS - variable speed, MR - MixiMizer™

## Bronze

Open systems	Product number		Flow		Head		Flanged	Union	NPT	Sweat	Check valve	Timer	Line cord	Auto	Page
	115 V	230 V	[gpm]	[m <sup>3</sup> /h]	[ft]	[m]									
	UP 10-16 PM B5/LC	98420206	-	0-2.2	0-0.5	0-3.9									
UP 10-16 A PM B5/LC	98420222	-	0-2.2	0-0.5	0-3.9	0-1.2				•		•	•	•	41
UP 10-16 PM BN5/LC	98420210	-	0-2.2	0-0.5	0-3.9	0-1.2			•				•		41
UP 10-16 A PM BN5/LC	98420223	-	0-2.2	0-0.5	0-3.9	0-1.2			•			•	•	•	41
UP 10-16 A PM BU/LC	98420224	-	0-2.2	0-0.5	0-3.9	0-1.2		•			•	•	•	•	41
UP 15-10 B5	59896213	-	0-9	0-2.0	0-6	0-1.8				•					42
UP 15-10 B5/LC	59896214	-	0-9	0-2.0	0-6	0-1.8				•			•		42
UP 15-10 B5/TLC	59896215	-	0-9	0-2.0	0-6	0-1.8				•		•	•		42
UP 15-10 B7	59896226	-	0-9	0-2.0	0-6	0-1.8				•					42
UP 15-10 B7/LC	59896209	-	0-9	0-2.0	0-6	0-1.8				•			•		42
UP 15-10 B7/TLC	59896210	-	0-9	0-2.0	0-6	0-1.8				•		•	•		42
UP 15-10 BUC5	59896225	-	0-9	0-2.0	0-6	0-1.8		•			•				43
UP 15-10 BUC5/LC	59896237	-	0-9	0-2.0	0-6	0-1.8		•			•		•		43
UP 15-10 BUC5/TLC	59896238	-	0-9	0-2.0	0-6	0-1.8		•			•	•	•		43
UP 15-10 BUC7	59896241	-	0-9	0-2.0	0-6	0-1.8				•					43
UP 15-10 BUC7/LC	59896239	-	0-9	0-2.0	0-6	0-1.8				•			•		43
UP 15-10 BUC7/TLC	59896240	-	0-9	0-2.0	0-6	0-1.8				•		•	•		43
UP 15-18 B5	59896114	59896118	0-15	0-3.4	0-14	0-4.3				•					46
UP 15-18 B5/LC	59896211	-	0-15	0-3.4	0-14	0-4.3				•			•		46
UP 15-18 B5/TLC	59896212	-	0-15	0-3.4	0-14	0-4.3				•		•	•		46
UP 15-18 B7	59896121	59896119	0-15	0-3.4	0-14	0-4.3				•					46
UP 15-18 B7/LC	59896229	-	0-15	0-3.4	0-14	0-4.3				•			•		46
UP 15-18 B7/TLC	59896230	-	0-15	0-3.4	0-14	0-4.3				•		•	•		46
UP 15-18 BUC5	59896123	-	0-12	0-2.7	0-16	0-4.9		•			•				47
UP 15-18 BUC7	59896124	-	0-12	0-2.7	0-16	0-4.9		•			•				47
UP 15-42 B5	59896145	59896142	0-17	0-3.9	0-15	0-4.6				•					51
UP 15-42 B5/LC	59896233	-	0-17	0-3.9	0-15	0-4.6				•			•		51
UP 15-42 B5/TLC	59896234	-	0-17	0-3.9	0-15	0-4.6				•		•	•		51
UP 15-42 B7	59896146	59896149	0-17	0-3.9	0-15	0-4.6				•					51
UP 15-42 B7/LC	59896235	-	0-17	0-3.9	0-15	0-4.6				•			•		51
UP 15-42 B7/TLC	59896236	-	0-17	0-3.9	0-15	0-4.6				•		•	•		51
UP 15-42 BUC5	59896150	-	0-16	0-3.6	0-15	0-4.6		•			•				52
UP 15-42 BUC7	59896151	-	0-16	0-3.6	0-15	0-4.6		•			•				52
UP 15-42 BUC5/MR*	59896805	-	0-8	0-1.8	0-14	0-4.3		•			•				52
UP 15-42 BUC7/MR*	59896806	-	0-14	0-3.2	0-15	0-4.6		•			•				52
UP 26-96 BF	52722336	52722334	0-27	0-6.1	0-30	0-9.1	•								66
UP 26-99 BF	52722347	52722346	0-34	0-7.7	0-32	0-9.8	•								68
UPS 26-99 BFC	52722518	52722519	0-33	0-7.5	0-29	0-8.8	•				•				69
UP 26-116 BF	-	52722393	0-38	0-8.6	0-37	0-11.3	•								70
UP 43-44 BF	52722439	52722440	0-64	0-14.5	0-13	0-4.0	•								73
UPS 43-44 BFC	52722520	52722521	0-63	0-14.3	0-13	0-4.0	•				•				74
UP 43-75 BF	52722370	52722369	0-45	0-10.2	0-26	0-7.9	•								76

\* Note: MR - MixiMizer™

## Stainless steel

Open systems	Product number		Flow		Head		Flanged	Union	NPT	Sweat	Check valve	Timer	Line cord	Page
	115 V	230 V	[gpm]	[m <sup>3</sup> /h]	[ft]	[m]								
UP 15-10 SU7P/TLC*	595916	-	0-3	0-0.7	0-3	0-0.9		•	•			•	•	45
UP 15-29 SF	59896771	-	0-22	0-5.0	0-10	0-3.0	•							48
UP 15-29 SU	59896775	59896784	0-22	0-5.0	0-10	0-3.0		•						48
UP 15-29 SU/LC	59896776	-	0-22	0-5.0	0-10	0-3.0		•					•	48
UP 15-29 SUC/TLC	59896777	-	0-22	0-5.0	0-10	0-3.0		•		•	•		•	48
UP 15-35 SUC	-	59896785	0-22	0-5.0	0-12	0-3.7		•		•				49
UPS 15-35 SFC	59896772	-	0-22	0-5.0	0-12	0-3.7	•			•				50
UPS 15-35 SUC	59896778	-	0-22	0-5.0	0-12	0-3.7		•		•				50
UP 15-35 SUC/TLC	59896780	-	0-22	0-5.0	0-12	0-3.7		•		•	•		•	49
UP 15-55 SUC	-	59896786	0-25	0-5.7	0-18	0-5.5		•		•				58
UPS 15-55 SFC	59896773	-	0-25	0-5.7	0-18	0-5.5	•			•				59
UPS 15-55 SUC	59896781	-	0-25	0-5.7	0-18	0-5.5		•		•				58
UPS 15-55 SUC/TLC	59896783	-	0-25	0-5.7	0-18	0-5.5		•		•	•		•	59
UPS 26-150 SF	95906632	95906633	0-51	0-11.6	0-47	0-14.3	•							72
UPS 43-100 SF	95906638	95906639	0-68	0-15.4	0-33	0-10.0		•						77
UPS 50-60 SF	97523136	97523137	0-125	0-28.4	0-21	0-6.4	•							80

\* **Note:** Comfort system with 3/4" M x FNPT

## 4. Identification

### Type key

Example	UP	S	15	-58	()	F	C	/
Circulator pump								
S: 3-speed								
10: Comfort series								
15: Small-stator UP								
25, 26, 43, 50: Large-stator UP								
Maximum head [dm]								
Pump housing								
= Cast iron (no letter = cast iron)								
S = Stainless steel								
B = Bronze								
Pipe connection								
F = Flange								
FR = Flange rotated 90 °								
U = Union connection								
5 = 1/2" internal sweat								
7 = 3/4" internal sweat								
N = NPT female thread fitting								
7P = 3/4" male x female connection								
Special features								
A = Thermostat (Aquastat)								
C = Check valve (removable)								
/T = Timer								
/LC = Line cord								
/TLC = Timer line cord								
/VS = Variable-speed control								
/MR = Mixing reset control								

## Nameplate

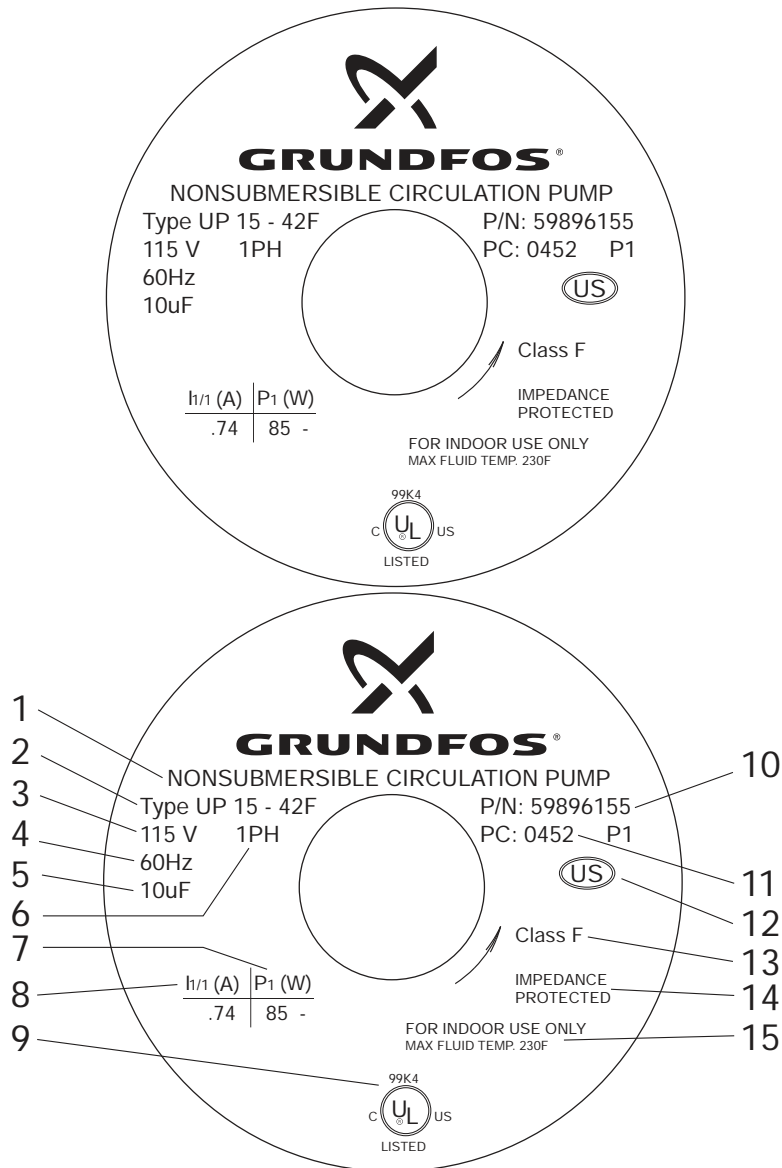


Fig. 1 Nameplate

Pos.	Description	
1	Non-submersible pump	
2	Pump type	UP 15-42 F
3	Voltage	115 V
4	Frequency	60 Hz
5	Capacitor	10 μF
6	Single-phase	
7	Power	85 W
8	Current	0.74 A
9	Approval	
10	Product number	59896155
11	04 = year 2004 / 52 = week	
12	Country of origin	
13	Isolation class	F
14	Impedance-protected	
15	Maximum liquid temperature	230 °F

TM03 8595 2007



## 5. Applications

The Grundfos circulator pumps, Series UP(S), are specifically designed for heating systems. The pumps are also suitable for recirculation of hot domestic water and for circulation of liquid in cooling and air-conditioning systems.

### Heating systems

Common uses:

- Boiler/hydronic
- ground-source
- radiant floor
- hydronic and fan-coil
- solar
- heat recovery.

Pump types with cast iron pump housing are generally used for pumping water or water/glycol mixtures in these closed-system applications. However, when water conditions are not compatible with cast iron, we recommend the use of bronze or stainless steel.

Optional variable-speed and mixing-reset controls are available to customize heat output versus heat demand for increased comfort.

### Domestic hot-water systems

Common uses:

- Solar water heating
- hot-water recirculation
- domestic hot-water heating.

Pump types with bronze, brass or stainless steel pump housing are used for pumping potable water in these open-system applications.

Optional timer and thermostat controls are available to limit pump operation to periods when hot water is required and to save energy.

### Cooling systems

Common uses:

- Chilled-water pumping.

Pump types UP(S) 25, 26, 43, 50 and pump housings compatible with the pumped liquids are recommended for chilled water due to their motor construction, which is suitable for 32 °F (0 °C) water.

### Construction

The UP(S) pumps are of the wet-rotor type, i.e. pump and motor form an integral unit without shaft seal and with only two gaskets for sealing. The bearings are lubricated by the pumped liquid.

The pumps are characterized by these features:

- Ceramic shaft and radial bearings
- carbon thrust bearing
- stainless steel rotor can and bearing plate
- impeller of corrosion-resistant material
- pump housing of cast iron, bronze or stainless steel.

## Materials of construction

Description (UP closed systems)	Material
Inlet cone, bearing plate, bearing retainers, rotor can, rotor cladding, shaft retainer	Stainless steel
Stator housing	Aluminium
Shaft, upper and lower radial bearings	Aluminium oxide ceramic
Thrust bearing	Carbon bearing and EPDM retainer
Check valve	ACETAL with 302 stainless steel spring and nitrile rubber seats
Pump housing (volute)	Cast iron
O-ring and gaskets	EPDM (ethylene propylene rubber)
Impeller	PES composite (30 % glass-filled)
Terminal box	Noryl® with EPDM gasket

Description (UP open systems)	Material
Inlet cone, bearing plate, bearing retainers, rotor can, rotor cladding, shaft retainer	Stainless steel
Volute retainer (SU & SF models) and stator housing	Aluminium
Shaft, upper and lower radial bearings	Aluminium oxide ceramic
Thrust bearing	Carbon bearing and EPDM retainer
Pump housing (volute)	Silicon bronze C875 or stainless steel 300 series.
O-ring and gaskets	EPDM (ethylene propylene rubber)
Impeller	PES composite (30 % glass-filled)
Terminal box	Noryl® with EPDM gasket

Description (BUC5 and BUC7)	Material
Inlet cone, bearing plate, bearing retainers, rotor can, rotor cladding, shaft retainer, check valve spring	Stainless steel
Stator housing	Aluminium
Shaft, upper and lower radial bearings	Aluminium oxide ceramic
Thrust bearing	Carbon bearing and EPDM retainer
Pump housing (volute)	Silicon bronze C875 lead free
Tail piece and union nut	Brass (UNS C36000)
O-ring and gaskets	EPDM (ethylene propylene rubber)
Impeller	PES composite (30 % glass-filled)
Terminal box	Noryl® with EPDM gasket
Check valve housing	ACETAL with 302 stainless steel, spring and nitrile rubber seat
Union gasket	EPDM

## Installation

The pump must always be installed with horizontal motor shaft.

Proper installation of the pump will have the terminal box located to one side of the pump or the other, with the conduit entry down.

UP(S) can be installed in both vertical and horizontal lines.

UP(S) pumps are intended for indoor use only.



Fig. 2

## Motor

The motor is a 2-pole, asynchronous, squirrel-cage PSC (permanent split capacitor) motor with UL, CUL, ETL and CSA approvals.

UP(S) pumps are available in single-phase 115 V and 230 V versions with one or three speeds.

The terminal box is easily accessible and has functional cables connecting leads or terminals.

Insulation class(es): F, H.

The motor incorporates thermal overload or impedance protection. Therefore, no external motor protection is required.

UP models are single-speed pumps.

UPS model pumps are multi-speed pumps, and the speed can be changed by means of a speed selector switch located on the front of the terminal box.

If the speed of UPS 15-35 or 15-55 TLC models has to be changed, the timer control has to be removed before the speed can be changed.

UP models with VS or MR suffixes are variable-speed pumps with integrated control.

Depending on pump model, motor horsepowers range from 1/25 to 1/6 and power consumption from 5 to 385 W.

TM04 5058 2509

## Pumped liquids

Depending on type, Grundfos circulator pumps are designed for the following liquids:

- Potable water
- non-potable water
- water-glycol mixtures
- chilled water
- domestic hot water
- softened water.

If the circulator pump is used for a glycol mixture with a higher viscosity than that of water, the hydraulic performance of the pump will be reduced.

**Example:** 50 % glycol at 68 °F (20 °C) means a viscosity of approx. 10 cSt and a reduction of pump performance by approx. 15 %.

When selecting a pump, the viscosity of the pumped liquid must be taken into consideration.

## Ambient and liquid temperatures

The maximum allowable water temperature is determined by the ambient air temperature as shown in the table below.

Maximum water temperature					
Ambient [°F (°C)]	104 (40)	120 (49)	140 (60)	160 (71)	175 (79)
Water, all cast iron [°F (°C)]	230 (110)	220 (104)	210 (99)	190 (88)	175 (79)
Water, all bronze and stainless steel	220 (104)	210 (99)	190 (88)	175 (79)	
The pump models below are exceptions to the temperatures listed above:					
UP/UPS 15 FC and UP 43 FC [°F (°C)]	200 (93)	190 (88)	180 (82)	170 (77)	
UP 15 BUC5 and UP 15 BUC7 [°F (°C)]	200 (93)	190 (88)	180 (82)	170 (77)	
UPS 15-35 [°F (°C)]	165 (74)	140 (60)	-	-	-
UP 15-100 F [°F (°C)]	205 (96)	195 (91)	185 (85)	175 (79)	-
UP 26-120 U [°F (°C)]	205 (96)	195 (91)	185 (85)	175 (79)	-
UP 26-116 [°F (°C)]	150 (66)	140 (60)	-	-	-

**Note:** This table refers to all standard products without timer, control options or other special features.

- If the UP pump is equipped with a timer, the maximum liquid temperature is 150 °F (66 °C).
- Temperature requirements for pumps with timer, control or other special features may be found on their technical data page. See section [Technical data](#), pages 41-81.

The ambient temperature for standard pumps with a permissible liquid temperature from 36 °F (2 °C) to 230 °F (110 °C) should always be lower than the liquid temperature, as otherwise condensation may form in the stator housing.

## Maximum system pressure

145 psi (10 bar).

## Minimum inlet pressure

The pressure required at the inlet of a pump is a function of the temperature of the water as shown in the table below.

UP(S) model	Liquid temperature							
	[140 °F (60 °C)]		[165 °F (74 °C)]		[190 °F (88 °C)]		[230 °F (110 °C)]	
	[psi]	[bar]	[psi]	[bar]	[psi]	[bar]	[psi]	[bar]
UP(S) 15								
UP(S) 26			1.9	0.1	4.0	0.3	15.6	1.1
UP(S) 43	1.3	0.1						
UPS 26-150			1.3	0.09	2.6	0.18	7.8	0.54
UPS 43-100			2.1	0.15	5.6	0.40	11.3	0.80
UPS 50-60	0.5	0.04	1.0	0.07	1.3	0.09	7.0	0.49

## Performance

**Flow range 0-120 gpm (0 - 27.3 m<sup>3</sup>/h)**

**Head range 0-46 ft (0-14 m)**

In a pressure system, the required inlet pressure is the allowable system pressure.

In a system open to the atmosphere, the required inlet pressure is the minimum distance the pump must be located below the lowest possible water level of the water source (tank, pool, etc.).

## ALPHA

The Grundfos ALPHA is the next generation of energy efficient wet-rotor circulator pumps. By incorporating a permanent magnet motor design, power consumption is now reduced by a minimum of 50 %.

With the AUTO<sub>ADAPT</sub><sup>™</sup> feature, Grundfos ALPHA will automatically analyze the system demands and adjust head and or flow requirements to meet changing heating demands.

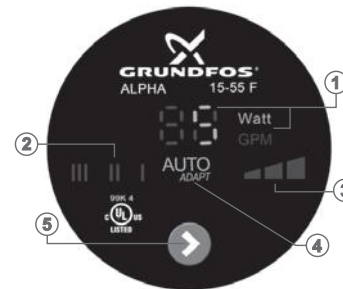
### Standard features

- Permanent magnet motor design
- easy push-button hydraulic selection
- seven hydraulic selection options:
  - three fixed speeds
  - three constant pressures
  - AUTO<sub>ADAPT</sub><sup>™</sup>
- easy-to-read LED display
  - flow indicator (gpm)
  - power consumption (Watt)
  - hydraulic selection
- nut capture flange
- metallurgical options
  - cast iron (F or FR)
  - stainless steel (F)
- line cord or conduit connection options.

### Additional technical data

Supply voltage:	1 x 115 V +/- 10 %, 60 Hz
Motor protection:	Pump requires none.
Enclosure class:	Indoor use only, IP42 CSA enclosure type 2
Insulation class:	F
Relative air humidity:	Maximum 95 %
Max. discharge pressure:	150 psi (10.34 bar)
Sound pressure level:	43 dB (A)
Ambient temperature:	+32 °F (0 °C) to +104 °F (+40 °C)
Liquid temperature:	+36 °F (+2 °C) to +230 °F (+110 °C)
Max. glycol concentrations:	50 % glycol @ 36 °F (2 °C) (Hydraulic performance change can be expected.)
Watt readings:	Accuracy +/-1 Watt
Flow indicator:	Provides a relative indication of flow - should not be used in lieu of a flowmeter. Use of check valve may reduce pump hydraulic performance (up to -10 %).
Check valve:	Use check valve in parallel pumping applications.

### Control display



TM05 7096 0513

TM05 7097 0513

Pos.	Description
1	Watt or flow indicator
2	Three fixed speeds
3	Three constant pressure settings
4	AUTO <sub>ADAPT</sub> <sup>™</sup>
5	Push-button for selection of pump settings

### Max. operating pressures

Liquid temperature	Min. inlet pressure
167 °F (75 °C)	0.75 psi (0.05 bar)
194 °F (90 °C)	4.06 psi (0.28 bar)
230 °F (110 °C)	15.7 psi (1.08 bar)

### Max. operating temperatures

Ambient temperature	Liquid temperature	
[°F (°C)]	Min. [°F (°C)]	Max. [°F (°C)]
+32 °F (0 °C)	+36 °F (+2 °C)	+230 °F (+110 °C)
+50 °F (+10 °C)	+50 °F (+10 °C)	+230 °F (+110 °C)
+68 °F (+20 °C)	+68 °F (+20 °C)	+230 °F (+110 °C)
+86 °F (+30 °C)	+86 °F (+30 °C)	+230 °F (+110 °C)
+95 °F (+35 °C)	+95 °F (+35 °C)	+194 °F (+90 °C)
+104 °F (+40 °C)	+104 °F (+40 °C)	+158 °F (+70 °C)

### MixiMizer™ - mixing reset pump

The Grundfos MixiMizer™ is a fully integrated injection mixing pump utilizing indoor/outdoor control. Appropriate water temperature will be supplied to your mixing loop through adjustments in pump speed based on outdoor temperature and supply/return piping sensors.

Equipped with a weather responsive controller, also known as indoor/outdoor controller or reset controller, the MixiMizer™ automatically calculates and controls mixed water temperatures according to outdoor temperatures in primary/secondary piping systems. The controller also provides pump exercising for 10 seconds every three days and a 20-second post-purge when the heat demand ceases.

For maximum design flexibility, the MixiMizer™ can be integrated into a thermostat or zoning control system through the user-selectable "external call for heat/demand input".

A fully serviceable check valve integrated into the pump housing eliminates ghost flows in primary/secondary injection systems and zone applications. LEDs located on the terminal box are designed to indicate performance and diagnose faults without tools.

Other standard user-selectable features include boiler protection, system/slab "overtemperature" control and a 5 °F parallel shift of the heating curve.



TM04 9735 5110

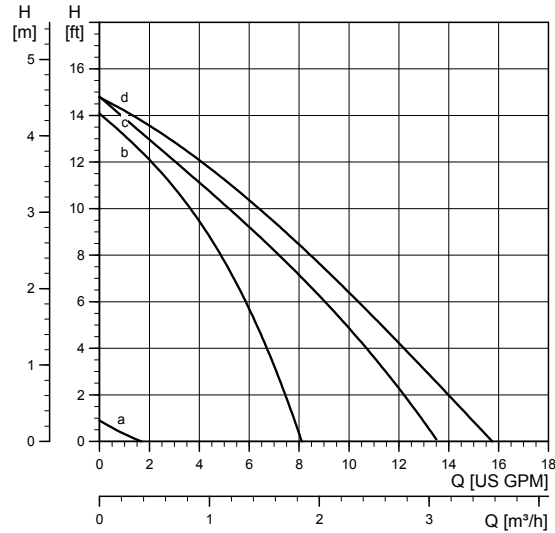
Fig. 3 MixiMizer™

**MixiMizer™ models include the following features:**

- Two water-temperature sensors (system supply and return) prewired, 8 ft (2.4 m) each
- line cord, 6 ft (1.8 m), prewired
- one outdoor air-temperature sensor
- two flange gaskets
- optional zone control input
- optional boiler On/Off output.

**Standard features**

- Variable-speed output modulation
- system supply-temperature sensor 140 °F (60 °C) max.
- boiler return-temperature sensor 135 °F (57 °C) min.
- heating curve can be adjusted by 5 °F in parallel
- pump exercising every three days of no operation.



TM03 8844 0813

Fig. 4 Family curves for MixiMizer™

Pos.	Description
a	Min. curve for all models
b	Max. UP 15-42 BUC5
c	Max. UP 15-42 BUC7
d	Max. UP 15-42 FC

## Variable-speed pump

The Grundfos variable-speed pump is another product with fully integrated control. The variable-speed controller requires a 0-10/2-10 VDC or 0-20/4-20 mA control signal, which is user-selectable.

If desired, the manual-% dial allows the speed of the pump to be manually adjusted and set by the user. The speed of the pump may be manually adjusted anywhere from min. to 100 %, but once set, remains fixed at that speed.

In addition, the pump speed may be set as 0-100 % or 15-100 % by user.

The controller also provides pump exercising for 10 seconds every three days and a power-up reset, which runs the pump for three seconds at full speed, for all modes of operation.

LEDs on the terminal box indicate operation (power is applied) and performance (flashing slowly or quickly).



TM03 9088 0513

Fig. 5 Variable-speed pump

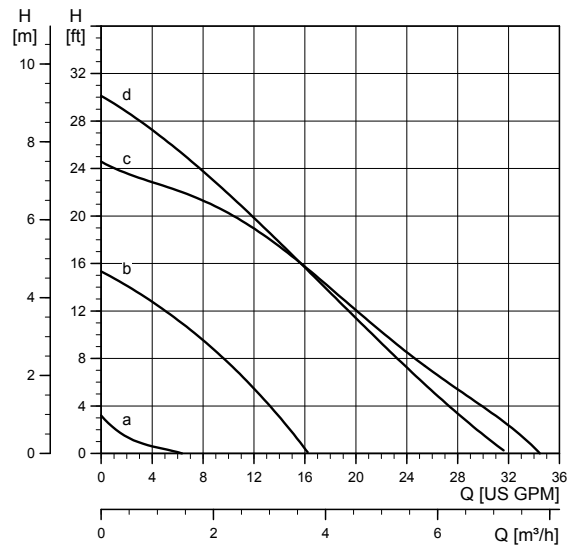
### Variable-speed models include the following items:

- Pump with integrated variable-speed control
- line cord, 6 ft (1.8 m), prewired
- two gaskets.

### Variable-speed standard features

- Variable-speed output modulation (external or manual control)
- offset-dial for fine-tuning of the signal input.

Signal type	Signal range
Voltage	0-10 VDC or 2-10 VDC, 5 mA max.
Current	0-20 mA or 4-20 mA, 5 VDC max.



TM03 8843 0813

Fig. 6 Family curves for variable-speed pumps

Pos.	Description
a	Min. curve for all models
b	Max. UP 15-42 F/VS
c	Max. UP 26-64 F/VS
d	Max. UP 26-96 F/VS

## Comfort System

The Comfort System uses a patented Comfort Valve<sup>®</sup> and pump to provide instant availability of hot water at the point of use.

### Operation

The Comfort Valve<sup>®</sup> is installed at the fixture furthest away from the hot-water tank. With a built-in timer, the pump allows hot water to circulate along the loop through the valve using the cold-water side as a return line. As the temperature rises to 100 °F (38 °C), the valve closes, thus resulting in a constant availability of hot water.

### Savings

The Comfort System saves up to 16,000 gallons (60,566 liters) of water per year and per household (based on average modern household usage) and uses less energy than a 25 W light bulb.

### Applications

- Domestic hot-water recirculation systems in single- and two-family houses.

### Pumped liquids

- Domestic hot water
- potable and non-potable water.



Fig. 7 Comfort System

### Motor

- Insulation class: F
- power consumption: 25 W
- voltage: 115 V
- current: 0.23 A
- phase: 1.

Description (UP open systems)	Material
Inlet cone, bearing plate, bearing retainers, rotor can, rotor cladding, shaft retainer	Stainless steel
Volute retainer (SU & SF models) and stator housing	Aluminium
Shaft, upper and lower radial bearings	Aluminium oxide ceramic
Thrust bearing	Carbon bearing and EPDM retainer
Pump housing (volute)	Silicon bronze C875 or stainless steel 300 series.
O-ring and gaskets	EPDM (ethylene propylene rubber)
Impeller	PES composite (30 % glass-filled)
Terminal box	Noryl <sup>®</sup> with EPDM gasket

### Grundfos Comfort Valve<sup>®</sup> materials listing

Description	Trade name	Material
Springs, pins, screens	300 Series	Stainless steel
Valve housing	Ryton	PPS
Thermal actuator housing	300 Series	Stainless steel
Check valve O-ring		EPDM
Check valve housing		Acetal
Check valve plunger		Thermoplastic

### Ambient and liquid temperatures

Liquid temperature: 36 °F (2 °C) to 150 °F (66 °C).

It is recommended to keep the operating temperature as low as possible (e.g. 140 °F (60 °C)) to avoid calcium precipitation.

The ambient temperature should always be lower than the liquid temperature, as otherwise condensation may form in the stator housing.

### Maximum system pressure

145 psi (10 bar).

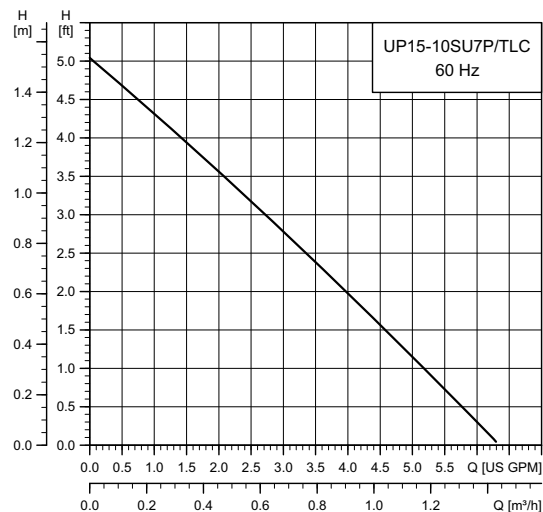


Fig. 8 Performance curve for the Comfort System

TM03 9126 0513

TM03 5547 4412

## UP 10-16 Comfort PM, PM Auto

The UP 10-16 pump is designed for recirculation of domestic hot water in single-family homes with dedicated hot-water return piping. Utilizing a low-noise permanent magnet motor, energy consumption is reduced to as little as 5 - 8.5 W. Selecting the Auto mode ensures that the pump runs only when required. The result is maximum comfort - no waiting for hot water plus decreased water and power consumption.



Fig. 9 UP 10-16 APM BU/LC

TM06 0034 4713

### Applications

- Domestic hot-water recirculation systems in single-family homes
- small heating systems.

### Pumped liquids

- Domestic hot water
- softened water
- clean water.

The pump uses two temperature sensors, one within the pump and the other connected to the pump by a cable installed in the hot-water flow pipe. The pump is installed in the hot-water return pipe.

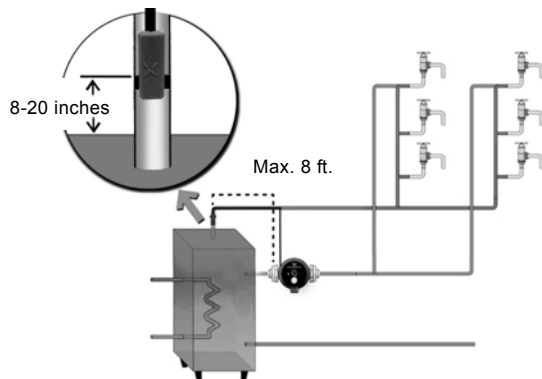


Fig. 10 UP 10-16 APM pump with built-in temperature sensor

TM06 1073 1514

### Three operating modes

#### 100 % mode

- Pump will operate 24/7/365 continuously at full speed.

#### Temperature mode

- Pump will keep the water temperature within an automatically detected range.

#### Auto mode

- Pump will learn, store and adapt operating times to home hot water consumption patterns.

#### Disinfection feature

- Once per week, the pump will run a 15-minute disinfection cycle.

#### Vacation feature

If no tappings are detected in a 24-hour period, the pump will (self-modulate) automatically switch to standby mode (except for disinfection) and reactivate to the same consumptive pattern when 2 tappings occur within a 20-minute time period.

#### Motor

The motor is single-phase, 12-pole, permanent-magnet design, impedance-protected, double insulated, No additional motor protection is required.

Voltage	1 x 115/208-230 V, 50/60 Hz
Power	5 - 8.5 Watts
Enclosure class	IP42, type PM: IP44
Insulation class	F

#### Maximum system pressure

145 psi (10 bar).

#### Ambient and liquid temperatures

The ambient temperature should always be lower than the liquid temperature, as otherwise condensation may form in the stator housing.

Liquid temperature: 36 °F (2 °C) to 185 °F (85 °C).

We recommend to keep the operating temperature as low as possible (e.g. 140 °F (60 °C)) to avoid calcium precipitation.

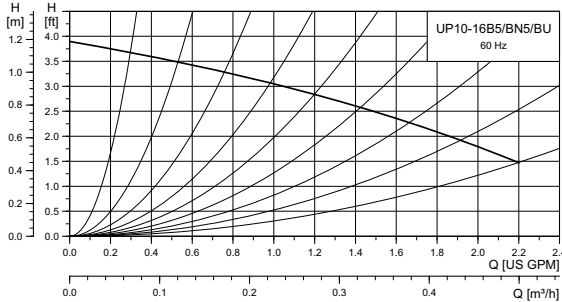
Description	Material
Stator housing	Aluminium
Spherical separator	Stainless steel
Rotor can, complete	Stainless steel/Tungsten carbide
Rotor, impeller	Stainless steel, EPDM, PPO, PFTE, graphite
Pump housing	EcoBrass
Isolating valve	EcoBrass
Screw	Stainless steel
Terminal box cover	PC/ABS
Motor cover	PPO
Power cable jacket	PVC
O-Rings	EPDM
Check valve	POM
Light	Lexan
Insulation cover	EPP 55
External sensor cable	PC/ABS



## 6. Technical data

### UP 10-16 Comfort PM, PM Auto

### UP 10-16 A/PM B5/BN5/BU



TM06 0178 4913

Flow range: 0 - 2.2 gpm (0 - 0.5 m<sup>3</sup>/h)  
 Head range: 0 - 3.9 ft (0 - 1.2 m)  
 Motors: Single-phase  
 Max. liquid temperature: 185 °F (85 °C)  
 Min. liquid temperature: 36 °F (2 °C)  
 Max. system pressure: 145 psi (10 bar)

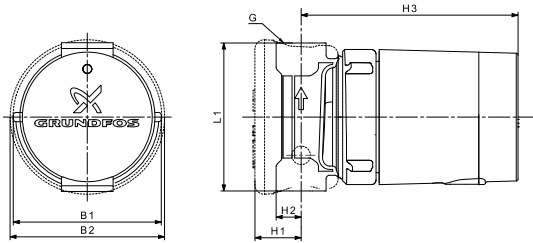
Model	Volts	Amps	Watts	Hp	Capacitor
UP 10-16 B5/BN5/BU	115/208-230 V	0.23	5 - 8.5	-	-

#### Approvals



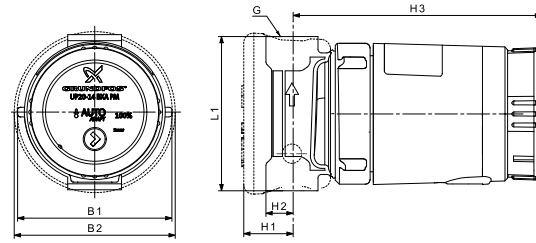
Drinking Water System Components  
 In Accordance with NSF/ANSI 372

UP 10-16 PM B5, BN5  
 APM B5, BN5



TM06 0649 0614

UP 10-16 APM BU

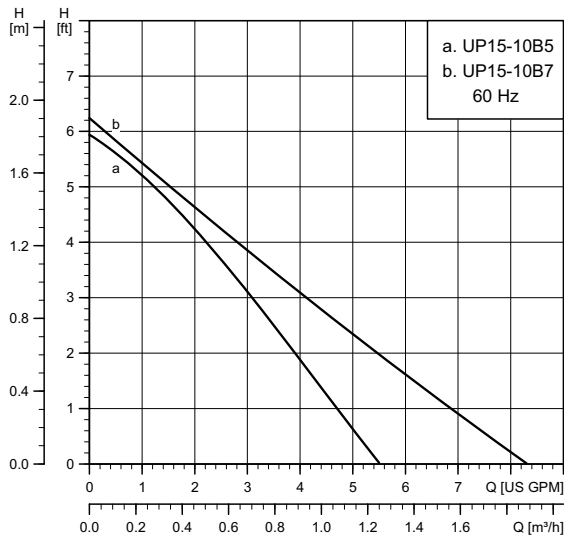


TM06 0684 0714

Model	Product number	Dimensions [inches (mm)]							Shipping weight [lbs (kg)]	
		115/208-230 V	L1	H1	H2	H3	B1	B2		Connection
UP10-16 PM B5/LC	98420206		3.13 (79)		0.5 (12.7)				1/2" Sweat	2.9 (1.3)
UP10-16 PM BN5/LC	98420210		3.13 (79)		0.5 (12.7)				1/2" NPT	3.4 (1.5)
UP10-16 A PM B5/LC	98420222		3.13 (79)	1.0 (25.4)	0.5 (12.7)	5.25 (133)	2.67 (68)	3.28 (83)	1/2" Sweat	2.9 (1.3)
UP10-16 A PM BN5/LC	98420223		3.13 (79)		0.5 (12.7)				1/2" NPT	3.4 (1.5)
UP10-16 A PM BU/LC	98420224		4.33 (110)		0.88 (23)				1 1/4" NPSM	3.8 (1.7)

**Note:** Models have a 6 ft (1.8 m), 3-prong power cord.  
 Maximum external sensor cable length 8 ft (2.4 m).  
 UP 10-16 A PM BU/LC with integral check valve.  
 Dimensions in inches unless otherwise noted.

UP 15-10 B5/B7



Flow range: 0 - 8.2 gpm (0 - 1.9 m<sup>3</sup>/h)  
 Head range: 0 - 6.2 ft (0 - 1.9 m)  
 Motors: 2-pole, single-phase  
 Max. liquid temperature: 220 °F (104 °C)  
 Min. liquid temperature: 36 °F (2 °C)  
 Max. system pressure: 145 psi (10 bar)

**Note:** If the UP pump is equipped with a timer, the maximum liquid temperature is 150 °F (66 °C).

Model	Volts	Amps	Watts	Hp	Capacitor
UP 15-10 B5 and B7	115	0.22	25	1/25	2 µF/400 V

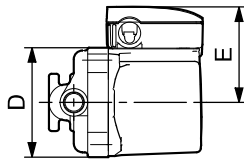
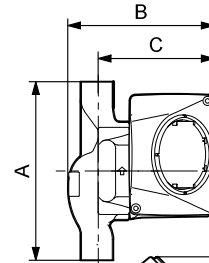
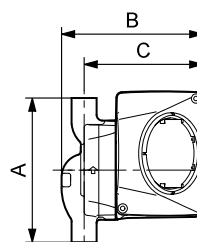
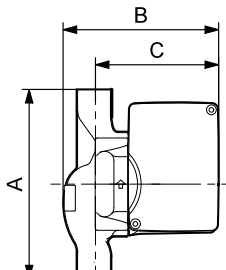
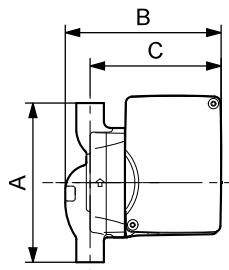
Approvals



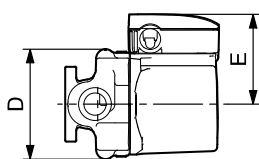
UP 15-10 B5 and UP 15-10 B5/LC    UP 15-10 B7 and UP 15-10 B7/LC

UP 15-10 B5/TLC

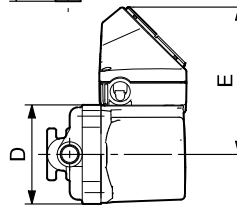
UP 15-10 B7/TLC



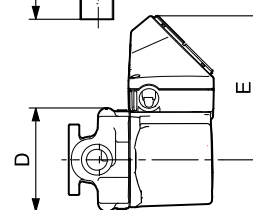
TM03 8545 1907



TM03 8547 1907



TM03 8546 1907

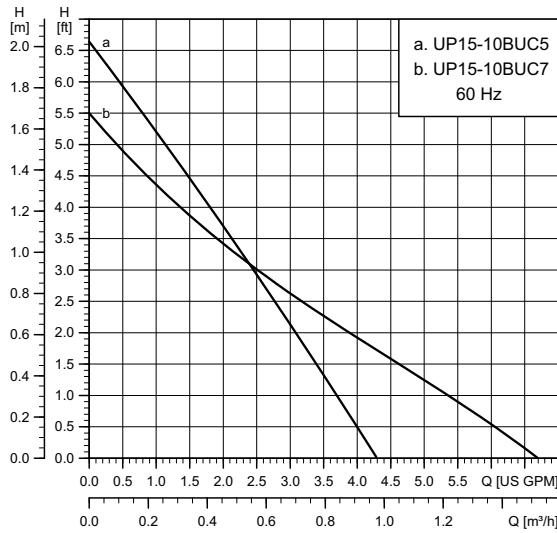


TM03 8548 1907

Model	Product number 115 V	Dimensions [inches (mm)]					Connection type and size	Shipping weight [lbs (kg)]
		A	B	C	D	E		
UP 15-10 B5	59896213	5.00 (127)	5.00 (127)	4.13 (105)	3.50 (89)	2.85 (72)	1/2" sweat	6.0 (2.7)
UP 15-10 B5/LC	59896214	5.00 (127)	5.00 (127)	4.13 (105)	3.50 (89)	2.85 (72)	1/2" sweat	6.5 (2.9)
UP 15-10 B5/TLC	59896215	5.00 (127)	5.00 (127)	4.13 (105)	3.50 (89)	5.33 (135)	1/2" sweat	6.5 (2.9)
UP 15-10 B7	59896226	6.38 (162)	5.25 (133)	4.13 (105)	3.50 (89)	2.85 (72)	3/4" sweat	6.7 (3.0)
UP 15-10 B7/LC	59896209	6.38 (162)	5.25 (133)	4.13 (105)	3.50 (89)	2.85 (72)	3/4" sweat	7.5 (3.4)
UP 15-10 B7/TLC	59896210	6.38 (162)	5.25 (133)	4.13 (105)	3.50 (89)	5.33 (135)	3/4" sweat	7.5 (3.4)

**Note:** LC/TLC models have a 6 ft (1.8 m), 3-prong power cord.  
 Dimensions in inches unless otherwise noted.

### UP 15-10 BUC5/BUC7



TM03 8425 4412

Flow range: 0 - 6.6 gpm (0 - 1.5 m<sup>3</sup>/h)  
 Head range: 0 - 6.6 ft (0-2 m)  
 Motors: 2-pole, single-phase  
 Max. liquid temperature: 230 °F (110 °C)  
 Min. liquid temperature: 36 °F (2 °C)  
 Max. system pressure: 145 psi (10 bar)

**Note:** If the UP pump is equipped with a timer, the maximum liquid temperature is 150 °F (66 °C).

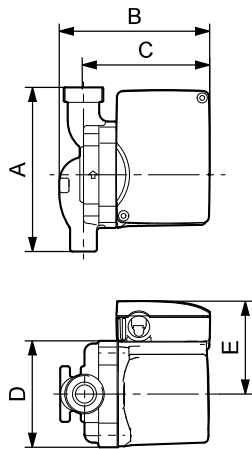
Model	Volts	Amps	Watts	Hp	Capacitor
UP 15-10 BUC5/BUC7	115	0.22	25	1/25	2 μF/400 V

#### Approvals



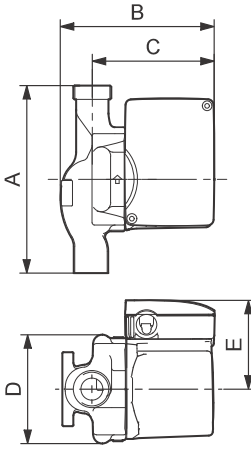
Drinking Water System Components  
In Accordance with NSF/ANSI 372

UP 15-10 BUC5 and UP 15-10 BUC5/LC



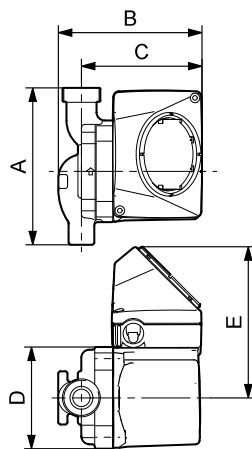
TM03 8549 2407

UP 15-10 BUC7 and UP 15-10 BUC7/LC



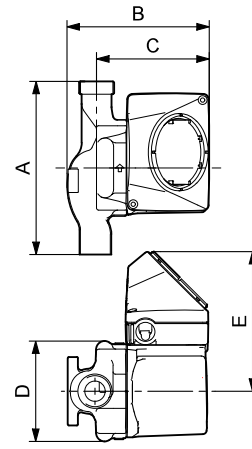
TM03 8753 5007

UP 15-10 BUC5/TLC



TM03 8550 2407

UP 15-10 BUC7/TLC

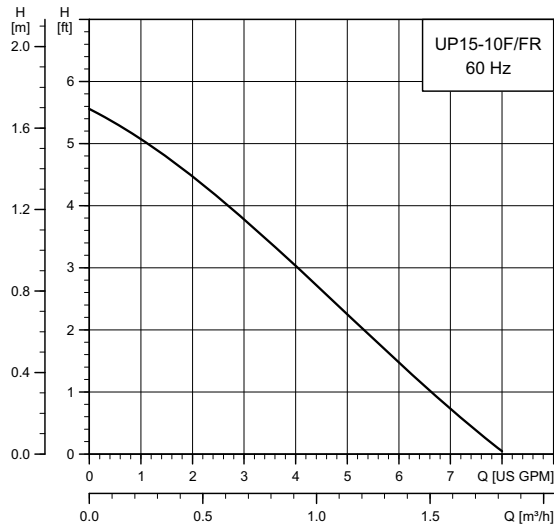


TM03 8754 5007

Model	Product number 115 V	Dimensions [inches (mm)]					Connection type and size	Shipping weight [lbs (kg)]
		A	B	C	D	E		
UP 15-10 BUC5	59896225	5.31 (135)	5.00 (127)	4.13 (105)	3.50 (89)	2.85 (72)	1/2" sweat	7.3 (3.3)
UP 15-10 BUC5/LC	59896237	5.31 (135)	5.00 (127)	4.13 (105)	3.50 (89)	2.85 (72)	1/2" sweat	7.7 (3.5)
UP 15-10 BUC5/TLC	59896238	5.31 (135)	5.00 (127)	4.13 (105)	3.50 (89)	5.33 (135)	1/2" sweat	7.7 (3.5)
UP 15-10 BUC7	59896241	6.70 (170)	5.25 (133)	4.13 (105)	3.50 (89)	2.85 (72)	3/4" sweat	8.0 (3.6)
UP 15-10 BUC7/LC	59896239	6.70 (170)	5.25 (133)	4.13 (105)	3.50 (89)	2.85 (72)	3/4" sweat	8.5 (3.9)
UP 15-10 BUC7/TLC	59896240	6.70 (170)	5.25 (133)	4.13 (105)	3.50 (89)	5.33 (135)	3/4" sweat	8.5 (3.9)

**Note:** LC/TLC models have a 6 ft (1.8 m), 3-prong power cord.  
Dimensions in inches unless otherwise noted.

## UP 15-10 F/FR



TM03 5532 4412

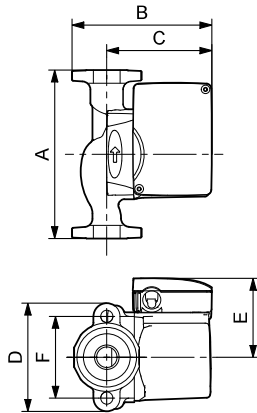
Flow range: 0 - 8.0 gpm (0 - 1.8 m<sup>3</sup>/h)  
 Head range: 0 - 5.5 ft (0 - 1.7 m)  
 Motors: 2-pole, single-phase  
 Max. liquid temperature: 230 °F (110 °C)  
 Min. liquid temperature: 36 °F (2 °C)  
 Max. system pressure: 145 psi (10 bar)  
 Closed system

Model	Volts	Amps	Watts	Hp	Capacitor
UP 15-10 F/FR	115	0.23	25	1/25	2 µF/400 V

## Approvals

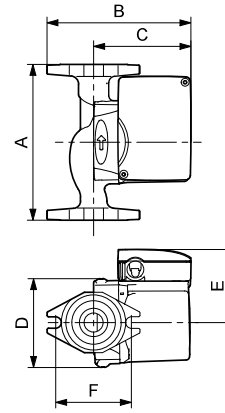


UP 15-10 F



TM03 8526 1907

UP 15-10 FR



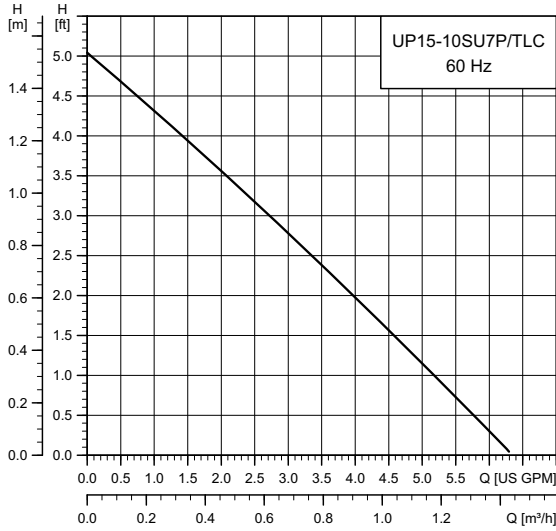
TM03 8527 1907

Model	Product number 115 V	Dimensions [inches (mm)]						Connection type and size	Shipping weight [lbs (kg)]
		A	B	C	D	E	F		
UP 15-10 F	59896248	6.50 (165)	5.25 (133)	4.00 (102)	4.19 (106)	3.25 (83)	3.16 (80)	GF 15/26 flange (2) 1/2" dia. bolt holes	7.3 (3.3)
UP 15-10 FR	59896249	6.50 (165)	5.94 (151)	4.00 (102)	3.75 (95)	3.25 (83)	3.16 (80)	GF 15/26 flange (2) 1/2" dia. bolt holes	7.3 (3.3)

Note: Dimensions in inches unless otherwise noted.

# UP Comfort system

## UP 15-10 SU7P/TLC



TM03 5547 4412

Flow range: 0 - 6.3 gpm (0 - 1.4 m<sup>3</sup>/h)  
 Head range: 0 - 5.1 ft (0 - 1.6 m)  
 Motors: 2-pole, single-phase  
 Max. liquid temperature: 150 °F (66 °C)  
 Min. liquid temperature: 36 °F (2 °C)  
 Max. system pressure: 145 psi (10 bar)  
 Open system

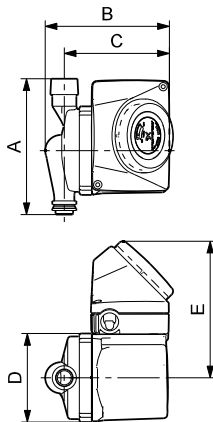
Model	Volts	Amps	Watts	Hp	Capacitor
UP 15-10 SU7P/TLC	115	0.23	25	1/25	2 µF/400 V

### Approvals



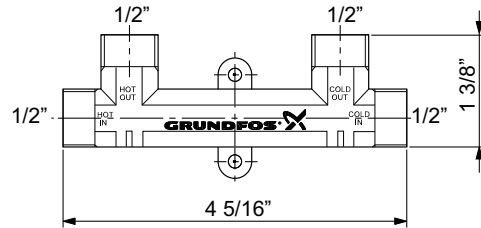
Drinking Water System Components  
 In Accordance with NSF/ANSI 372

UP 15-10 SU7P/TLC



TM03 4362 3507

Comfort Valve®



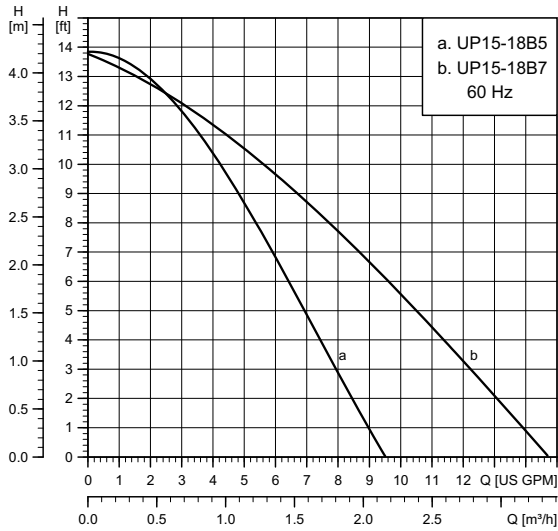
TM03 4363 3507

Model	Product number	Dimensions [inches (mm)]					Connection type and size	Shipping weight [lbs (kg)]
		A	B	C	D	E		
UP 15-10 SU7P/TLC	595916	5.63 (143)	5.25 (133)	4.50 (114)	3.50 (89)	5.33 (135)	3/4" M x 3/4" FNPT	5.5 (2.5)
Comfort Valve®	595926	-	-	-	-	-	1/2" M NPS (1/2" faucet)	2.8 (1.3)
Flex hose kit	599390	-	-	-	-	-	(2) 1/2" FNPS x 1/2" FNPS x 12" flex hoses	-

Model	Product number	Description
Comfort Valve®	595926	Box of 15 pieces
Comfort series kit	595916	1 pump and 1 valve, (2) 1/2" FNPS x 1/2" FNPS x 12" flex hoses

**Note:** All models have a 10 ft (3 m), 3-prong power cord.  
 Dimensions in inches unless otherwise noted.

## UP 15-18 B5/B7



TM03 8426 4412

Flow range: 0 - 14.7 gpm (0 - 3.3 m<sup>3</sup>/h)  
 Head range: 0 - 13.9 ft (0 - 4.2 m)  
 Motors: 2-pole, single-phase  
 Max. liquid temperature: 230 °F (110 °C)  
 Min. liquid temperature: 36 °F (2 °C)  
 Max. system pressure: 145 psi (10 bar)

**Note:** If the UP pump is equipped with a timer, the maximum liquid temperature is 150 °F (66 °C).

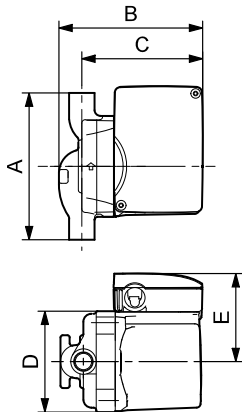
Model	Volts	Amps	Watts	Hp	Capacitor
UP 15-18 B5	115	0.74	86	1/25	10 μF/180 V
	230	0.4	90	1/25	2 μF/400 V
UP 15-18 B7	115	0.74	86	1/25	10 μF/180 V
	230	0.4	96	1/25	2 μF/400 V

## Approvals



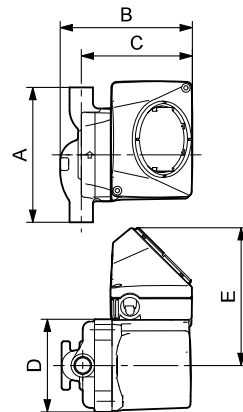
Drinking Water System Components  
 In Accordance with NSF/ANSI 372

UP 15-18 B5/LC



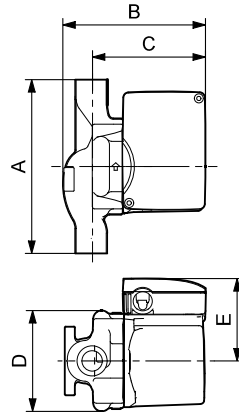
TM03 8545 1907

UP 15-18 B5/TLC



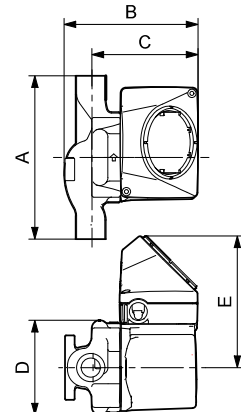
TM03 8546 1907

UP 15-18 B7/LC



TM03 8547 1907

UP 15-18 B7/TLC

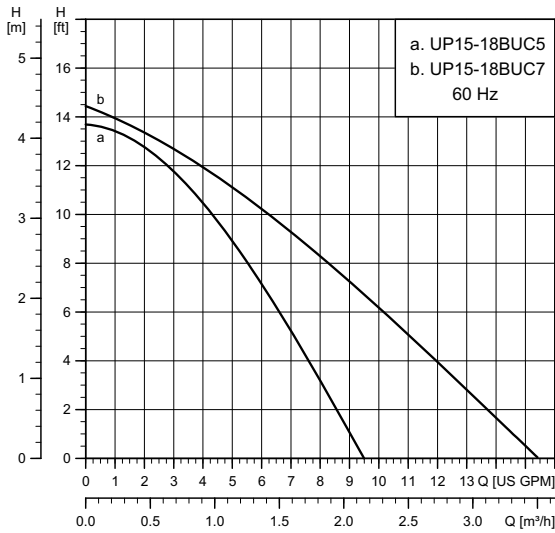


TM03 8548 1907

Model	Product number		Dimensions [inches (mm)]					Connection type and size	Shipping weight [lbs (kg)]
	115 V	230 V	A	B	C	D	E		
UP 15-18 B5	59896114	59896118	5.31 (135)	5.00 (127)	4.13 (105)	3.50 (89)	2.85 (72)	1/2" sweat	6.0 (2.7)
UP 15-18 B5/LC	59896211	-	5.31 (135)	5.00 (127)	4.13 (105)	3.50 (89)	2.85 (72)	1/2" sweat	6.5 (2.9)
UP 15-18 B5/TLC	59896212	-	5.31 (135)	5.00 (127)	4.13 (105)	3.50 (89)	5.33 (135)	1/2" sweat	6.5 (2.9)
UP 15-18 B7	59896121	59896119	6.70 (170)	5.25 (133)	4.13 (105)	3.50 (89)	2.85 (72)	3/4" sweat	6.7 (3.0)
UP 15-18 B7/LC	59896229	-	6.70 (170)	5.25 (133)	4.13 (105)	3.50 (89)	2.85 (72)	3/4" sweat	7.2 (3.3)
UP 15-18 B7/TLC	59896230	-	6.70 (170)	5.25 (133)	4.13 (105)	3.50 (89)	5.33 (135)	3/4" sweat	7.2 (3.3)

**Note:** LC/TLC models have a 6 ft (1.8 m), 3-prong power cord.  
 Dimensions in inches unless otherwise noted.

UP 15-18 BUC5/BUC7

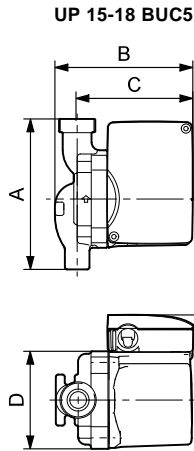


TM03 8428 4412

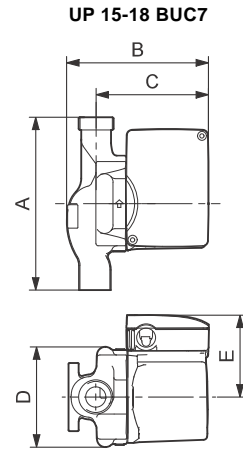
Flow range: 0 - 14.7 gpm (0 - 3.3 m<sup>3</sup>/h)  
 Head range: 0 - 14.5 ft (4.4 m)  
 Motors: 2-pole, single-phase  
 Max. liquid temperature: 230 °F (110 °C)  
 Min. liquid temperature: 36 °F (2 °C)  
 Max. system pressure: 145 psi (10 bar)

Model	Volts	Amps	Watts	Hp	Capacitor
UP 15-18 BUC5	115	0.74	86	1/25	10 µF/180 V
UP 15-18 BUC7	115	0.74	86	1/25	10 µF/180 V

Approvals



TM03 8549 1907

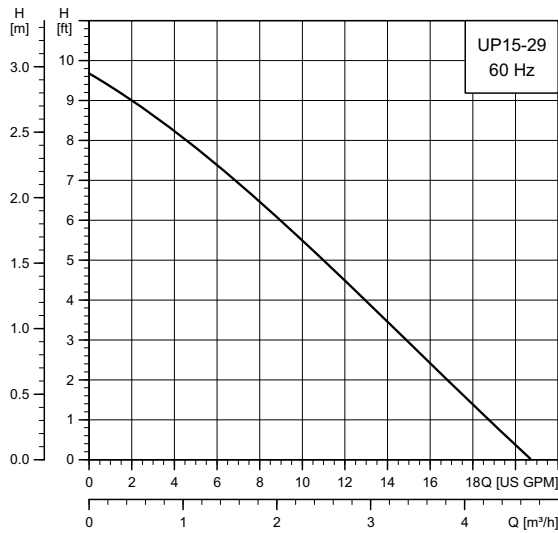


TM03 8753 2407

Model	Product number 115 V	Dimensions [inches (mm)]					Connection type and size	Shipping weight [lbs (kg)]
		A	B	C	D	E		
UP 15-18 BUC5	59896123	5.31 (135)	5.00 (127)	4.13 (105)	3.50 (89)	2.85 (72)	1/2" sweat	7.3 (3.3)
UP 15-18 BUC7	59896124	6.70 (170)	5.25 (133)	4.13 (105)	3.50 (89)	2.85 (72)	3/4" sweat	8.0 (3.6)

Note: Dimensions in inches unless otherwise noted.

## UP 15-29 SU/SF



TM03 8847 4412

Flow range:	0 - 20.5 gpm (0 - 4.7 m <sup>3</sup> /h)
Head range:	0 - 9.7 ft (0 - 2.2 m)
Motors:	2-pole, single-phase
Max. liquid	230 °F (110 °C)
Min. liquid temperature:	36 °F (2 °C)
Max. system pressure:	145 psi (10 bar)
Open system	

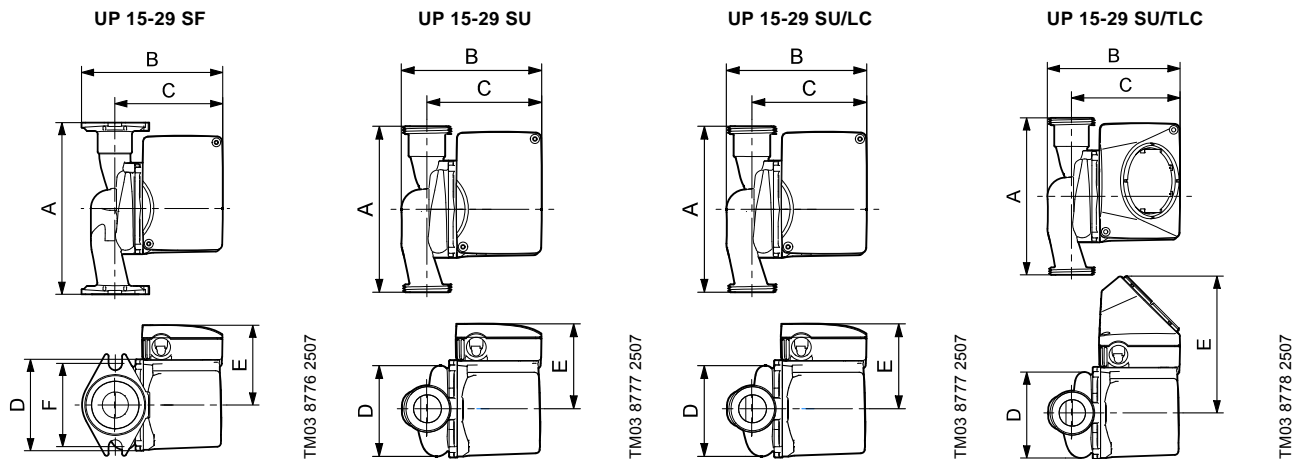
**Note:** If the UP pump is equipped with a timer, the maximum liquid temperature is 150 °F (66 °C).

Model	Volts	Amps	Watts	Hp	Capacitor
UP 15-29 SF	115	0.75	87	0.12	10 μF/180 V
UP 15-29 SUC		0.75	87	0.12	
UP 15-29 SU	230	0.42	97	0.15	2 μF/400 V

## Approvals



Drinking Water System Components  
In Accordance with NSF/ANSI 372

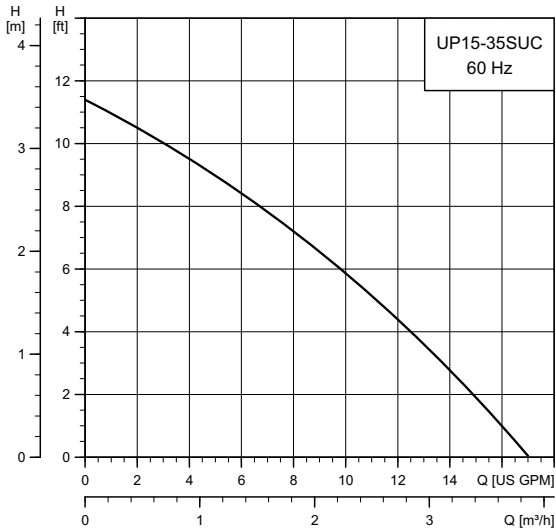


Model	Product number		Dimensions [inches (mm)]						Connection type and size	Shipping weight [lbs (kg)]
	115 V	230 V	A	B	C	D	E	F		
UP 15-29 SF	59896771	-	6.50 (165)	5.50 (140)	4.13 (105)	3.88 (98)	2.94 (75)	3.13 (79)	GF 15/26	6.0 (2.7)
UP 15-29 SU	59896775	59896784	5.88 (149)	5.50 (140)	4.13 (105)	3.44 (88)	2.94 (75)	-	GU 125	5.4 (2.5)
UP 15-29 SU/LC	59896776	-	5.88 (149)	5.50 (140)	4.13 (105)	3.44 (88)	2.94 (75)	-	GU 125	5.7 (2.6)
UP 15-29 SUC/TLC	59896777	-	5.88 (149)	5.50 (140)	4.13 (105)	3.44 (88)	2.94 (75)	-	GU 125	6.2 (2.8)

**Note:** LC/TLC models have a 6 ft (1.8 m), 3-prong power cord.  
Dimensions in inches unless otherwise noted.



**UP 15-35 SUC**



TM03 8846 4412

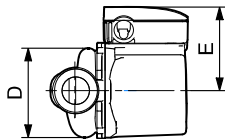
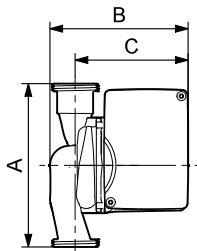
Flow range: 0 - 17.5 gpm (0 - 4.0 m<sup>3</sup>/h)  
 Head range: 0 - 11.5 ft (3.5 m)  
 Motors: 2-pole, single-phase  
 Max. liquid temperature: 230 °F (110 °C)  
 Min. liquid temperature: 36 °F (2 °C)  
 Max. system pressure: 145 psi (10 bar)  
 Open system

Model	Volts	Amps	Watts	Hp	Capacitor
UP 15-35 SUC	230	0.50	114	0.15	2 μF/400 V

**Approvals**



**UP 15-35 SUC**

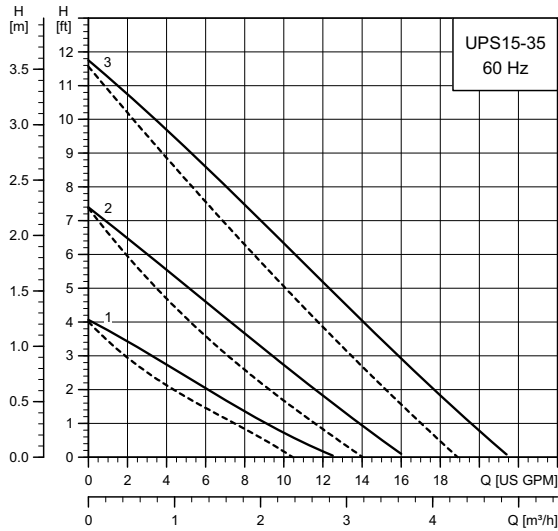


TM03 8777 2507

Model	Product number 230 V	Dimensions [inches (mm)]						Connection type and size	Shipping weight [lbs (kg)]
		A	B	C	D	E	F		
UP 15-35 SUC	59896785	5.88 (149)	5.06 (129)	4.13 (105)	3.44 (87)	2.94 (75)	-	GU 125	5.4 (2.5)

**Note:** Dimensions in inches unless otherwise noted.

### UPS 15-35 SUC/SFC



TM03 8850 4412

Flow range: 0 - 21.5 gpm (0 - 4.9 m<sup>3</sup>/h)  
 Head range: 0-12 ft (0 - 3.7 m)  
 Motors: 2-pole, single-phase  
 Max. liquid temperature: 165 °F (74 °C)  
 Min. liquid temperature: 36 °F (2 °C)  
 Max. system pressure: 145 psi (10 bar)

**Note:** If the UP pump is equipped with a timer, the maximum liquid temperature is 150 °F (66 °C).

Model	Speed	Volts	Amps	Watts	Hp	Capacitor
UPS 15-35 SUC/ SFC	3	115	0.95	110	0.15	10 µF/180 V
	2		0.75	84	0.11	
	1		0.55	61	0.08	

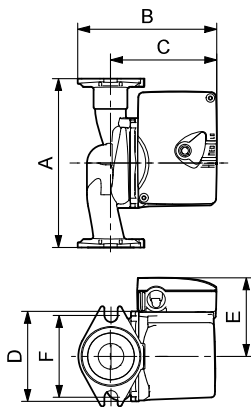
— Without check valve  
 - - - With check valve

#### Approvals



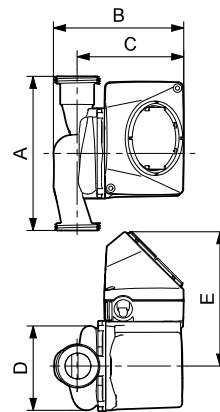
Drinking Water System Components  
 In Accordance with NSF/ANSI 372

UPS 15-35 SFC



TM03 8779 2507

UPS 15-35 SUC/TLC

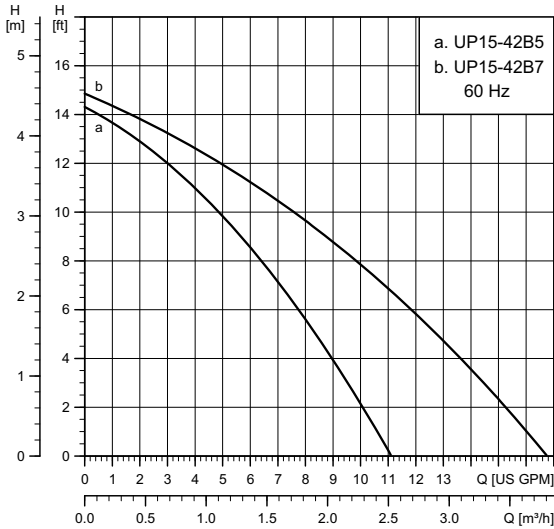


TM03 8778 2507

Model	Product number 115 V	Dimensions [inches (mm)]						Connection type and size	Shipping weight [lbs (kg)]
		A	B	C	D	E	F		
UPS 15-35 SFC	59896772	6.50 (165)	5.50 (140)	4.13 (105)	3.88 (99)	2.85 (72)	3.13 (80)	GF 15/26	6.0 (2.7)
UPS 15-35 SUC	59896778	5.88 (149)	5.06 (129)	4.13 (105)	3.44 (87)	2.85 (72)	-	GU 125	5.4 (2.5)
UPS 15-35 SUC/TLC	59896780	5.88 (149)	5.06 (129)	4.13 (105)	3.44 (87)	5.33 (135)	-	GU 125	6.2 (2.8)

**Note:** LC/TLC models have a 6 ft (1.8 m), 3-prong power cord.  
 Removable check valve.  
 Dimensions in inches unless otherwise noted.

### UP 15-42 B5/B7



TM03 8430 4412

Flow range: 0-17 gpm (0 - 3.9 m<sup>3</sup>/h)  
 Head range: 0-15 ft (0 - 4.6 m)  
 Motors: 2-pole, single-phase  
 Max. liquid temperature: 230 °F (110 °C)  
 Min. liquid temperature: 36 °F (2 °C)  
 Max. system pressure: 145 psi (10 bar)

**Note:** If the UP pump is equipped with a timer, the maximum liquid temperature is 150 °F (66 °C).

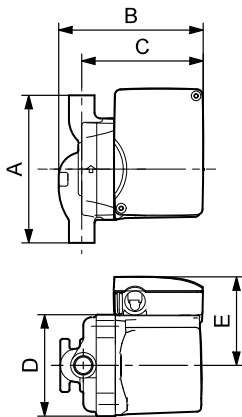
Model	Volts	Amps	Watts	Hp	Capacitor
UP 15-42 B5	115	0.74	85	1/25	10 μF/180 V
	230	0.41	95	1/25	2 μF/400 V
UP 15-42 B7	115	0.74	85	1/25	10 μF/180 V
	230	0.41	95	1/25	2 μF/400 V

#### Approvals



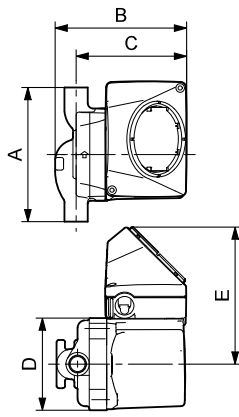
Drinking Water System Components  
In Accordance with NSF/ANSI 372

UP 15-42 B5/LC and B7



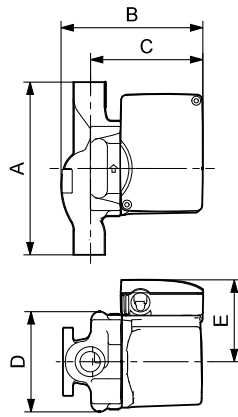
TM03 8545 1907

UP 15-42 B5/TLC



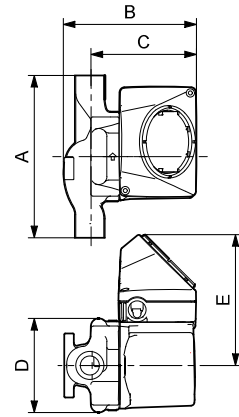
TM03 8546 1907

UP 15-42 B7/LC



TM03 8547 1907

UP 15-42 B7/TLC

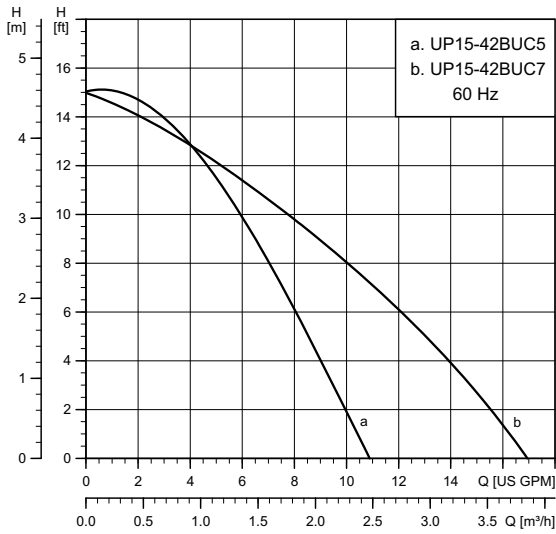


TM03 8548 1907

Model	Product number		Dimensions [inches (mm)]					Shipping weight [lbs (kg)]
	115 V	230 V	A	B	C	D	E	
UP 15-42 B5	59896145	59896142	5.31 (135)	5.00 (127)	4.13 (105)	3.50 (89)	2.85 (72)	13.2 (6.0)
UP 15-42 B5/LC	59896233	-	5.31 (135)	5.00 (127)	4.13 (105)	3.50 (89)	2.85 (72)	14.3 (6.5)
UP 15-42 B5/TLC	59896234	-	5.31 (135)	5.00 (127)	4.13 (105)	3.50 (89)	5.33 (135)	14.3 (6.5)
UP 15-42 B7	59896146	59896149	6.70 (170)	5.25 (133)	4.13 (105)	3.50 (89)	2.85 (72)	14.7 (6.7)
UP 15-42 B7/LC	59896235	-	6.70 (170)	5.25 (133)	4.13 (105)	3.50 (89)	2.85 (72)	15.8 (7.2)
UP 15-42 B7/TLC	59896236	-	6.70 (170)	5.25 (133)	4.13 (105)	3.50 (89)	5.33 (135)	15.8 (7.2)

**Note:** LC/TLC models have a 6 ft (1.8 m), 3-prong power cord.  
Dimensions in inches unless otherwise noted.

UP 15-42 BUC5/BUC7



TM03 8431 4412

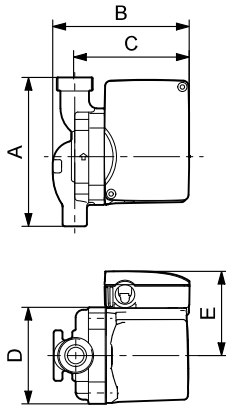
Flow range: 0-17 gpm (0 - 3.9 m<sup>3</sup>/h)  
 Head range: 0-15 ft (0 - 4.6 m)  
 Motors: 2-pole, single-phase  
 Max. liquid temperature: 205 °F (96 °C)  
 Min. liquid temperature: 36 °F (2 °C)  
 Max. system pressure: 145 psi (10 bar)

Model	Volts	Amps	Watts	Hp	Capacitor
UP 15-42 BUC5	115	0.74	85	1/25	10 µF/180 V
UP 15-42 BUC7	115	0.74	85	1/25	10 µF/180 V

Approvals

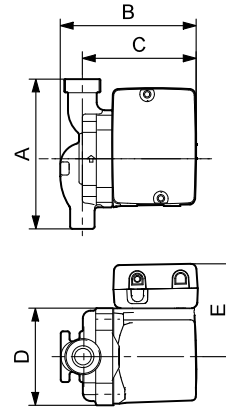


UP 15-42 BUC5



TM03 8549 1907

UP 15-42 BUC7



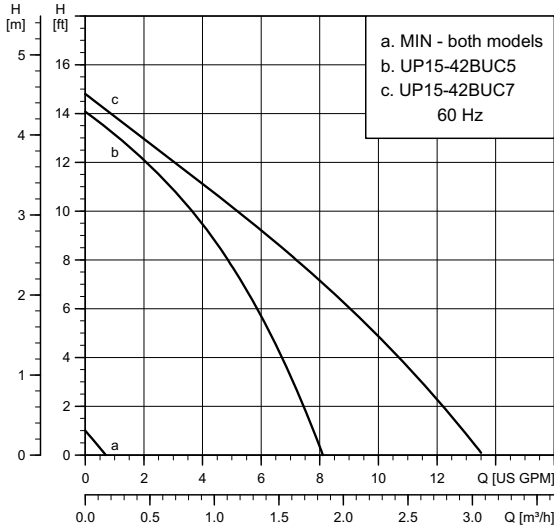
TM03 8755 2407

Model	Product number 115 V	Dimensions [inches (mm)]					Connection type and size	Shipping weight [lbs (kg)]
		A	B	C	D	E		
UP 15-42 BUC5	59896150	5.31 (135)	5.00 (127)	4.13 (105)	3.50 (89)	2.85 (72)	1/2" sweat	14.3 (6.5)
UP 15-42 BUC7	59896151	6.70 (170)	5.25 (133)	4.13 (105)	3.50 (89)	2.85 (72)	3/4" sweat	14.9 (6.8)

Note: Dimensions in inches unless otherwise noted.

# UP 15 MixiMizer™

## UP 15-42 BUC5/BUC7/MR



TM03 8839 4412

Flow range: 0 - 13.5 gpm (0 - 3.1 m<sup>3</sup>/h)  
 Head range: 0-15 ft (0 - 4.6 m)  
 Motors: 2-pole, single-phase  
 Max. liquid temperature: 205 °F (96 °C)  
 Min. liquid temperature: 36 °F (2 °C)  
 Max. system pressure: 145 psi (10 bar)

Model	Volts	Amps	Watts	Hp	Capacitor
UP 15-42 BUC5/MR	115	0.74	85	1/25	10 µF/180 V
UP 15-42 BUC7/MR	115	0.74	85	1/25	10 µF/180 V

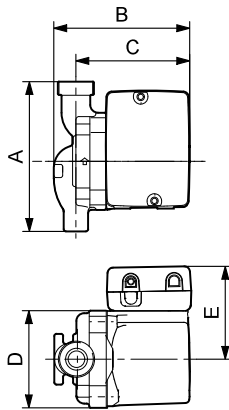
### Approvals



### MixiMizer™ models include the following features:

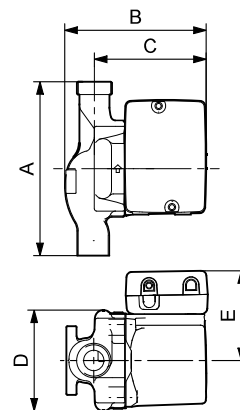
- Two water-temperature sensors (supply and return pipe) prewired, 8 ft (2.4 m) each
- one prewired 6-ft (1.8 m) line cord
- one outdoor air-temperature sensor
- optional zone control input
- optional boiler On/Off output.

UP 15-42 BUC5/MR



TM03 8755 2407

UP 15-42 BUC7/MR

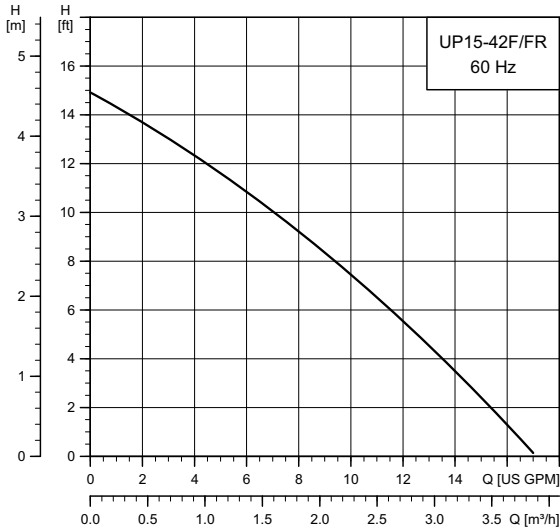


TM03 8756 2407

Model	Product number 115 V	Dimensions [inches (mm)]					Connection type and size	Shipping weight [lbs (kg)]
		A	B	C	D	E		
UP 15-42 BUC5/MR	59896805	5.31 (135)	5.00 (127)	4.13 (105)	3.50 (89)	3.33 (84)	1/2" sweat	14.3 (6.5)
UP 15-42 BUC7/MR	59896806	6.70 (170)	5.25 (133)	4.13 (105)	3.50 (89)	3.33 (84)	3/4" sweat	14.9 (6.8)

Note: Dimensions in inches unless otherwise noted.

UP 15-42 F/FR



TM03 5633 4412

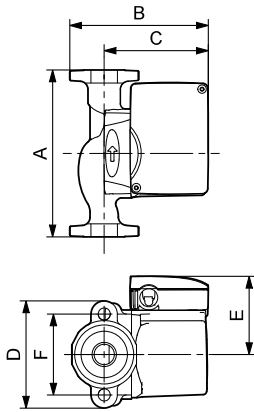
Flow range: 0-17 gpm (0 - 3.9 m<sup>3</sup>/h)  
 Head range: 0-15 ft (0 - 4.6 m)  
 Motors: 2-pole, single-phase  
 Max. liquid temperature: 230 °F (110 °C)  
 Min. liquid temperature: 36 °F (2 °C)  
 Max. system pressure: 145 psi (10 bar)  
 Closed system

Model	Volts	Amps	Watts	Hp	Capacitor
UP 15-42 F/FR	115	0.74	85	1/25	10 μF/180 V
	230	0.43	95	1/25	2 μF/400 V

Approvals

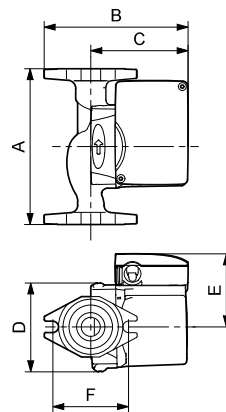


UP 15-42 F



TM03 8526 1907

UP 15-42 FR

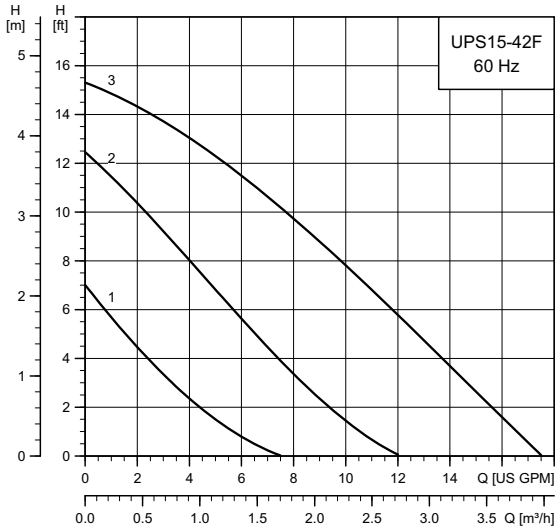


TM03 8527 1907

Model	Product number		Dimensions [inches (mm)]						Connection type and size	Shipping weight [lbs (kg)]
	115 V	230 V	A	B	C	D	E	F		
UP 15-42 F	59896155	59896173	6.50 (165)	5.25 (133)	4.00 (102)	4.19 (106)	3.25 (83)	3.16 (80)	GF 15/26 flange	7.3 (3.3)
UP 15-42 FR	59896167	59896274	6.50 (165)	5.94 (151)	4.00 (102)	3.75 (95)	3.25 (83)	3.16 (80)	(2) 1/2" dia. bolt holes	

Note: Dimensions in inches unless otherwise noted.

**UPS 15-42 F**



TM03 5574 4412

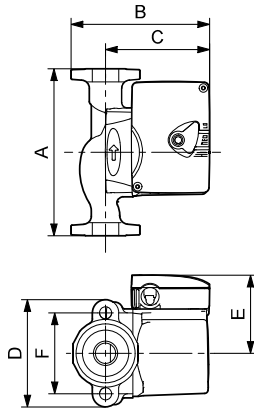
Flow range: 0 - 17.5 gpm (0 - 4.0 m<sup>3</sup>/h)  
 Head range: 0 - 15.5 ft (0 - 4.7 m)  
 Motors: 2-pole, single-phase  
 Max. liquid temperature: 230 °F (110 °C)  
 Min. liquid temperature: 36 °F (2 °C)  
 Max. system pressure: 145 psi (10 bar)

Model	Speed	Volts	Amps	Watts	Hp	Capacitor
UPS 15-42 F	3	230	0.41	92	1/25	2 μF/400 V
	2		0.19	40		
	1		0.14	30		

**Approvals**



**UPS 15-42 F**



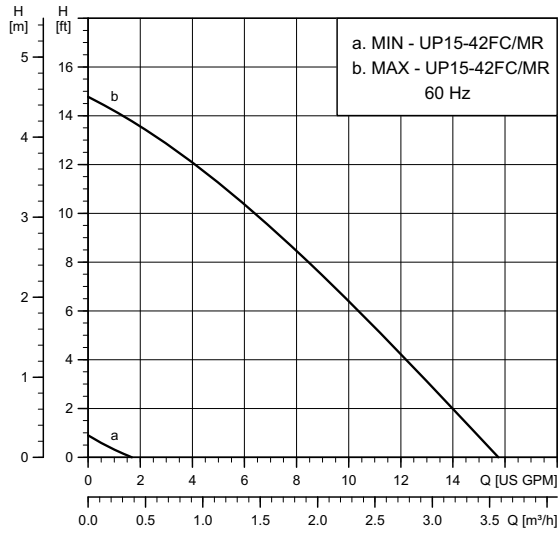
TM03 8757 2407

Model	Product number		Dimensions [inches (mm)]						Connection type and size	Shipping weight [lbs (kg)]
	115 V	230 V	A	B	C	D	E	F		
UPS 15-42 F	-	59896180	6.5 (165)	5.25 (133)	4.00 (102)	4.19 (106)	3.25 (83)	3.16 (80)	GF 15/26 flange (2) 1/2" dia. bolt holes	7.3 (3.3)

**Note:** Dimensions in inches unless otherwise noted.

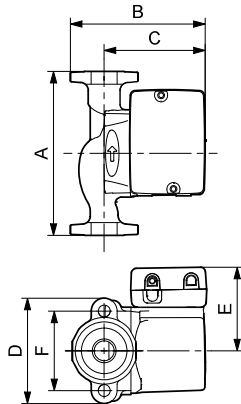
## UP 15 MixiMizer™

## UP 15-42 FC/MR



TM03 8838 4412

UP 15-42 FC/MR



TM03 8528 1907

Flow range:	0-16 gpm (0 - 3.6 m <sup>3</sup> /h)
Head range:	0-15 ft (0 - 4.6 m)
Motors:	2-pole, single-phase
Max. liquid temperature:	205 °F (96 °C)
Min. liquid temperature:	36 °F (2 °C)
Max. system pressure:	145 psi (10 bar)

Model	Volts	Amps	Watts	Hp	Capacitor
UP 15-42 FC/MR	115	0.74	85	1/25	10 μF/180 V

## Approvals



## MixiMizer™ models include the following features:

- Two water-temperature sensors (supply and return pipe) prewired, 8 ft (2.4 m) each
- one prewired 6 ft (1.8 m) line cord
- one outdoor air-temperature sensor
- optional zone control input
- optional boiler On/Off output.

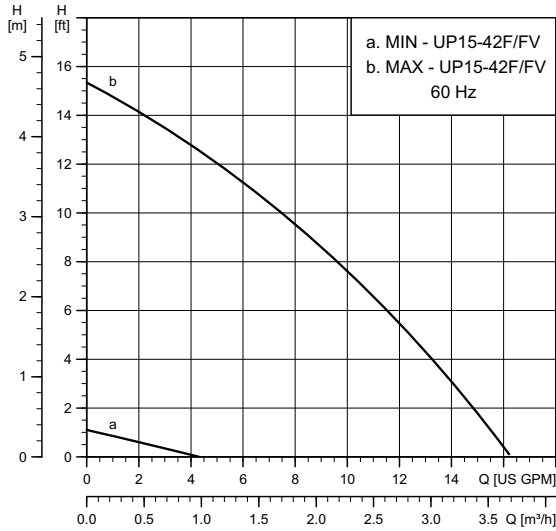
Model	Product number 115 V	Dimensions [inches (mm)]						Connection type and size	Shipping weight [lbs (kg)]
		A	B	C	D	E	F		
UP 15-42 FC/MR	59896804	6.50 (165)	5.25 (133)	4.00 (102)	4.19 (106)	3.25 (83)	3.16 (80)	GF 15/26 flange (2) 1/2" dia. bolt holes	7.5 (3.4)

Note: Dimensions in inches unless otherwise noted.



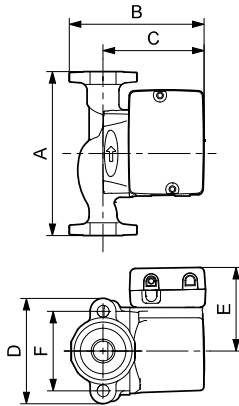
## UP variable speed

### UP 15-42 F/VS



TM03 8840 4412

UP 15-42 F/VS



TM03 8528 1907

Flow range: 0-16 gpm (0 - 3.6 m<sup>3</sup>/h)  
 Head range: 0 - 15.5 ft (0 - 4.7 m)  
 Motors: 2-pole, single-phase  
 Max. liquid temperature: 205 °F (96 °C)  
 Min. liquid temperature: 36 °F (2 °C)  
 Max. system pressure: 145 psi (10 bar)

Model	Volts	Amps	Watts	Hp	Capacitor
UP 15-42 F/FV	115	0.74	85	1/25	10 μF/180 V

#### Approvals



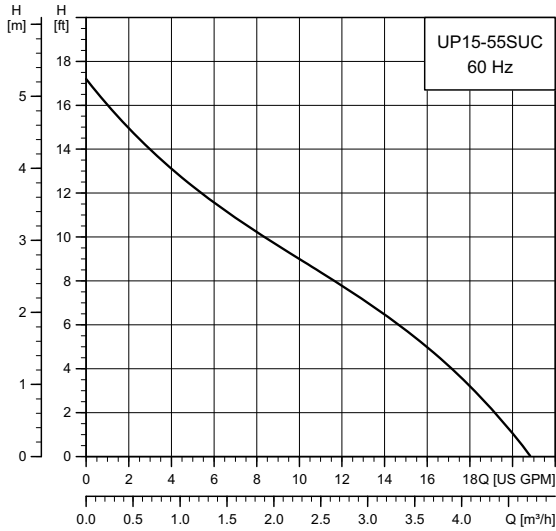
#### Variable speed models include the following features:

- Three speed-control options:
  1. Manual
  2. Voltage: 0-10 V(DC) or 2-10 V(DC)
  3. Current: 0-20 mA or 4-20 mA
- DIP switch control selection
- pump exercising
- manual offset dial
- performance indicator LED's.

Model	Product number 115 V	Dimensions [inches (mm)]						Connection type and size	Shipping weight [lbs (kg)]
		A	B	C	D	E	F		
UP 15-42 F/VS	59896807	6.50 (165)	5.25 (133)	4.00 (102)	4.19 (106)	3.25 (83)	3.16 (80)	GF 15/26 flange (2) 1/2" dia. bolt holes	7.5 (3.4)

Note: Dimensions in inches unless otherwise noted.

## UP 15-55 SUC



TM03 8845 4412

Flow range: 0 - 21.5 gpm (0 - 4.9 m<sup>3</sup>/h)  
 Head range: 0-17 ft (0 - 5.2 m)  
 Motors: 2-pole, single-phase  
 Max. liquid temperature: 230 °F (110 °C)  
 Min. liquid temperature: 36 °F (2 °C)  
 Max. system pressure: 145 psi (10 bar)  
 Closed system

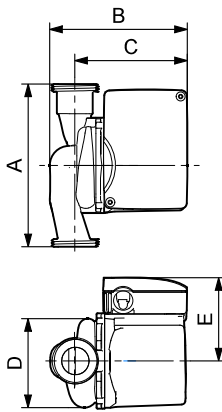
Model	Volts	Amps	Watts	Hp	Capacitor
UP 15-55 SUC	230	0.42	97	0.13	2 μF/400 V

## Approvals



Drinking Water System Components  
 In Accordance with NSF/ANSI 372

UP 15-55 SUC

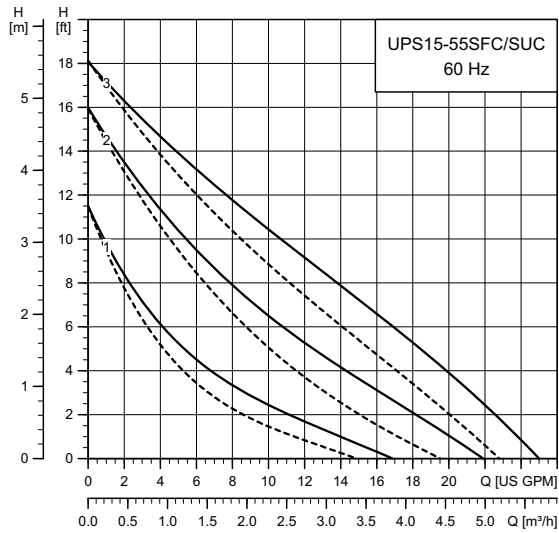


TM03 8777 2507

Model	Product number		Dimensions [inches (mm)]						Connection type and size	Shipping weight [lbs (kg)]
	115 V	230 V	A	B	C	D	E	F		
UP 15-55 SUC	-	59896786	5.88 (149)	5.06 (129)	4.13 (105)	3.44 (87)	2.94 (75)	5.88 (149)	GU 125	5.4 (2.5)

Note: Dimensions in inches unless otherwise noted.

### UPS 15-55 SFC/SUC/TLC



TM03 8849 4412

Flow range: 0-25 gpm (0 - 5.7 m<sup>3</sup>/h)  
 Head range: 0-18 ft (0 - 5.5 m)  
 Motors: 2-pole, single-phase  
 Max. liquid temperature: 230 °F (110 °C)  
 Min. liquid temperature: 36 °F (2 °C)  
 Max. system pressure: 145 psi (10 bar)

**Note:** If the UP pump is equipped with a timer, the maximum liquid temperature is 150 °F (66 °C).

Model	Speed	Volts	Amps	Watts	Hp	Capacitor
UPS 15-55 SFC	3	115	0.75	87	0.12	10 µF/180 V
	2		0.69	77	0.1	
	1		0.53	58	0.08	
UPS 15-55 SUC	3	115	0.69	87	0.12	
	2		0.66	74	0.1	
	1		0.31	56	0.08	

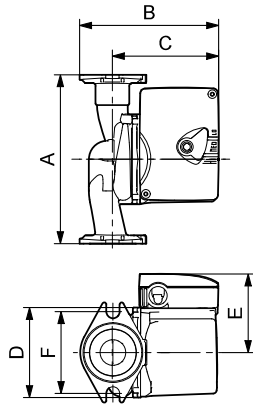
— Without check valve  
 - - - With check valve

#### Approvals



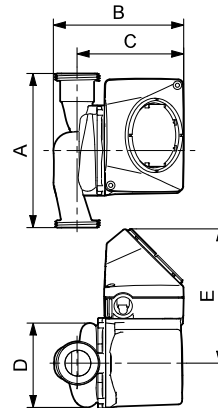
Drinking Water System Components  
 In Accordance with NSF/ANSI 372

UPS 15-55 SFC



TM03 8779 2507

UPS 15-55 SUC/TLC



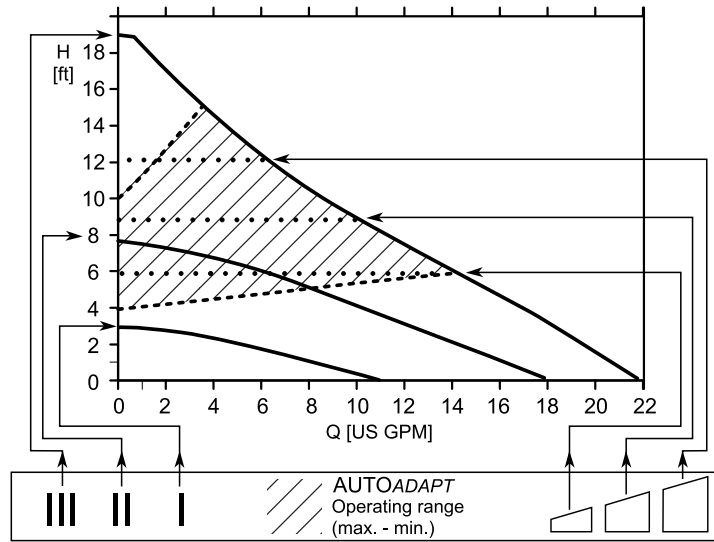
TM03 8778 2507

Model	Product number 115 V	Dimensions [inches (mm)]						Connection type and size	Shipping weight [lbs (kg)]
		A	B	C	D	E	F		
UPS 15-55 SFC	59896773	6.50 (165)	5.50 (140)	4.13 (105)	3.88 (99)	2.94 (75)	3.13 (80)	GF 15/26	13.2 (6.0)
UPS 15-55 SUC	59896781	5.88 (149)	5.06 (129)	4.13 (105)	3.44 (87)	2.94 (75)	-	GU 125	11.9 (5.4)
UPS 15-55 SUC/TLC	59896783	5.88 (149)	5.06 (129)	4.13 (105)	3.44 (87)	2.94 (75)	-	GU 125	13.6 (6.2)

**Note:** LC/TLC models have a 6 ft (1.8 m), 3-prong power cord.  
 Removable check valve.  
 Dimensions in inches unless otherwise noted.

## UP 15 ALPHA

## Performance\* and operating mode selection



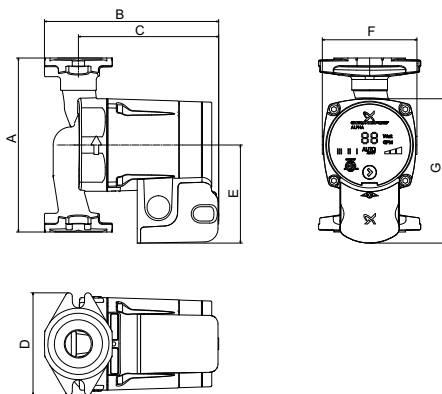
TM04 6025 0611

Pos.	Description
	<ul style="list-style-type: none"> <li>• Push-button for selection of pump setting</li> <li>• Every time the push-button is pressed, the circulator pump setting is changed.</li> </ul>
III	<p><b>High, fixed speed</b></p> <ul style="list-style-type: none"> <li>• Runs at a constant speed and consequently on a constant curve. In Speed III, the pump is set on the maximum curve under all operating conditions. Quick vent of the pump can be obtained by setting the pump to Speed III for a short period.</li> </ul>
II	<p><b>Medium, fixed speed</b></p> <ul style="list-style-type: none"> <li>• Runs at a constant speed and consequently on a constant curve. In Speed II, the pump is set on the medium curve under all operating conditions.</li> </ul>
I	<p><b>Low, fixed speed</b></p> <ul style="list-style-type: none"> <li>• Runs at a constant speed and consequently on a constant curve. In Speed I, the pump is set on the minimum curve under all operating conditions.</li> </ul>

Pos.	Description
	<p><b>Constant pressure I</b></p> <ul style="list-style-type: none"> <li>• The duty point of the pump will move left and right along the lowest constant-pressure curve depending on the water demand in the system. The pump head (pressure) is kept constant, irrespective of the water demand.</li> </ul>
	<p><b>Constant pressure II</b></p> <ul style="list-style-type: none"> <li>• The duty point of the pump will move left and right along the middle constant-pressure curve depending on the water demand in the system. The pump head (pressure) is kept constant, irrespective of the water demand.</li> </ul>
	<p><b>Constant pressure III</b></p> <ul style="list-style-type: none"> <li>• The duty point of the pump will move left and right along the highest constant-pressure curve depending on the water demand in the system. The pump head (pressure) is kept constant, irrespective of the water demand.</li> </ul>
	<p><b>AUTO ADAPT™ (factory setting)</b></p> <ul style="list-style-type: none"> <li>• This function controls the pump performance automatically within the defined performance range, automatically adjusting the pump performance to system demands over time.</li> </ul>

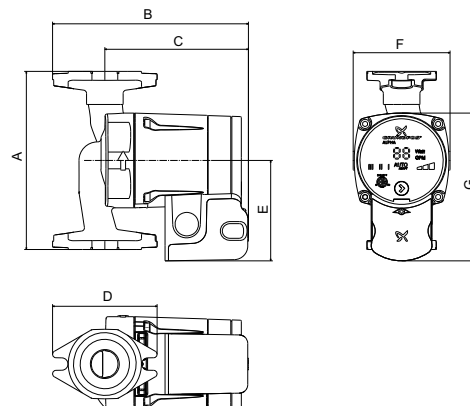
\* Hydraulic performance without check valve.

ALPHA 15-55 terminal box



TM04 9773 0111

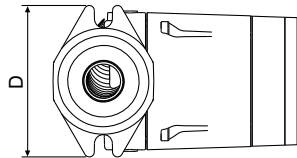
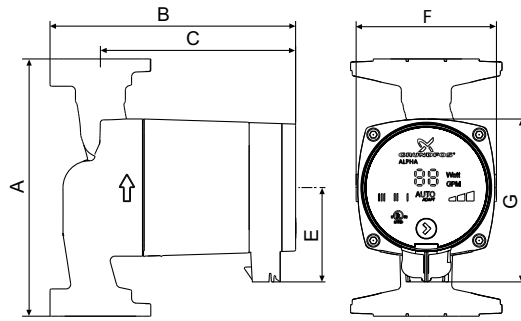
ALPHA 15-55 FR terminal box



TM04 9774 0111

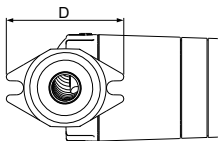
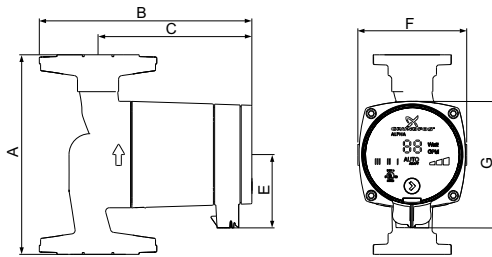
# UP 15 ALPHA

ALPHA 15-55 line cord



TM04 6012 4709

ALPHA 15-55 FR line cord



TM04 6013 4709

Flow range: 0 - 21.5 gpm (0 - 4.9 m<sup>3</sup>/h)  
 Head range: 0-17 ft (0 - 5.2 m)  
 Motors: 2-pole, single-phase  
 Max. liquid temperature: 230 °F (110 °C)  
 Min. liquid temperature: 36 °F (2 °C)  
 Max. system pressure: 150 psi (10 bar)  
 Closed (F, FR) and open systems (SF)

Model	Volts	Amps	Watts	Hp	Capacitor
ALPHA 15-55	115	0.65	5 to 45	0.06	-

### Approximate power usage

Speed setting		Min. [W]	Max. [W]
High, fixed speed	III	39	45
Medium, fixed speed	II	15	30
Low, fixed speed	I	5	8
Constant pressure		8	45
Constant pressure		14	45
Constant pressure		22	45
AUTO <sub>ADAPT</sub> <sup>TM</sup>		5	45

### Approvals



Canadian EMC Standard: ICES-003  
 This Class B digital apparatus complies with Canadian ICES-003.

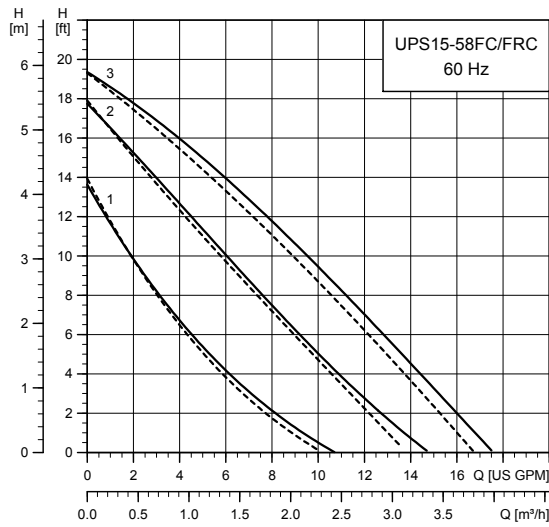


Drinking Water System Components  
 In Accordance with NSF/ANSI 372

Model	Product number	Dimensions [inches (mm)]							Connection type and size	Shipping weight [lbs (kg)]
		A	B	C	D	E	F	G		
ALPHA 15-55 F	59896877	6.50 (165)	6.50 (165)	5.25 (133)	3.82 (97)	3.69 (94)	3.56 (90)	5.38 (137)	GF 15/26 (2) 1/2" dia. bolt holes	7.2 (15.8)
ALPHA 15-55 FR	59896878	6.50 (165)	7.19 (183)	5.25 (133)	3.82 (97)	3.69 (94)	3.56 (90)	5.38 (137)		7.1 (15.6)
ALPHA 15-55 SF	59896879	6.50 (165)	6.50 (165)	5.25 (133)	3.82 (97)	3.69 (94)	3.56 (90)	5.38 (137)		6.1 (13.4)
ALPHA 15-55 F/LC	59896832	6.50 (165)	6.50 (165)	4.94 (125)	4.00 (102)	2.50 (64)	3.44 (87)	4.13 (105)	GF 15/26 (2) 1/2" dia. bolt holes	7.5 (16.5)
ALPHA 15-55 FR/LC	59896833	6.50 (165)	7.00 (178)	4.94 (125)	4.00 (102)	2.50 (64)	3.44 (87)	4.13 (105)		7.3 (16.1)
ALPHA 15-55 SF/LC	59896834	6.50 (165)	6.50 (165)	4.94 (125)	4.00 (102)	2.50 (64)	3.44 (87)	4.13 (105)		6.3 (13.8)

**Note:** Dimensions in inches unless otherwise noted.  
 LC models have a 6 ft (1.8 m), 3-prong power cord.

## UPS 15-58 FC/FRC



TM03 5635 4412

Flow range:	0-17 gpm (0 - 3.9 m <sup>3</sup> /h)
Head range:	0 - 19.5 ft (0 - 5.9 m)
Motors:	2-pole, single-phase
Max. liquid temperature:	230 °F (110 °C)
Min. liquid temperature:	36 °F (2 °C)
Max. system pressure:	145 psi (10 bar)

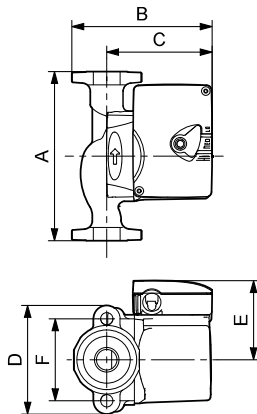
Model	Speed	Volts	Amps	Watts	Hp	Capacitor
UPS 15-58 FC/ FRC	3	115	0.75	87	1/25	10 μF/180 V
	2		0.66	80	1/25	
	1		0.55	60	1/25	

— Without check valve  
- - - With check valve

## Approvals

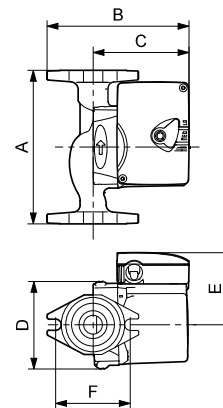


UPS 15-58 FC



TM03 8757 2407

UPS 15-58 FRC

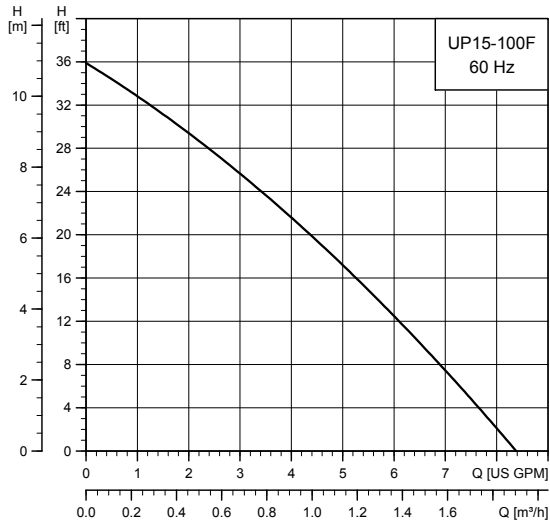


TM03 8531 1907

Model	Product number 115 V	Dimensions [inches (mm)]						Connection type and size	Shipping weight [lbs (kg)]
		A	B	C	D	E	F		
UPS 15-58 FC	59896341	6.50 (165)	5.25 (133)	4.00 (102)	4.19 (106)	3.00 (76)	3.16 (80)	GF 15/26 flange (2) 1/2" dia. bolt holes	7.3 (3.3)
UPS 15-58 FRC	59896343	6.50 (165)	5.25 (133)	4.00 (102)	4.19 (106)	3.00 (76)	3.16 (80)	GF 15/26 flange (2) 1/2" dia. bolt holes	7.3 (3.3)

**Note:** The check valve can be removed.  
Dimensions in inches unless otherwise noted.

**UP 15-100 F**



TM03 5534 4412

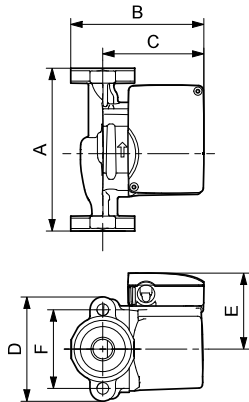
Flow range: 0 - 8.4 gpm (0 - 1.9 m<sup>3</sup>/h)  
 Head range: 0-36 ft (0 - 11.0 m)  
 Motors: 2-pole, single-phase  
 Max. liquid temperature: 205 °F (96 °C)  
 Min. liquid temperature: 36 °F (2 °C)  
 Max. system pressure: 145 psi (10 bar)  
 Closed system

Model	Volts	Amps	Watts	Hp	Capacitor
UP 15-100 F	115	1.1	135	1/25	12 μF/170 V

**Approvals**



**UP 15-100 F**

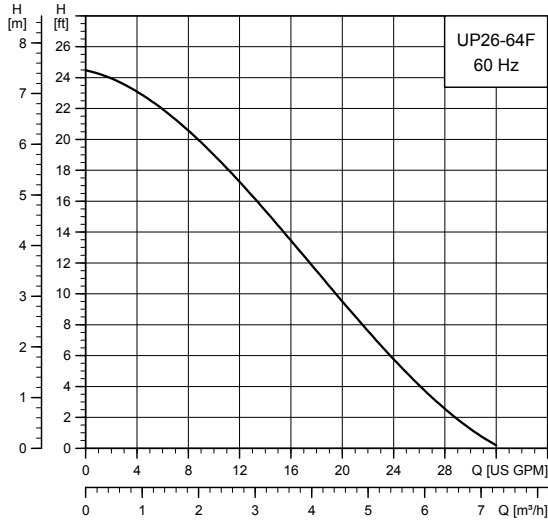


TM03 8530 1907

Model	Product number 115 V	Dimensions [inches (mm)]						Connection type and size	Shipping weight [lbs (kg)]
		A	B	C	D	E	F		
UP 15-100 F	59896300	6.50 (165)	5.25 (133)	4.00 (102)	4.19 (106)	3.25 (83)	3.16 (80)	GF 15/26 flange (2) 1/2" dia. bolt holes	7.3 (3.3)

**Note:** Dimensions in inches unless otherwise noted.

UP 26-64 F



TM03 5536 4412

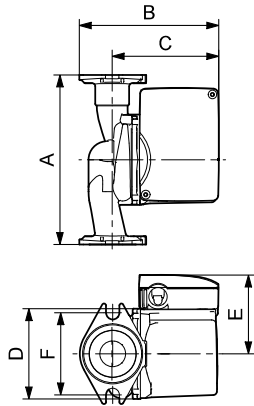
Flow range: 0-32 gpm (0 - 7.3 m³/h)  
 Head range: 0 - 24.5 ft (0 - 5.7 m)  
 Motors: 2-pole, single-phase  
 Max. liquid temperature: 230 °F (110 °C)  
 Min. liquid temperature: 36 °F (2 °C)  
 Max. system pressure: 145 psi (10 bar)  
 Closed system

Model	Volts	Amps	Watts	Hp	Capacitor
UP 26-64 F	115	1.7	185	1/12	8 µF/180 V
	230	0.8	175	1/12	2.5 µF/380 V

Approvals



UP 26-64 F



TM03 8776 2507

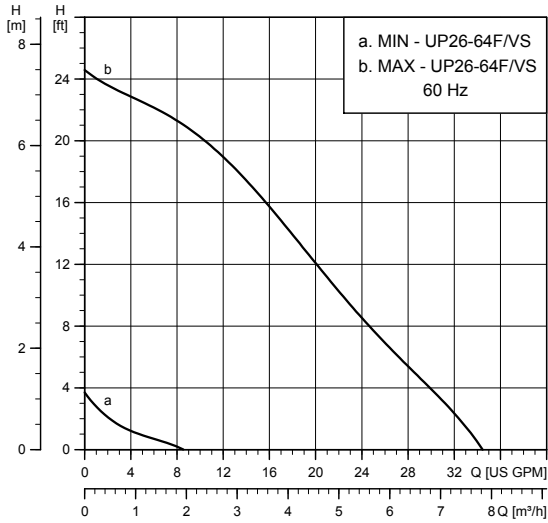
Model	Product number		Dimensions [inches (mm)]						Connection type and size	Shipping weight [lbs (kg)]
	115 V	230 V	A	B	C	D	E	F		
UP 26-64 F	52722330	52722327	6.50 (165)	6.38 (162)	5.06 (129)	4.13 (105)	3.50 (89)	3.16 (80)	GF 15/26 flange (2) 1/2" dia. bolt holes	11 1/4 (5.1)

Note: Dimensions in inches unless otherwise noted.



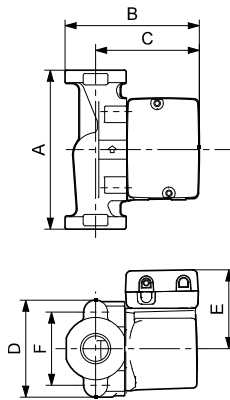
# UP 26 variable speed

## UP 26-64 F/VS



TM03 8841 4412

UP 26-64 F/VS



TM03 8633 1907

Flow range: 0-34 gpm (0 - 7.7 m<sup>3</sup>/h)  
 Head range: 0 - 24.5 ft (0 - 7.5 m)  
 Motors: 2-pole, single-phase  
 Max. liquid temperature: 195 °F (91 °C)  
 Min. liquid temperature: 36 °F (2 °C)  
 Max. system pressure: 145 psi (10 bar)

Model	Volts	Amps	Watts	Hp	Capacitor
UP 26-64 F/VS	115	1.7	185	1/12	8 μF/180 V

### Approvals



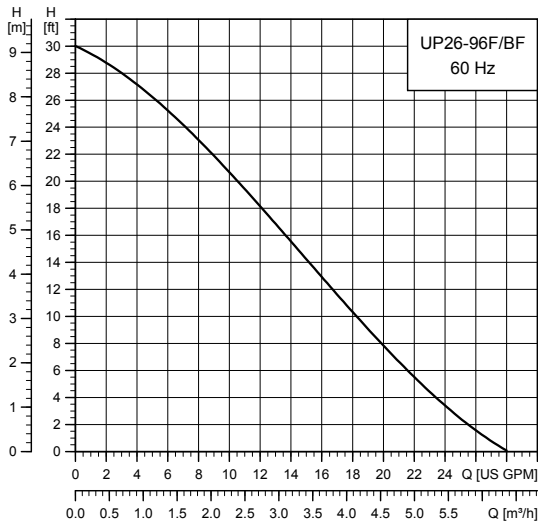
### Variable speed models include the following features:

- Three speed-control options:
  1. Manual
  2. Voltage: 0-10 V(DC) or 2-10 V(DC)
  3. Current: 0-20 mA or 4-20 mA
- DIP switch control selection
- pump exercising
- manual offset dial
- performance indicator LEDs.

Model	Product number 115 V	Dimensions [inches (mm)]						Connection type and size	Shipping weight [lbs (kg)]
		A	B	C	D	E	F		
UP 26-64 F/VS	52722553	6.50 (165)	6.38 (162)	5.06 (129)	4.13 (105)	3.50 (89)	3.16 (80)	GF 15/26 flange (2) 1/2" dia. bolt holes	11.3 (5.1)

Note: Dimensions in inches unless otherwise noted.

UP 26-96 F/BF



TM03 5556 4412

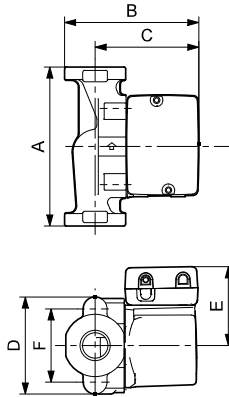
Flow range: 0-28 gpm (0 - 6.4 m<sup>3</sup>/h)  
 Head range: 0-30 ft (0 - 9.1 m)  
 Motors: 2-pole, single-phase  
 Max. liquid temperature: 230 °F (110 °C)  
 Min. liquid temperature: 36 °F (2 °C)  
 Max. system pressure: 145 psi (10 bar)  
 Closed system (F) and open system (BF)

Model	Volts	Amps	Watts	Hp	Capacitor
UP 26-96 F/BF	115	1.7	205	1/12	10 μF/180 V
	230	0.8	205	1/12	2.5 μF/380 V

Approvals

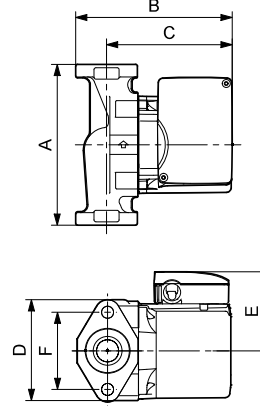


UP 26-96 F



TM03 8533 1907

UP 26-96 BF



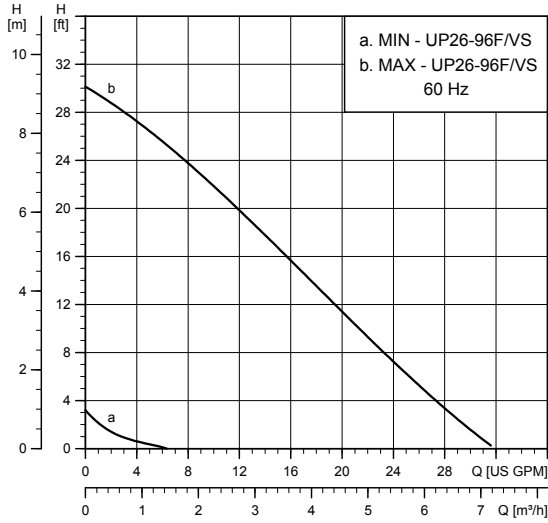
TM03 8543 1907

Model	Product number		Dimensions [inches (mm)]						Connection type and size	Shipping weight [lbs (kg)]
	115 V	230 V	A	B	C	D	E	F		
UP 26-96 F	52722341	52722338	6.50 (165)	6.38 (162)	5.06 (129)	4.13 (105)	3.50 (89)	3.16 (80)	GF 15/26 flange (2) 1/2" dia. bolt holes	11.3 (5.1)
UP 26-96 BF	52722336	52722334	6.50 (165)	6.38 (162)	5.06 (129)	4.13 (105)	3.50 (89)	3.16 (80)	GF 15/26 flange (2) 1/2" dia. bolt holes	12.5 (5.7)

Note: Dimensions in inches unless otherwise noted.

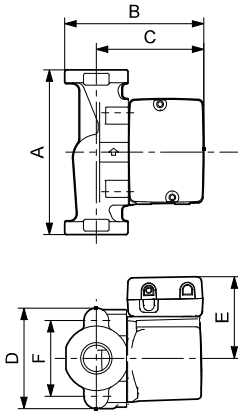
# UP 26 variable speed

## UP 26-96 F/VS



TM03 8842 4412

UP 26-96 F/VS



TM03 8533 1907

Flow range: 0-28 gpm (0 - 6.4 m<sup>3</sup>/h)  
 Head range: 0-30 ft (0 - 9.1 m)  
 Motors: 2-pole, single-phase  
 Max. liquid temperature: 195 °F (91 °C)  
 Min. liquid temperature: 36 °F (2 °C)  
 Max. system pressure: 145 psi (10 bar)

Model	Volts	Amps	Watts	Hp	Capacitor
UP 26-96 F/VS	115	1.7	205	1/12	10 μF/180 V

### Approvals



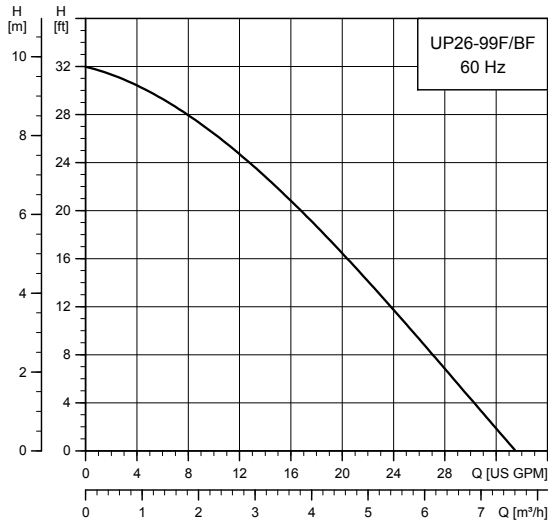
### Variable speed models include the following features:

- Three speed-control options:
  1. Manual
  2. Voltage: 0-10 V(DC) or 2-10 V(DC)
  3. Current: 0-20 mA or 4-20 mA
- DIP switch control selection
- pump exercising
- manual offset dial
- performance indicator LEDs.

Model	Product number 115 V	Dimensions [inches (mm)]						Connection type and size	Shipping weight [lbs (kg)]
		A	B	C	D	E	F		
UP 26-96 F/VS	52722552	6.50 (165)	6.38 (162)	5.06 (129)	4.13 (105)	3.50 (89)	3.16 (80)	GF 15/26 flange (2) 1/2" dia. bolt holes	11.3 (5.1)

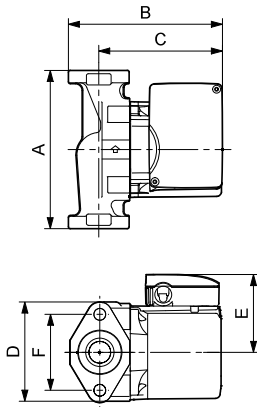
Note: Dimensions in inches unless otherwise noted.

## UP 26-99 F/BF



TM03 5557 4412

UP 26-99 F/BF



TM03 8543 2407

Flow range:	0-34 gpm (0 - 7.7 m <sup>3</sup> /h)
Head range:	0-32 ft (0 - 9.8 m)
Motors:	2-pole, single-phase
Max. liquid temperature:	230 °F (110 °C)
Min. liquid temperature:	36 °F (2 °C)
Max. system pressure:	145 psi (10 bar)
Closed system (F) and open system (BF)	

Model	Volts	Amps	Watts	Hp	Capacitor
UP 26-99 F/BF	115	2.15	245	1/6	10 μF/180 V
	230	1.07	245	1/6	2.5 μF/380 V

## Approvals



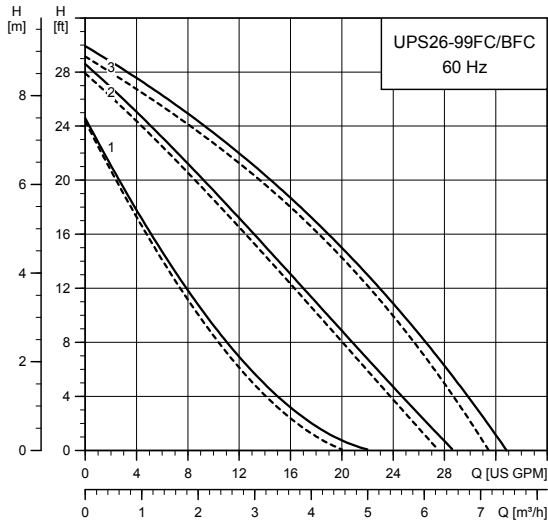
UP 26-99 F/BF

UP 26-99 BF

Model	Product number		Dimensions [inches (mm)]						Connection type and size	Shipping weight [lbs (kg)]
	115 V	230 V	A	B	C	D	E	F		
UP 26-99 F	52722355	52722351	6.50 (165)	6.38 (162)	5.06 (129)	4.13 (105)	3.50 (89)	3.16 (80)	GF 15/26 flange (2) 1/2" dia. bolt holes	12.5 (5.7)
UP 26-99 BF	52722347	52722346	6.50 (165)	6.38 (162)	5.06 (129)	4.13 (105)	3.50 (89)	3.16 (80)	GF 15/26 flange (2) 1/2" dia. bolt holes	12.5 (5.7)

Note: Dimensions in inches unless otherwise noted.

### UPS 26-99 FC/BFC



Flow range: 0-33 gpm (0 - 7.5 m<sup>3</sup>/h)  
 Head range: 0-29 ft (0 - 8.8 m)  
 Motors: 2-pole, single-phase  
 Max. liquid temperature: 230 °F (110 °C)  
 Min. liquid temperature: 36 °F (2 °C)  
 Max. system pressure: 145 psi (10 bar)

Model	Speed	Volts	Amps	Watts	Hp	Capacitor
UPS 26-99 FC	3	115	1.8	197	1/6	20 μF/180 V
	2		1.5	179	1/6	20 μF/180 V
	1		1.3	150	1/6	20 μF/180 V
UPS 26-99 FC/BFC	3	230	0.9	196	1/6	5 μF/400 V
	2		0.8	179	1/6	5 μF/400 V
	1		0.7	150	1/6	5 μF/400 V

— Without check valve  
 - - - With check valve

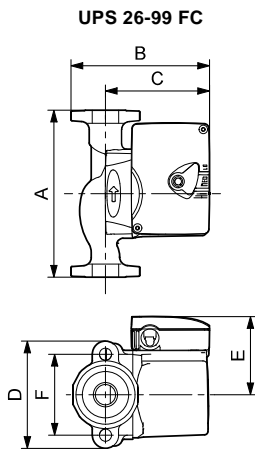
#### Approvals



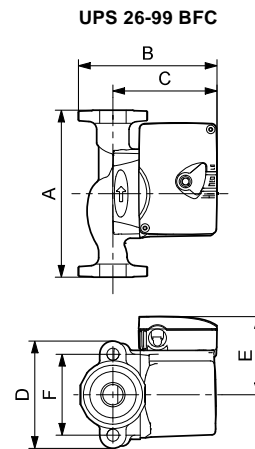
UP 26-99 BFC



Drinking Water System Components  
 In Accordance with NSF/ANSI 372



TM03 8757 2407

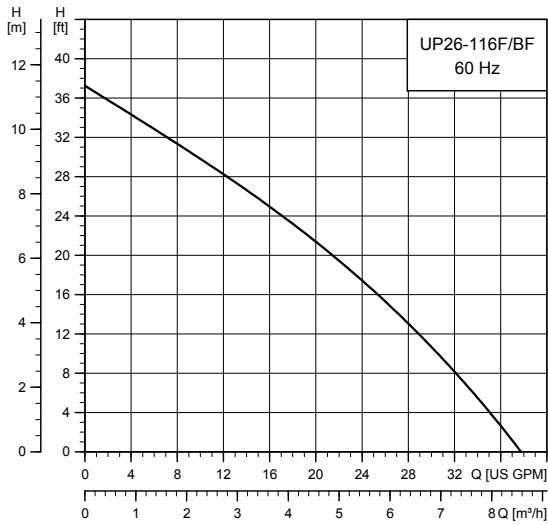


TM03 8757 2407

Model	Product number		Dimensions [inches (mm)]						Connection type and size	Shipping weight [lbs (kg)]
	115 V	230 V	A	B	C	D	E	F		
UPS 26-99 FC	52722512	52722513	6.50 (165)	6.00 (152)	4.88 (124)	3.50 (89)	3.44 (87)	3.16 (80)	GF 15/26 flange (2) 1/2" dia. bolt holes	10.3 (4.7)
UPS 26-99 BFC	52722518	52722519	6.50 (165)	6.00 (152)	4.88 (124)	3.50 (89)	3.44 (87)	3.16 (80)	GF 15/26 flange (2) 1/2" dia. bolt holes	10.3 (4.7)

**Note:** The check valve can be removed.  
 Dimensions in inches unless otherwise noted.

UP 26-116 F/BF



TM03 5577 4412

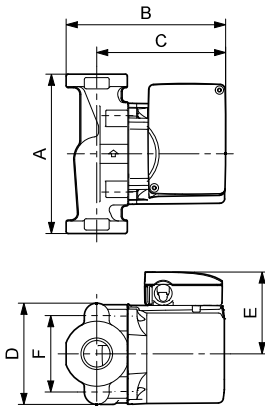
Flow range: 0-37 gpm (0 - 8.4 m<sup>3</sup>/h)  
 Head range: 0-37 ft (0 - 11.3 m)  
 Motors: 2-pole, single-phase  
 Max. liquid temperature: 150 °F (65 °C)  
 Min. liquid temperature: 32 °F (0 °C)  
 Max. system pressure: 145 psi (10 bar)  
 Closed system (F) and open system (BF)

Model	Volts	Amps	Watts	Hp	Capacitor
UP 26-116 F/BF	230	1.8	385	1/6	2.5 μF/380 V

Approvals

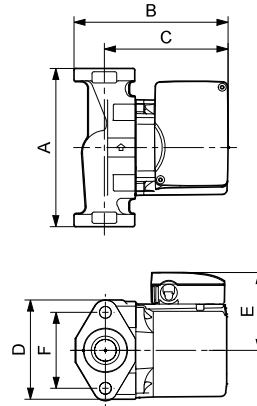


UP 26-116 F



TM03 8758 2407

UP 26-116 BF

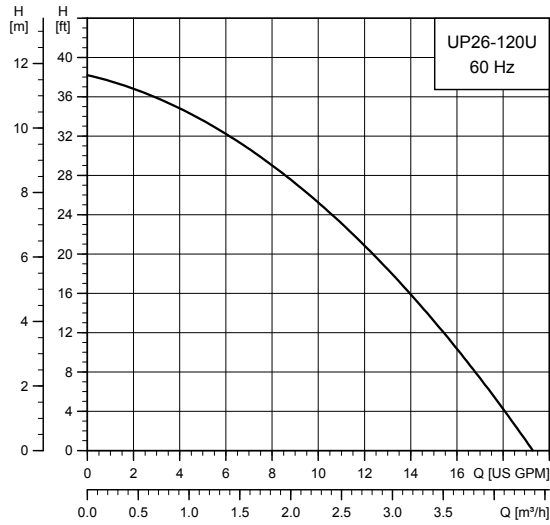


TM03 8543 1907

Model	Product number	Dimensions [inches (mm)]						Connection type and size	Shipping weight [lbs (kg)]
		A	B	C	D	E	F		
UP 26-116 F	52722377	6.50 (165)	6.38 (162)	5.06 (129)	4.13 (105)	3.50 (89)	3.16 (80)	GF 15/26 flange (2) 1/2" dia. bolt holes	12.5 (5.7)
UP 26-116 BF	52722393	6.50 (165)	6.38 (162)	5.06 (129)	4.13 (105)	3.50 (89)	3.16 (80)	GF 15/26 flange (2) 1/2" dia. bolt holes	12.5 (5.7)

Note: Dimensions in inches unless otherwise noted.

### UP 26-120 U



TM03 5546 4412

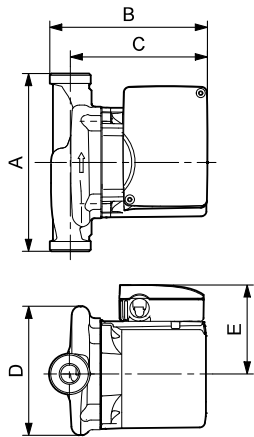
Flow range: 0-19 gpm (0 - 4.3 m³/h)  
 Head range: 0-38 ft (0 - 11.6 m)  
 Motors: 2-pole, single-phase  
 Max. liquid temperature: 203 °F (95 °C)  
 Min. liquid temperature: 32 °F (0 °C)  
 Max. system pressure: 145 psi (10 bar)  
 Closed system

Model	Volts	Amps	Watts	Hp	Capacitor
UP 26-120 U	115	2.15	215	1/6	10 µF/180 V
	230	1.07	220	1/6	2.5 µF/380 V

Approvals



UP 26-120 U

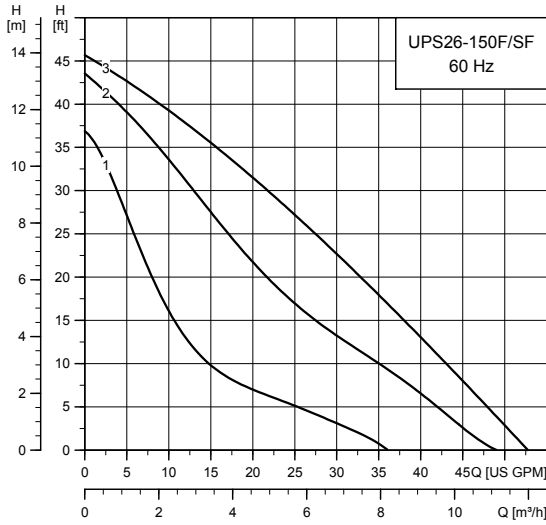


TM03 8761 2407

Model	Product number		Dimensions [inches (mm)]					Connection type and size	Shipping weight [lbs (kg)]
	115 V	230 V	A	B	C	D	E		
UP 26-120 U	52722435	52722436	7.06 (179)	5.88 (149)	5.06 (129)	4.88 (124)	3.50 (89)	GF 125 union - 1 1/4" NPSM	10.5 (4.8)

Note: Dimensions in inches unless otherwise noted.

UPS 26-150 F/SF



TM04 5463 4412

Flow range: 0-53 gpm (0-12 m<sup>3</sup>/h)  
 Head range: 0-46 ft (0-14 m)  
 Motors: 2-pole, single-phase  
 Max. liquid temperature: 230 °F (110 °C)  
 Min. liquid temperature: 36 °F (2 °C)  
 Max. system pressure: 145 psi (10 bar)

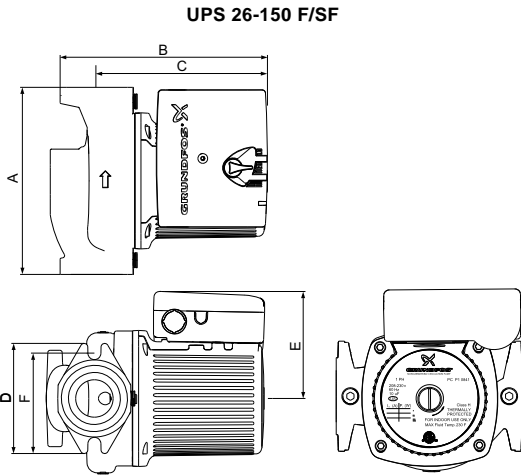
Model	Speed	Volts	Amps	Watts	Hp	Capacitor
	3	115	3.5	370	1/2	40 μF/180 V
	2		3.1	335	1/2	
	1		2.5	265	1/2	
UPS 26-150 F/SF	3	208	1.7	350	1/2	10 μF/400 V
	2		1.5	310	1/2	
	1		1.2	250	1/2	
	3	230	1.7	370	1/2	10 μF/400 V
	2		1.5	335	1/2	
	1		1.2	265	1/2	

Approvals

UPS 26-150 F/SF



UPS 26-150 SF



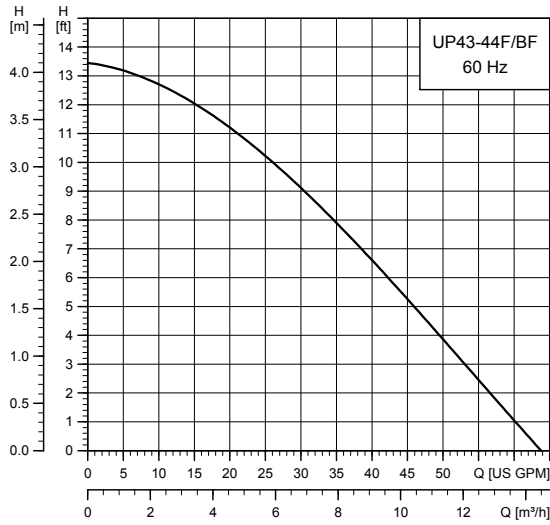
TM04 6014 4709

Model	Product number		Dimensions [inches (mm)]						Connection type and size	Shipping weight [lbs (kg)]
	115 V	208-230 V	A	B	C	D	E	F		
UPS 26-150 F	95906630	95906631	6.50 (165)	7.13 (181)	5.88 (149)	3.88 (98)	3.75 (95)	3.13 (79)	GF 15/26 flange (2) 1/2" dia. bolt holes	17.4 (7.9)
UPS 26-150 SF	95906632	95906633	6.50 (165)	7.13 (181)	5.88 (149)	3.88 (98)	3.75 (95)	3.13 (79)	GF 15/26 flange (2) 1/2" dia. bolt holes	17.4 (7.9)

Note: Dimensions in inches unless otherwise noted.



**UP 43-44 F/BF**



TM03 5558 4412

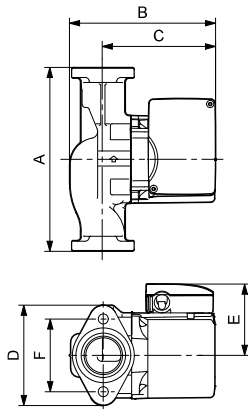
Flow range: 0-68 gpm (0 - 15.4 m<sup>3</sup>/h)  
 Head range: 0 - 13.5 ft (0 - 4.1 m)  
 Motors: 2-pole, single-phase  
 Max. liquid temperature: 230 °F (110 °C)  
 Min. liquid temperature: 32 °F (0 °C)  
 Max. system pressure: 145 psi (10 bar)  
 Closed system (F) and open system (BF)

Model	Volts	Amps	Watts	Hp	Capacitor
UP 43-44 F/BF	115	2.15	215	1/6	10 µF/180 V
	230	1.07	220	1/6	2.5 µF/380 V

**Approvals**



**UP 43-44 F/BF**

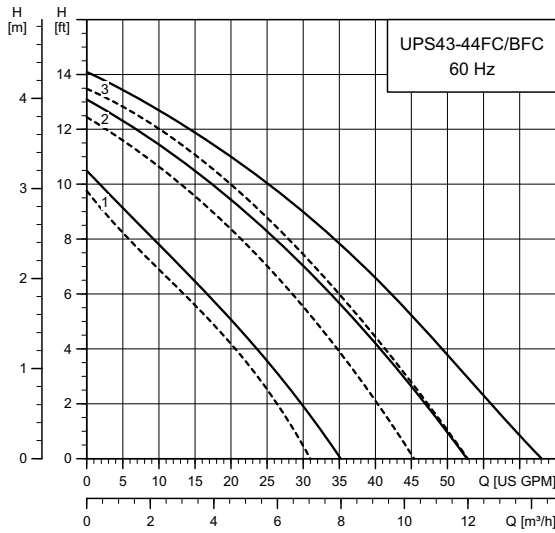


TM03 8544 1907

Model	Product number		Dimensions [inches (mm)]						Connection type and size	Shipping weight [lbs (kg)]
	115 V	230 V	A	B	C	D	E	F		
UP 43-44 F	52722437	52722438	8.50 (216)	6.69 (170)	5.19 (132)	4.75 (121)	3.50 (89)	3.44 (87)	GF 40/43 flange (2) 1/2" dia. bolt holes	13.5 (6.1)
UP 43-44 BF	52722439	52722440	8.50 (216)	6.69 (170)	5.19 (132)	4.75 (121)	3.50 (89)	3.44 (87)	GF 40/43 flange (2) 1/2" dia. bolt holes	15 (6.8)

**Note:** Dimensions in inches unless otherwise noted.

### UPS 43-44 FC/BFC



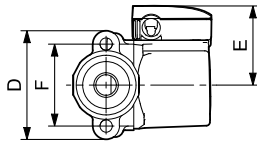
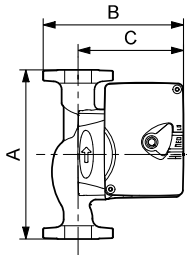
TM03 8196 4412

Flow range: 0-63 gpm (0 - 14.3 m<sup>3</sup>/h)  
 Head range: 0-14 ft (0 - 4.3 m)  
 Motors: 2-pole, single-phase  
 Max. liquid temperature: 230 °F (110 °C)  
 Min. liquid temperature: 32 °F (0 °C)  
 Max. system pressure: 145 psi (10 bar)

Model	Speed	Volts	Amps	Watts	Hp	Capacitor
UPS 43-44 FC/ BFC	3	115	1.8	203	1/6	20 μF/180 V
	2		1.7	189	1/6	20 μF/180 V
	1		1.4	157	1/6	20 μF/180 V
UPS 43-44 FC/ BFC	3	230	0.9	203	1/6	5 μF/400 V
	2		0.8	190	1/6	5 μF/400 V
	1		0.7	157	1/6	5 μF/400 V

— Without check valve  
 - - - With check valve

UPS 43-44 FC/BFC



TM03 8757 2407

#### Approvals

UP 43-44 FC/BFC



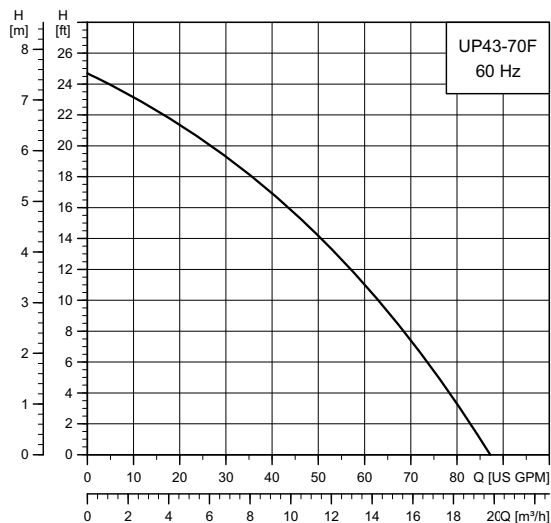
UP 43-44 BFC



Model	Product number		Dimensions [inches (mm)]						Connection type and size	Shipping weight [lbs (kg)]
	115 V	230 V	A	B	C	D	E	F		
UPS 43-44 FC	52722514	52722515	8.50 (216)	6.69 (170)	5.13 (130)	4.75 (121)	3.19 (81)	3.44 (87)	GF 40/43 flange (2) 1/2" dia. bolt bores	13.5 (6.1)
UPS 43-44 BFC	52722520	52722521	8.50 (216)	6.69 (170)	5.13 (130)	4.75 (121)	3.19 (81)	3.44 (87)	GF 40/43 flange (2) 1/2" dia. bolt bores	13.5 (6.1)

**Note:** The check valve can be removed.  
 Dimensions in inches unless otherwise noted.

### UP 43-70 F

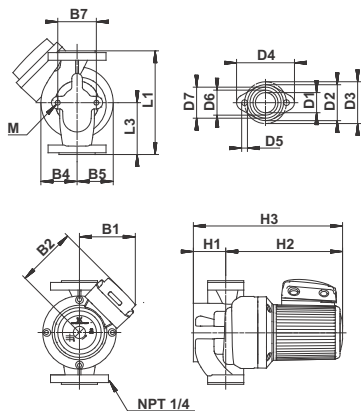


TM04 9904 4412

Flow range: 0-85 gpm (0 - 19.3 m³/h)  
 Head range: 0 - 24.5 ft (0 - 7.5 m)  
 Motors: 2-pole, single-phase  
 Max. liquid temperature: 230 °F (110 °C)  
 Min. liquid temperature: 14 °F (-10 °C)  
 Max. system pressure: 145 psi (10 bar)  
 Closed system

Model	Volts	Amps	Watts	Hp	Capacitor
UP 43-70 F	115	3.4	400	1/2	30 µF
	230	1.8	400	1/2	30 µF

#### UP 43-70 F



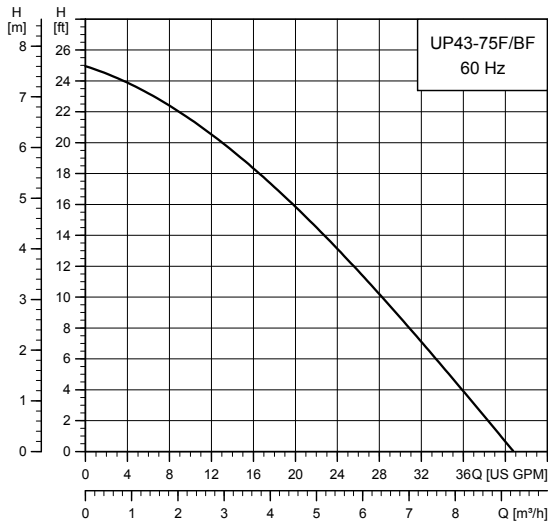
TM02 0210 0211

Model	Product number	Connection type and size	Shipping weight [lbs (kg)]
	115/230 V		
UP 43-70 F	96439644	GF 40/30 flange 1 1/2" 2-bolt with (2) 1/2" dia. holes	41

Dimensions [inches (mm)]																
L1	L3	B1	B2	B4	B5	B7	H1	H2	H3	D1	D2	D3	D4	D6	D7	
8.50	4.25	5.31	5.56	2.94	2.94	3.13	2.63	9.63	12.19	1.63	8.50	4.25	5.31	5.56	2.94	
(216)	(108)	(135)	(141)	(75)	(75)	(79)	(67)	(244)	(310)	(41)	(216)	(108)	(135)	(141)	(75)	

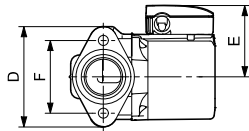
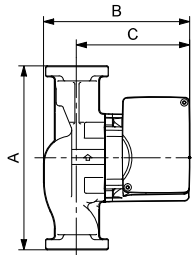
Note: Dimensions in inches unless otherwise noted.

## UP 43-75 F/BF



TM03 5560 4412

UP 43-75 F/BF



TM03 8544 1907

Flow range: 0-41 gpm (0 - 9.3 m<sup>3</sup>/h)  
 Head range: 0-25 ft (0 - 7.6 m)  
 Motors: 2-pole, single-phase  
 Max. liquid temperature: 230 °F (110 °C)  
 Min. liquid temperature: 36 °F (2 °C)  
 Max. system pressure: 145 psi (10 bar)  
 Open system

Model	Volts	Amps	Watts	Hp	Capacitor
UP 43-75 F/BF	115	2.15	215	1/6	10 μF/180 V
	230	1.07	220	1/6	2.5 μF/380 V

## Approvals

UP 43-75 F/BF



UP 43-75 BF

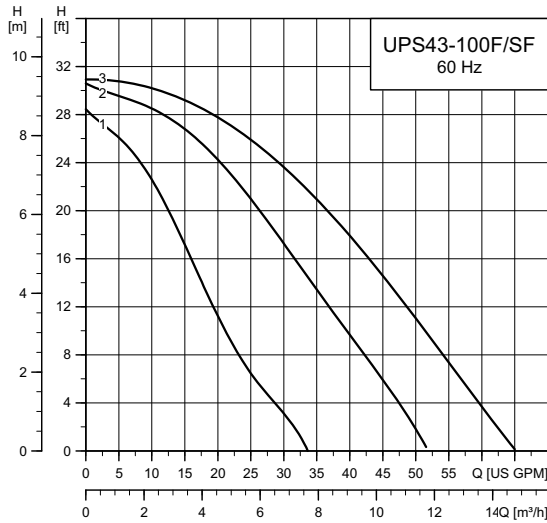


File 6591

Model	Product number		Dimensions [inches (mm)]						Connection type and size	Shipping weight [lbs (kg)]
	115 V	230 V	A	B	C	D	E	F		
UP 43-75 F	52722373	52722372	8.50 (216)	6.69 (170)	5.19 (132)	4.75 (121)	3.50 (89)	3.44 (87)	GF 40/43 flange (2) 1/2" dia. bolt holes	13.5 (6.2)
UP 43-75 BF	52722370	52722369	8.50 (216)	6.69 (170)	5.19 (132)	4.75 (121)	3.50 (89)	3.44 (87)	GF 40/43 flange (2) 1/2" dia. bolt holes	15 (6.8)

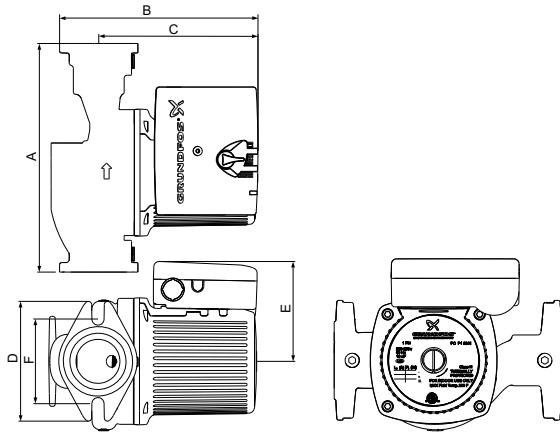
Note: Dimensions in inches unless otherwise noted.

### UPS 43-100 F/SF



TM04 5464 44 12

UPS 43-100 F/SF



TM04 6015 4709

Flow range: 0-65 gpm (0 - 14.8 m<sup>3</sup>/h)  
 Head range: 0-31 ft (0 - 9.5 m)  
 Motors: 2-pole, single-phase  
 Max. liquid temperature: 230 °F (110 °C)  
 Min. liquid temperature: 36 °F (2 °C)  
 Max. system pressure: 145 psi (10 bar)

Model	Speed	Volts	Amps	Watts	Hp	Capacitor
UPS 43-100 F	3	115	3.5	370	1/2	40 μF/180 V
	2		3.1	335	1/2	40 μF/180 V
	1		2.5	265	1/2	40 μF/180 V
UPS 43-100 F/SF	3	208	1.7	350	1/2	10 μF/400 V
	2		1.5	310	1/2	10 μF/400 V
	1		1.2	250	1/2	10 μF/400 V
	3	230	1.7	370	1/2	10 μF/400 V
	2		1.5	335	1/2	10 μF/400 V
	1		1.2	265	1/2	10 μF/400 V

#### Approvals

UPS 43-100 F/SF

UPS 43-100 SF

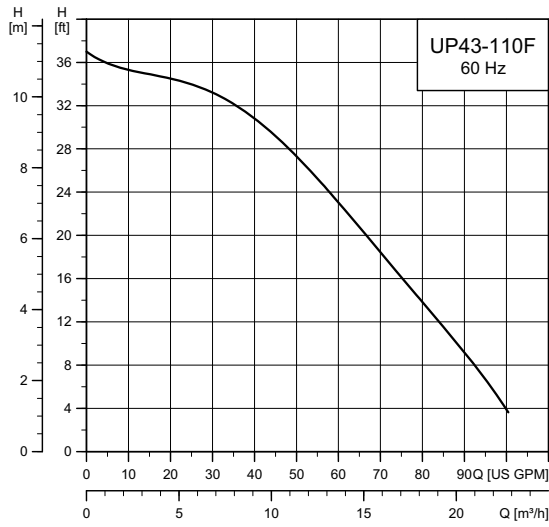


Drinking Water System Components  
 In Accordance with NSF/ANSI 372

Model	Product number		Dimensions [inches (mm)]						Connection type and size	Shipping weight [lbs (kg)]
	115 V	208-230 V	A	B	C	D	E	F		
UPS 43-100 F	95906636	95906637	8.50 (216)	6.69 (170)	5.13 (130)	4.75 (121)	3.19 (81)	3.44 (87)	GF 40/43 flange (2) 1/2" dia. bolt bores	18.47 (8.4)
UPS 43-100 SF	95906638	95906639	8.50 (216)	6.69 (170)	5.13 (130)	4.75 (121)	3.19 (81)	3.44 (87)	GF 40/43 flange (2) 1/2" dia. bolt bores	18.47 (8.4)

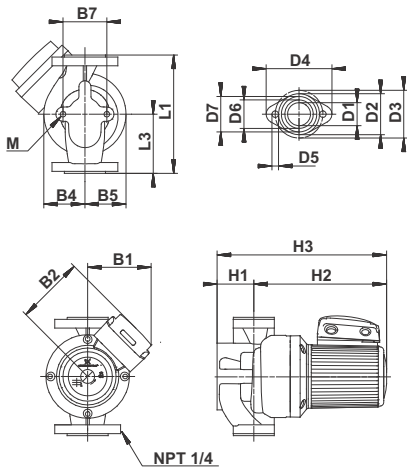
Note: Dimensions in inches unless otherwise noted.

## UP 43-110 F



TM05 6021 4412

UP 43-110 F



TM02 0120 0211

Flow range: 0-98 gpm (0 - 22.3 m<sup>3</sup>/h)  
 Head range: 0-37 ft (0 - 11.3 m)  
 Motors: 2-pole, single-phase  
 Max. liquid temperature: 230 °F (110 °C)  
 Min. liquid temperature: 14 °F (-10 °C)  
 Max. system pressure: 145 psi (10 bar)  
 Closed system

Model	Volts	Amps	Watts	Hp	Capacitor
UP 43-110 F	115	5.1	590	3/4	60 μF
	230	2.7	590	3/4	60 μF

## Approvals



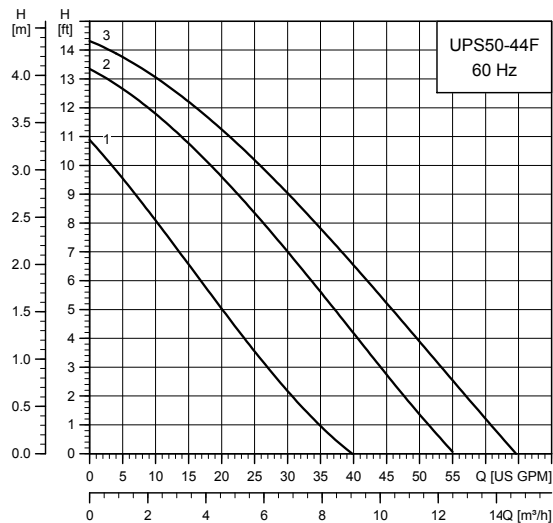
Model	Product number	Connection type and size	Shipping weight [lbs (kg)]
	115 V/230 V		
UP 43-110 F	96439643	GF 40/43 flange 1 1/2"	41.2 (18.7)

## Dimensions [inches (mm)]

L1	L3	B1	B2	B4	B5	B7	H1	H2	H3	D1	D2	D3	D4	D6	D7	M
8.50 (216)	4.25 (108)	5.25 (133)	5.56 (141)	2.94 (75)	2.94 (75)	3.13 (79)	2.63 (67)	9.63 (244)	12.19 (310)	1.63 (41)	2.94 (75)	3.44 (87)	4.75 (121)	2.06 (52)	2.50 (64)	0.47 (12)

Note: Dimensions in inches unless otherwise noted.

### UPS 50-44 F



TM03 8837 4412

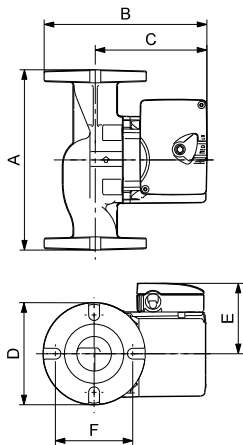
Flow range: 0-65 gpm (0 - 14.8 m<sup>3</sup>/h)  
 Head range: 0 - 14.4 ft (0 - 4.4 m)  
 Motors: 2-pole, single-phase  
 Max. liquid temperature: 230 °F (110 °C)  
 Min. liquid temperature: 32 °F (0 °C)  
 Max. system pressure: 145 psi (10 bar)

Model	Speed	Volts	Amps	Watts	Hp	Capacitor
UPS 50-44 F	3	115	1.8	194	1/6	20 μF
	2		1.6	181	1/6	
	1		1.3	147	1/6	
	3	230	0.90	195	1/6	5 μF
	2		0.81	182	1/6	
	1		0.74	147	1/6	

#### Approvals



UPS 50-44 F

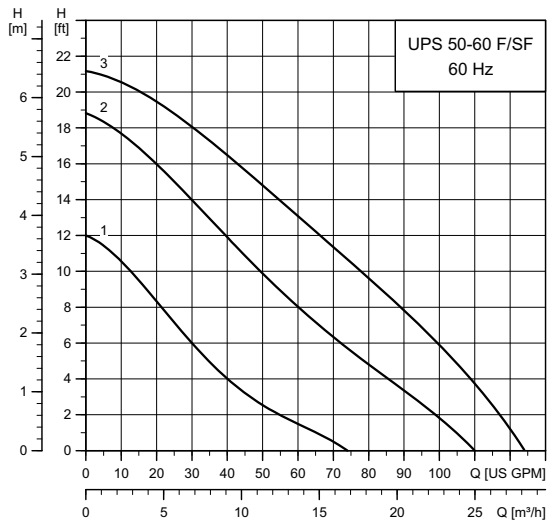


TM04 54713209

Model	Product number		Dimensions [inches (mm)]						Connection type and size	Shipping weight [lbs (kg)]
	115 V	230 V	A	B	C	D	E	F		
UPS 50-44 F	52722557	52722558	8.50 (216)	7.50 (191)	5.06 (129)	4.88 (124)	3.50 (89)	4.19 (106)	GF 50 flange (4) 1/2" dia. bolt holes	15.5 (7.0)

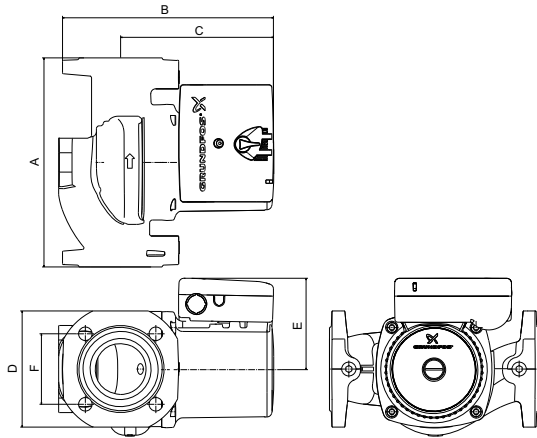
Note: Dimensions in inches unless otherwise noted.

## UPS 50-60 F/SF



TM04 7918 4412

UPS 50-60 F/SF



TM04 9775 0111

Flow range: 0-120 gpm (0 - 27.3 m<sup>3</sup>/h)  
 Head range: 0-21 ft (0 - 6.4 m)  
 Motors: 2-pole, single-phase  
 Max. liquid temperature: 230 °F (110 °C)  
 Min. liquid temperature: 36 °F (10 °C)  
 Max. system pressure: 145 psi (10 bar)  
 Closed or open system

Model	Speed	Volts	Amps	Watts	Hp	Capacitor
UPS 50-60 F/SF	3	115	3.6	395	1/2	40 μF/180 V
	2		3.4	350	1/2	
	1		2.7	260	1/2	
UPS 50-60 F/SF	3	208	1.9	395	1/2	10 μF/400 V
	2		1.7	350	1/2	
	1		1.4	290	1/2	
	3		1.8	395	1/2	
	2		1.7	350	1/2	
	1	230	1.4	260	1/2	

## Approvals

UPS 50-60 F/SF



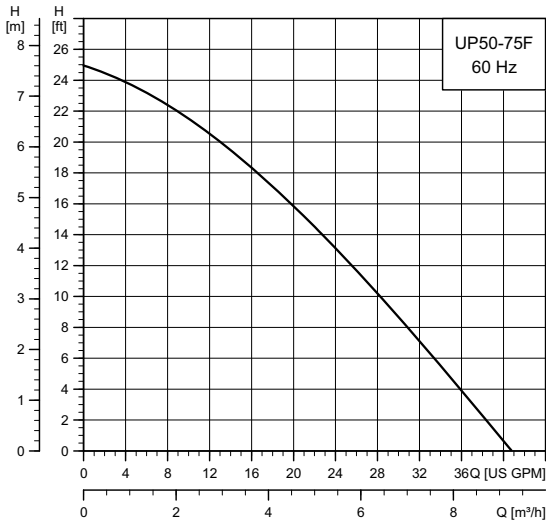
UPS 50-60 SF

Model	Product number		Dimensions [inches (mm)]						Connection type and size	Shipping weight [lbs (kg)]
	115 V	208-230 V	A	B	C	D	E	F		
UPS 50-60 F	97523134	97523135	8.59 (216)	8.63 (219)	6.25 (159)	4.75 (121)	3.75 (95)	2.88 (73)	GF 50	20.0 (44.0)
UPS 50-60 SF	97523136	97523137	8.59 (216)	8.63 (219)	6.25 (159)	4.75 (121)	3.75 (95)	2.88 (73)		20.0 (44.0)

Note: Dimensions in inches unless otherwise noted.



**UP 50-75 F**



TM03 5545 4412

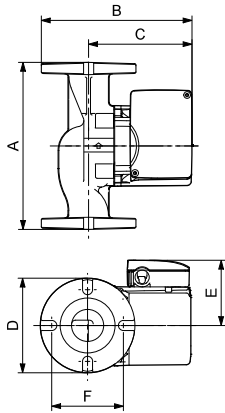
Flow range: 0-41 gpm (0 - 9.3 m³/h)  
 Head range: 0-25 ft (0 - 7.6 m)  
 Motors: 2-pole, single-phase  
 Max. liquid temperature: 230 °F (110 °C)  
 Min. liquid temperature: 32 °F (0 °C)  
 Max. system pressure: 145 psi (10 bar)  
 Closed system

Model	Volts	Amps	Watts	Hp	Capacitor
UP 50-75 F	115	2.15	215	1/6	10 µF/180 V
	230	1.07	220	1/6	2.5 µF/400 V

**Approvals**



**UP 50-75 F**



TM03 8760 2407

Model	Product number		Dimensions [inches (mm)]						Connection type and size	Shipping weight [lbs (kg)]
	115 V	230 V	A	B	C	D	E	F		
UP 50-75 F	52722352	52722353	8.50 (216)	7.50 (191)	5.06 (129)	4.88 (124)	3.50 (89)	4.19 (106)	GF 50 flange (4) 1/2" dia. bolt holes	15.5 (7.0)

**Note:** Dimensions in inches unless otherwise noted.

## 7. Accessories

### UP timer

#### Specifications (previous/current)

Type: 24-hour, 3-position On/Timer/Off 15-minute interval.

- Supply voltage: 120 VAC
- power consumption: 1 VA.

Switch rating: SPDT

- Resistive: 21 A/6 A
- tungsten: 1350 W.
- inductive: 1 hp @ 120 VAC; 2 hp @ 240 VAC.


Wiring connections: 1/4" quick-connects.

#### Installation

Indoor, wired and mounted on the UP terminal box.

#### Features

- Compact and contemporary design
- captive trippers are easy to set, cannot be lost
- quartz drive provides 7-day carry-over
- synchronous drive for greatest accuracy, lowest cost.



TM03 7893 0307

Fig. 11 UP timers

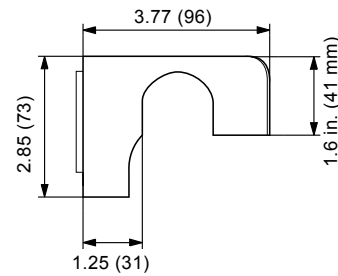
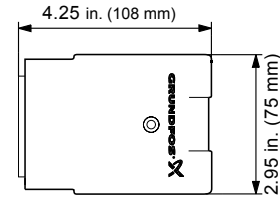


Fig. 12 Timer dimensions, previous version

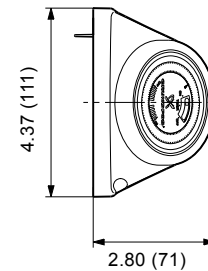
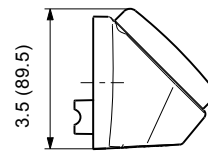


Fig. 13 Timer dimensions, current version

TM03 4406 1311

TM03 9076 1311

### Timer control

Product number	Description	Shipping weight		Length		Height		Width	
		[oz.]	[kg]	[inch]	[mm]	[inch]	[mm]	[inch]	[mm]
505474	24-hour programmable clock/timer for use with single-speed Series UP (115 V) circulator pump* for date codes 9132 - 0527	10	0.28	2.44	62	1.27	32	2.38	60
599388	24-hour programmable clock/timer for use with single-speed Series UP (115 V) circulator pump* for UP 15, only date code 0528 and after	10	0.28	2.44	62	1.27	32	2.38	60

### Approvals



## Aquastat

### Specifications:

- Description: Thermostatic switch
- type: Bi-metallic disc, snap acting
- enclosure: environmentally sealed
- mounting:
  - clip-on mount for 1/2" (12.7 mm) inner diameter copper tube (5/8" (15.9 mm) outside diameter)
  - clip-on mount for 3/4" (19.1 mm) inner diameter copper tube (7/8" (22.2 mm) outside diameter).
- contact rating:
  - 10 A @ 120 VAC, 60 Hz resistive
  - 5 A @ 240 VAC, 60 Hz resistive.

### Temperature rating

#### Low-temperature model:

- 105 ± 5 °F (40 ± 2 °C) pump switches off
- 85 ± 6 °F (29 ± 3 °C) pump switches on.

#### High-temperature model:

- 115 ± 5 °F (46 ± 2 °C) pump switches off
- 105 ± 5 °F (40 ± 2 °C) pump switches on.

#### Leads:

- 2 leads, AWG 18, 14" (356 mm)
- 12" (305 mm), black insulation, silicon or epoxy overmold
- 1/2" (12.7 mm) strip length.

#### Application:

- Clip-on thermostatic control for UP circulator pumps.

### Approvals

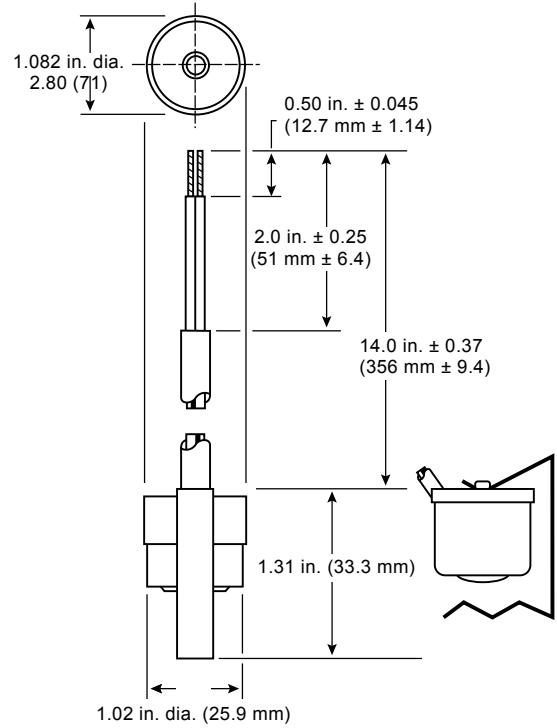


Fig. 14 Aquastat dimensions



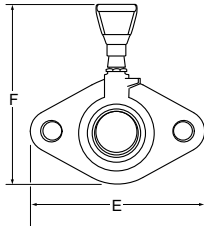
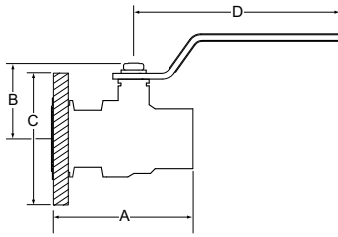
Fig. 15 Aquastat

### Thermostatic controls

Product number	Description	Shipping wt. [lbs (kg)]
595443	Aquastat set, 1/2" (12.7 mm) clip-on mount for 5/8" (15.9 mm) outside diameter system piping size, 85 °F - 105 °F* (29.4 °C - 40.5 °C) (1/2" (12.7 mm) inner diameter copper tubing or 3/8" (9.7 mm) steel pipe) shielded wire, with PVC jacketed cable	1.0 (0.45)
595444	Aquastat set, 3/4" (19.1 mm) clip-on mount for 7/8" (22.2 mm) outside diameter system piping size, 85 °F - 105 °F* (29.4 °C - 40.5 °C) (3/4" (19.1 mm) inner diameter copper tubing or 1/2" (12.7 mm) steel pipe) shielded wire, with PVC jacketed cable	1.0 (0.45)
595656	Aquastat set, 1/2" (12.7 mm) clip-on mount for 5/8" (15.9 mm) outside diameter system piping size, 105 °F - 115 °F* (40.5 °C - 46.1 °C) (1/2" (12.7 mm) inner diameter copper tubing or 3/8" (9.7 mm) steel pipe) shielded wire, with PVC jacketed cable	1.0 (0.45)
595657	Aquastat set, 3/4" (19.1 mm) clip-on mount for 7/8" (22.2 mm) outside diameter system piping size, 105 °F - 115 °F* (40.5 °C - 46.1 °C) (3/4" (19.1 mm) inner diameter copper tubing or 1/2" (12.7 mm) steel pipe) shielded wire, with PVC jacketed cable	1.0 (0.45)

Note: Dimensions in inches unless otherwise noted.

## Packaged dielectric isolating valve sets



TM04 9909 0311



TM05 7999 3507

Pump connection	Pipe connection type and size		Product number	Approx. shipping weight (1 kit)	Face to face [A]	Center of port to top [B]	Flange diameter [C]	Center of valve to handle end [D]	Flange width [E]	Overall height [F]
	NPT	Sweat								
GF 15/26 flange	Bronze			[lbs (kg)]						

**Note:** Each set contains  
 2 rotating flanges, lever-handled full-ported ball valve,  
 EPDM gaskets, dielectric sleeves.  
 Qty. 4, 7/16" x 1 1/4" bolts with nuts.  
 Dimensions in inches unless otherwise noted.

## Approvals



## Materials of construction

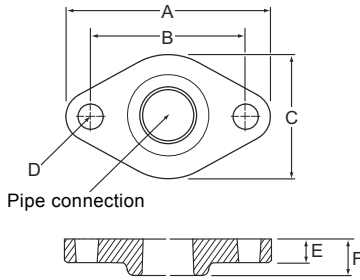
Flange	Chrome-plated steel
Valve housing	Brass
Valve ball	Chrome-plated brass
Valve seat	PTFE
Dielectric sleeve	Composite
Bolt	Chrome-plated steel
Nut	Chrome-plated steel
Gaskets	EPDM

## Fluid data

Maximum temperature	230 °F (110 °C)
Maximum pressure	150 psi (10 bar)

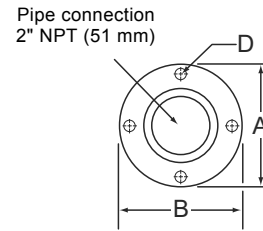
### Packaged fitting sets

GF 15/26/40/43



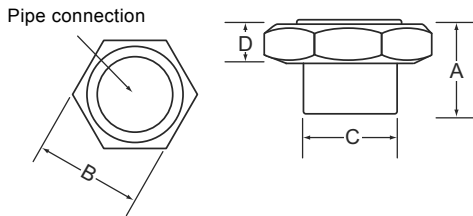
TM04 9808 0111

GF 50



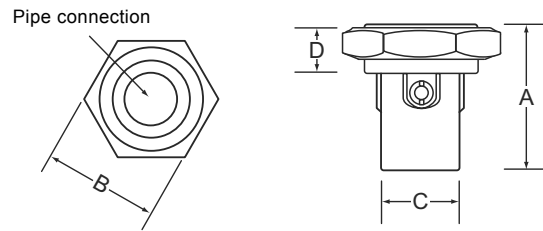
TM04 9810 0111

GU 125 union



TM04 9809 0111

Isolating valve GU 125 union



TM04 9811 0111

Material	Pump connection	Pipe connection			Product number	Dimensions (inches/mm)					
		NPT	Sweat	Compression		A	B	C	D	E	F
Cast iron	GF 15/26	3/4"			519601	4.25 (108)	3.13 (80)	2.75 (67)	0.50 (13)	0.50 (13)	0.75 (20)
		1"			519602						
		1 1/4"			519603						
		1 1/2"			519604						
	GF 40/43	1 1/2"			539605	4.75 (121)	3.50 (89)	3.00 (76)	0.50 (13)	0.50 (13)	0.75 (20)
GF 50	2" (4-bolt flange)			96409354	5.25 (133)	4.00 (102)	-	0.50 (13)	0.50 (13)	0.75 (20)	
Bronze	GF 15/26	3/4"			519651	4.25 (108)	3.13 (80)	2.75 (67)	0.50 (13)	0.50 (13)	0.75 (20)
		1"			519652						
		1 1/4"			96409356						
	GF 40/43	1 1/2"			539615	4.75 (121)	3.50 (89)	3.00 (76)	0.50 (13)	0.50 (13)	0.75 (20)
	GF 50	2" (4-bolt flange)			96409355	5.25 (133)	4.00 (102)	-	0.50 (13)	0.50 (13)	0.75 (20)
GU 125 union	3/4"			529912	1.00 (25)	1.88 (46)	1.25 (31)	0.63 (16)	-	-	
			1/2"	529913	0.75 (20)	1.88 (46)	0.75 (20)	0.63 (16)	-	-	
			3/4"	529911	0.75 (20)	1.88 (46)	1.00 (25)	0.63 (16)	-	-	
Isolating valves, bronze	GU 125 union	1/2"			519850	2.25 (57)	1.88 (46)	1.00 (25)	0.63 (16)	-	-
		3/4"			519852	2.25 (57)	1.88 (46)	1.25 (31)	0.63 (16)	-	-
				3/4"	519851	2.00 (51)	1.88 (46)	1.25 (31)	0.63 (16)	-	-

**Notes:**

- GF 15/26/40/43 Flange sets to include two flanges, two gaskets, and four nuts and bolts.
  - GF 50 Flange sets to include two flanges, two gaskets, and eight nuts and bolts.
  - GU 125 union Union set to include two nuts, gaskets, and adapters.
- Dimensions are in inches unless otherwise noted.

**Approvals (bronze sets)**



## UP-ZV zone valves

### Specifications

Grundfos UP-ZV 24 V, 2-way motorized zone valves for hydronic heating or chilled water applications.

#### Standard features:

- In-line removable actuator for ease of installation and service
- manual open/close lever
- sealed end switch
- silent close-off technology
- high gear ratio
- forged brass housing
- removable service cap
- high Cv rating.

#### Approvals



TM04 9803 0111

### Technical data

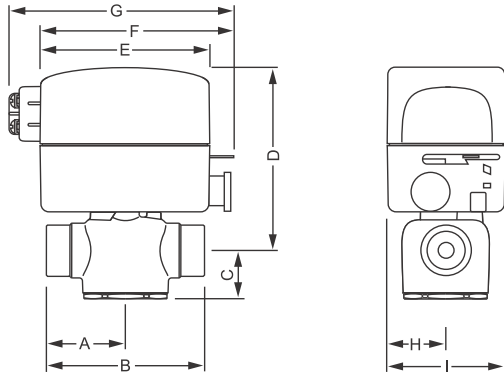
Max. percent glycol:	50 %
Fluid temperature range:	32 to 240 °F (0 to 115 °C)
Ambient temperature range:	32 to 104 °F (0 to 40 °C)
Max. humidity:	95 % non-condensing
Max. static pressure:	15 psi (1 bar) steam
	300 psi (20 bar)
Stroke time	Open: approx. 45 sec.
	Closed: approx. 10 sec.
<b>Actuator motor</b>	
Actuator motor:	Synchronous hysteresis
Class:	Class A
Voltage:	24 VAC +/- 10 %, Class 2
	5 Watts
	7 VA
Run amps:	300 mA
In-rush:	300 mA
<b>End (auxiliary) switch models</b>	
Type:	Sealed
De-energized position:	Normally closed
Rating:	0.4 A (400 mA) @ 24 VAC (AC/DC)
	Class 2
Isolated:	Yes

<b>Valves</b>	
Valve operation:	With power: opened
	Without power: closed
	Manually opened: opened
<b>Materials of construction</b>	
Valve housing:	Brass
Seat:	Brass
Stem:	Stainless steel
Paddle:	EPDM
O-rings:	EPDM

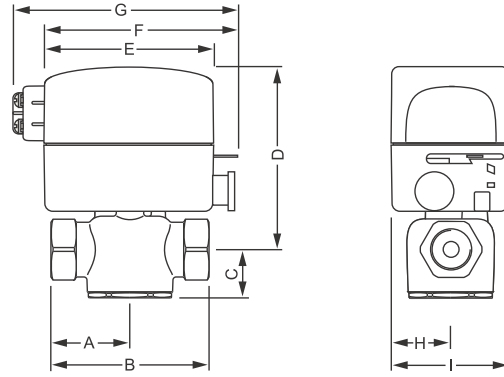
UP-ZV flow characteristics

Connection size	Flow coefficient	Max. close-off ΔP
1/2" sweat	3.5 Cv (3.0 Kv)	30 psi (2 bar)
3/4" sweat	7.5 Cv (6.5 Kv)	20 psi (1.4 bar)
1" sweat	7.5 Cv (6.5 Kv)	20 psi (1.4 bar)
3/4" NPT	3.5 Cv (3.0 Kv)	30 psi (2 bar)

SWEAT MODELS



NPT MODELS



TM04 9804 0111

Connections	Dimensions [inches (mm)]								
	A	B	C	D	E	F	G	H	I
1/2" sweat	1.31 (33)			4.00 (102)					
3/4" sweat	1.38 (35)	2.63 (67)	0.94 (24)	4.00 (102)	3.44 (87)	4.00 (102)	4.53 (115)	1.19 (30)	2.38 (60)
1" sweat	1.69 (43)			4.19 (106)					
3/4" NPT	1.81 (46)								

Note: Dimensions for actuators with or without auxiliary switch.

Product number	Description
97627415	1/2" sweat, 2-way valve housing, normally closed, <b>with</b> end switch
97627416	1/2" sweat, 2-way valve housing, normally closed, <b>without</b> end switch
97627419	3/4" sweat, 2-way valve housing, normally closed, <b>with</b> end switch
97627420	3/4" sweat, 2-way valve housing, normally closed, <b>without</b> end switch
97627421	1" sweat, 2-way valve housing, normally closed, <b>with</b> end switch
97627422	1" sweat, 2-way valve housing, normally closed, <b>without</b> end switch
97627417	3/4" NPT, 2-way valve housing, normally closed, <b>with</b> end switch
97627418	3/4" NPT, 2-way valve housing, normally closed, <b>without</b> end switch

Service

Product number	Description
97627423	Actuator 24 VAC, normally closed <b>with</b> end switch
97627424	Actuator 24 VAC, normally closed <b>without</b> end switch

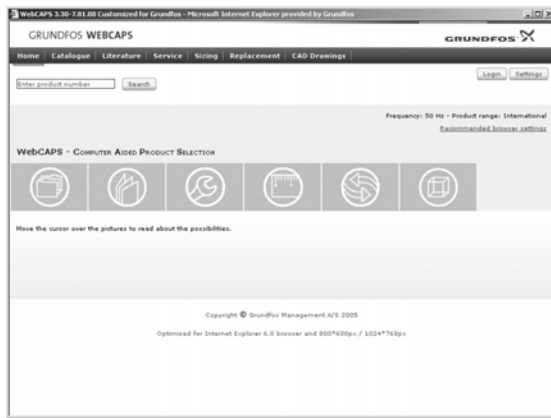
## Replacement flange gaskets

For use with flange set	Product number	Description	Approx. shipping weight [lbs (kg)]
GF 15/26	510179	Single gasket for 1 1/4" flange	0.6 (0.25)
GF 40/43	530244	Single gasket for 1 1/2" flange	0.6 (0.25)
GF 50	96409353	Single gasket for 2" flange	0.6 (0.25)
GF 65	550097	Single gasket for 2 1/2" flange	0.6 (0.25)
GF 80	560185	Single gasket for 3" flange	0.6 (0.25)
GF 100	570008	Single gasket for 4" flange	0.6 (0.25)
GU 125	520089	Single gasket for GU 125 union	0.6 (0.25)



# 8. Further product information

## WebCAPS

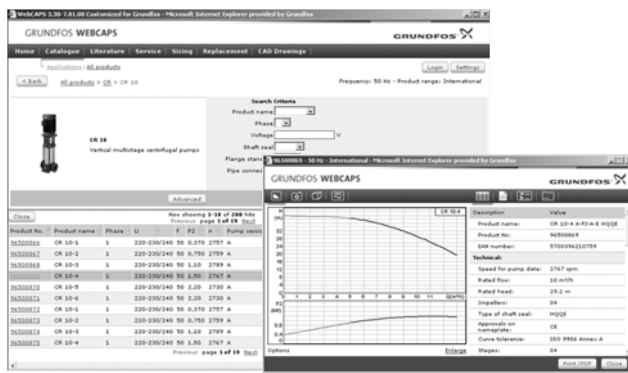


WebCAPS is a **Web-based Computer Aided Product Selection** program available on [www.grundfos.us](http://www.grundfos.us).

WebCAPS contains detailed information on more than 220,000 Grundfos products in more than 30 languages.

Information in WebCAPS is divided into six sections:

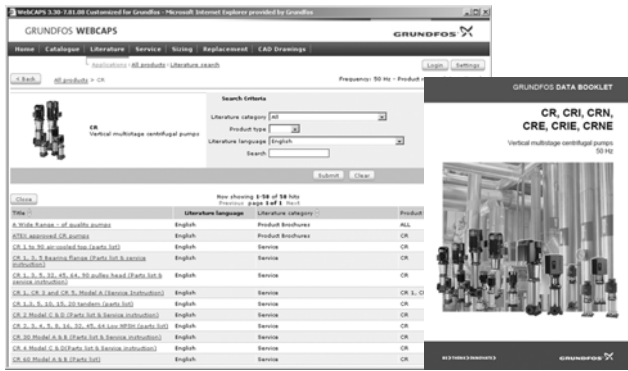
- catalog
- literature
- service
- sizing
- replacement
- cad drawings.



### Catalog

Based on fields of application and pump types, this section contains the following:

- technical data
- curves (QH, Eff, P1, P2, etc.) which can be adapted to the density and viscosity of the pumped liquid and show the number of pumps in operation
- product photos
- dimensional drawings
- wiring diagrams
- quotation texts, etc.



### Literature

This section contains all the latest documents of a given pump, such as

- data booklets
- installation and operating instructions
- service documentation, such as service kit catalog and service kit instructions
- quick guides
- product brochures.



### Service

This section contains an easy-to-use interactive service catalog. Here you can find and identify service parts of both existing and discontinued Grundfos pumps.

Furthermore, the section contains service videos showing you how to replace service parts.



### Sizing

This section is based on different fields of application and installation examples and gives easy step-by-step instructions in how to size a product:

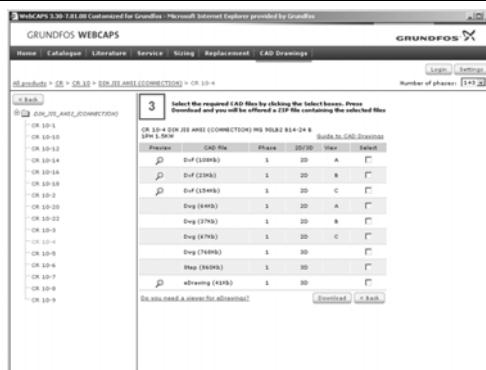
- Select the most suitable and efficient pump for your installation.
- Carry out advanced calculations based on energy, consumption, payback periods, load profiles, life cycle costs, etc.
- Analyze your selected pump via the built-in life cycle cost tool.
- Determine the flow velocity in wastewater applications, etc.



### Replacement

In this section you find a guide to selecting and comparing replacement data of an installed pump in order to replace the pump with a more efficient Grundfos pump. The section contains replacement data of a wide range of pumps produced by other manufacturers than Grundfos.

Based on an easy step-by-step guide, you can compare Grundfos pumps with the one you have installed on your site. When you have specified the installed pump, the guide will suggest a number of Grundfos pumps which can improve both comfort and efficiency.



### CAD drawings

In this section, it is possible to download 2-dimensional (2D) and 3-dimensional (3D) CAD drawings of most Grundfos pumps.

These formats are available in WebCAPS:

2-dimensional drawings:

- .dxf, wireframe drawings
- .dwg, wireframe drawings.

3-dimensional drawings:

- .dwg, wireframe drawings (without surfaces)
- .stp, solid drawings (with surfaces)
- .eprt, E-drawings.

## WinCAPS



Fig. 16 WinCAPS DVD

WinCAPS is a **Windows-based Computer Aided Product Selection** program containing detailed information on more than 220,000 Grundfos products in more than 30 languages.

The program contains the same features and functions as WebCAPS, but is an ideal solution if no internet connection is available.

WinCAPS is available on DVD and updated once a year.

## Grundfos GO

### Mobile solution for professionals on the GO!

Grundfos GO is the mobile tool box for professional users on the go. It is the most comprehensive platform for mobile pump control and pump selection including sizing, replacement and documentation. It offers intuitive, handheld assistance and access to Grundfos online tools, and it saves valuable time for reporting and data collection.



Subject to alterations.

L-UP-PG-001

<b>98532861</b> 0614
----------------------

ECM: 1133716
--------------

**Grundfos Kansas City**

17100 West 118th Terrace  
Olathe, Kansas 66061  
Phone: 913-227-3400  
Fax: 913-227-3500  
[www.grundfos.us](http://www.grundfos.us)

**Grundfos Canada**

2941 Brighton Road  
Oakville, Ontario L6H 6C9 Canada  
Phone: +1-905-829-9533  
Fax: +1-905-829-9512  
[www.grundfos.ca](http://www.grundfos.ca)

**Grundfos México**

Boulevard TLC No. 15  
Parque Industrial Stiva Aeropuerto  
C.P. 66600 Apodaca, N.L. Mexico  
Phone: 011-52-81-8144 4000  
Fax: 011-52-81-8144 4010  
[www.grundfos.mx](http://www.grundfos.mx)